

2017

dablerom

MATERIALE ELETTRICE • VILLAMOSSÁGI TERMÉKEK • ELECTRICAL MATERIALS



BIROURI ȘI DEPOZIT CENTRAL

Str. Principală Nr. 10D
Sat: Vâlcele Comuna: Feleac
Cod poștal: 407274 Jud.: Cluj România
Tel.: +40 264-274.071
Fax: +40 264-274.073
E-mail: dablerom@dablerom.com
Web : www.dablerom.com

DATELE FIRMEI

Cod fiscal: RO 13572136
Nr. Registrul Comertului: J12/1382/2000

Cont: RO23RZBR0000060012267278
RAIFFEISEN BANK CLUJ



OFFICE AND CENTRAL WAREHOUSE

Str. Principală No. 10D
Village: Valcele Commune: Feleac
Postal Code: 407274 County: Cluj Romania
Phone: +40 264-274.071
Fax: +40 264-274.073
E-mail: dablerom@dablerom.com
Web: www.dablerom.com

COMPANY DETAILS

Tax Code: RO 13572136
No. Trade Register: J12/1382/2000

Cont: RO23RZBR0000060012267278
RAIFFEISEN BANK CLUJ



IRODA ÉS KÖZPONTI RAKTÁR

Principala Út Nr. 10D
Falu: Valcele Község: Feleac
Ir. Sz: 407274 Kolozs Megye Románia
Tel.: +40 264-274.071
Fax: +40 264-274.073
E-mail: dablerom@dablerom.com
Web: www.dablerom.com

CÉG ADATA

Adó Szl: RO 13572136
Ker. Reg: J12/1382/2000

Cont: RO23RZBR0000060012267278
RAIFFEISEN BANK CLUJ

MAGYARORSZÁGI KAPCSOLAT

Tel.: +36 20 219 4519
E-mail: hungaria@dablerom.com



dablerom



- * Prezentul catalog anuleaza toate publicatiile anterioare .
- * NU raspundem pentru eventualele greseli de tipar .
- * Societatea noastra isi rezerva dreptul de a efectua modificari in functie de informatiile primite de la producatori .
- * Prezenta publicatie prezinta o proprietate a SC DABLEROM SRL
- * Comenzile onorate vor fi cele primite pe FAX sau E-MAIL si nu vom raspunde pentru cele efectuate telefonic .
- * Livrarea produselor se va efectua pe cheltuiala societatii noastre doar pentru facturile cu o valoare de peste 1,500 ron . (pe teritoriul Romaniei)
- * Preturile sunt exprimate in EURO si nu contin TVA .



- * A jelenlegi katalógus érvényteleníti a korábbi kiadványokat.
- * Nem felelünk az esetleges nyomdai hibákért.
- * Cégünknek jogában áll módosításokat végezni, a gyártóktól kapott információk alapján.
- * A jelenlegi kiadás a SC DABLEROM tulajdona.
- * A megrendeléseket FAX-on vagy E-Mailben fogadjuk és visszaigazoljuk, a telefonon kapott megrendelésekért nem felelünk.
- * Az árak EURO-ban vannak kifejezve és nem tartalmazzák az ÁFA-t.



- * This catalog cancels all previous publications .
- * We are not responsible for any typographical errors .
- * Our company reserves the right to make changes based on informations received from manufactures .
- * This publication presents a property of SC DABLEROM .
- * Honored orders will be ongly those received by FAX or E-MAIL , and we will not be responsible for that made by telephone .
- * Prices are in EURO , VAT not included .

CUPRINS

Corpuri de iluminat - Spoturi - Sisteme de Pornire - Proiectoare



Benzi cu LED si Accesorii - Dimmere- Becuri



Dulii - Balast - Transformatoare - Senzori - Fotocelule



Aparataj - Stechere - Cuple - Prelungitoare - Tamburi



Accesorii Telefonice - Termostate - Sonerii - Sirene -



Doze - Tablouri



Accesorii Tablou - Butoane - Lampi Semnalizare - Intrer.Circulare



Aparate Masura - Transf.Curent - Limitatori - Sig.Automate - Programatoare



Contoare - Relee - Contactoare - MPR - Sig.Cilindrice - Condensatori



CUPRINS

Prize & Fise Industriale - Panouri de Distributie



Pag. 171 - 180

Cabluri - Papuci - Mufe



Pag. 181 - 188

Cleme - Banda Spiralata - Marcaje - Banda PVC



Pag. 189 - 192

Clips cui - Fasete - Banda suport - Banda PVC - Copex - Sarma tras cablu



Pag. 193 - 198



Tub termocontractibil - Mansone - Gel



Pag. 199 - 208



Jgheaburi metalice & Accesorii



Pag. 209 - 220

Stabilizatoare - Spray - Scule - Aparate de masura - Scule



Pag. 221 - 236

Ventilatoare & Accesorii




Pag. 237 - 242

Corpuri de iluminat emergenta

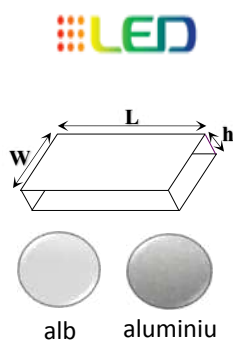


Pag. 242 - 248

panel LED 60x60 - Eco line



Eco line



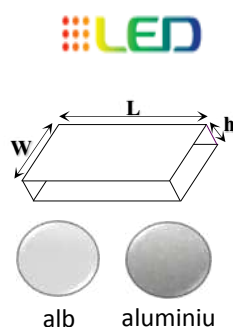
- Corp de iluminat cu montaj incastat sau aparent
- Material : din aluminiu & PS
- Montaj : PT sau ST
- Putere : 42W
- Sistem de pornire inclus
- Tip LED: SMD
- Ra \geq 80
- Unghi de lumina la 120°
- Ore de functionare \geq 25.000h
- Tensiune de lucru : 240V 50/60Hz
- Grad de protectie: IP20

dablerom	COD producator	CULOARE	PUTERE (W)	LUMINA	LUMEN (lm)	DIMENSIUNI			PACK. (buc)
						L (mm)	W (mm)	h (mm)	
06-42101	21-6042101	alb	42W	alba 4000k	3800	600	600	55	1/4
06-42100	21-6042100	alb	42W	rece 6300k	3800	600	600	55	1/4
06-42161	21-6042161	aluminiu	42W	alba 4000k	3800	600	600	55	1/4
06-42160	21-6042160	aluminiu	42W	rece 6300k	3800	600	600	55	1/4

panel LED 60x60 - Slim line



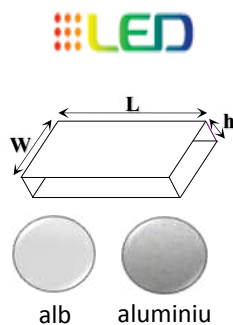

Slim line



- Corp de iluminat cu montaj incastat sau aparent
- Material : din aluminiu & PS
- Montaj : PT sau ST
- Putere : 42W - 50W
- Sistem de pornire inclus
- Tip LED: SMD
- Ra \geq 80
- Unghi de lumina la 120°
- Ore de functionare \geq 25.000h
- Tensiune de lucru : 240V 50/60Hz
- Grad de protectie: IP20

dablerom	COD producator	CULOARE	PUTERE (W)	LUMINA	LUMEN (lm)	DIMENSIUNI			PACK. (buc)
						L (mm)	W (mm)	h (mm)	
06-642000	21-6042000	alb	42W	cald 3000k	3300	600	600	9	1/6
06-64201	21-604201	alb	42W	alba 4000k	3300	600	600	9	1/6
06-64200	21-604200	alb	42W	rece 6300k	3300	600	600	9	1/6
06-642600	21-6042600	aluminiu	42W	cald 3000k	3300	600	600	9	1/6
06-64261	21-604261	aluminiu	42W	alba 4000k	3300	600	600	9	1/6
06-64260	21-604260	aluminiu	42W	rece 6300k	3300	600	600	9	1/6
06-010/cald	21-6050000	alb	50W	cald 3000k	4000	600	600	9	1/6
06-010/alb	21-6050001	alb	50W	alba 4000k	4000	600	600	9	1/6
06-010/rece	21-605000	alb	50W	rece 6300k	4000	600	600	9	1/6
06-011/cald	21-6050600	aluminiu	50W	cald 3000k	4000	600	600	9	1/6
06-011/alb	21-605061	aluminiu	50W	alba 4000k	4000	600	600	9	1/6
06-011/rece	21-605060	aluminiu	50W	rece 6300k	4000	600	600	9	1/6

panel LED 120x30 - Slim line



- Corp de iluminat cu montaj incastat sau aparent
- Material : din aluminiu & PS
- Montaj : PT sau ST
- Putere : 42W - 50W
- Sistem de pornire inclus
- Tip LED: SMD
- Ra ≥ 80
- Unghi de lumina la 120°
- Ore de functionare ≥ 25.000h
- Tensiune de lucru : 240V 50/60Hz
- Grad de protectie: IP20

dablerom	COD		CULOARE	PUTERE (W)	LUMINA	LUMEN (lm)	DIMENSIUNI			PACK. (buc)	
	producator						L (mm)	W (mm)	h (mm)		
06-342000	21-12042000		alb	42W	calda	3000k	3300	1200	300	9	1/6
06-34201	21-1204201		alb	42W	alba	4000k	3300	1200	300	9	1/6
06-34200	21-1204200		alb	42W	rece	6300k	3300	1200	300	9	1/6
06-342600	21-12042600		aluminiu	42W	calda	3000k	3300	1200	300	9	1/6
06-34261	21-1204261		aluminiu	42W	alba	4000k	3300	1200	300	9	1/6
06-34260	21-1204260		aluminiu	42W	rece	6300k	3300	1200	300	9	1/6
06-015/cald	21-12050000		alb	50W	calda	3000k	4000	1200	300	9	1/6
06-015/alb	21-1205001		alb	50W	alba	4000k	4000	1200	300	9	1/6
06-015/rece	21-1205000		alb	50W	rece	6300k	4000	1200	300	9	1/6
06-016/cald	21-12050600		aluminiu	50W	calda	3000k	4000	1200	300	9	1/6
06-016/alb	21-1205061		aluminiu	50W	alba	4000k	4000	1200	300	9	1/6
06-016/rece	21-1205060		aluminiu	50W	rece	6300k	4000	1200	300	9	1/6

accesorii panel LED



06-014



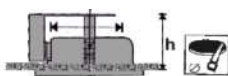
06-019



06-020

dablerom	COD		DENUMIRE	PACK. (buc)
	producator			
06-014	21-60601		rama din aluminiu alba 600x600x43mm (pentru slim line)	1/16
06-019	9-451		set 4 tije cu cablu de alimentare	1/100
06-020	9-452		set 4 cleme de prindere in rigips	1/250

downlight LED incastrat - Slim Line



6W-12W-18W-25W

LED

- Corp de iluminat cu montaj incastrat
- Material :
 - carcasa din aluminiu
 - reflector din aluminiu
 - dispersor mat din P.C.
- Putere maxima - 6W / 12W / 18W / 25W
- Sistem de pornire inclus
- Tip LED: SMD
- Unghi de lumina la 120°
- Ore de functionare ≥ 25.000h
- Tensiune de lucru : 100-240V 50/60Hz
- Grad de protectie: IP40 / IP20



COD		CULOARE	PUTERE (W)	LUMINA	LUMEN (lm)	DIMENSIUNI			PACK. (buc)	
dablerom	producator					D (mm)	h (mm)	Ø (mm)		
21-061000	21-061000	alb	6W	calda	3000k	350	120	20	105	1/30
21-06101	21-06101	alb	6W	alba	4000k	350	120	20	105	1/30
21-06100	21-06100	alb	6W	rece	6300k	350	120	20	105	1/30
21-0616600	21-0616600	satinat	6W	calda	3000k	350	120	20	105	1/30
21-061661	21-061661	satinat	6W	alba	4000k	350	120	20	105	1/30
21-061660	21-061660	satinat	6W	rece	6300k	350	120	20	105	1/30
06-121000	21-0121000	alb	12W	calda	3000k	850	170	20	150	1/26
06-1210	21-012101	alb	12W	alba	4000k	850	170	20	150	1/26
06-12100	21-012100	alb	12W	rece	6300k	850	170	20	150	1/26
06-121600	21-01216600	satinat	12W	calda	3000k	850	170	20	150	1/26
06-1216	21-0121661	satinat	12W	alba	4000k	850	170	20	150	1/26
06-12160	21-0121660	satinat	12W	rece	6300k	850	170	20	150	1/26
06-181000	21-0181000	alb	18W	calda	3000k	1300	220	20	202	1/10
06-1810	21-018101	alb	18W	alba	4000k	1300	220	20	202	1/10
06-18100	21-018100	alb	18W	rece	6300k	1300	220	20	202	1/10
06-181600	21-01816600	satinat	18W	calda	3000k	1300	220	20	202	1/10
06-1816	21-0181661	satinat	18W	alba	4000k	1300	220	20	202	1/10
06-18160	21-0181660	satinat	18W	rece	6300k	1300	220	20	202	1/10
06-251000	21-0251000	alb	25W	calda	3000k	1850	300	20	278	1/14
06-2510	21-025101	alb	25W	alba	4000k	1850	300	20	278	1/14
06-25100	21-025100	alb	25W	rece	6300k	1850	300	20	278	1/14
06-251600	21-02516600	satinat	25W	calda	3000k	1850	300	20	278	1/14
06-2516	21-0251661	satinat	25W	alba	4000k	1850	300	20	278	1/14
06-25160	21-0251660	satinat	25W	rece	6300k	1850	300	20	278	1/14

accesorii pentru downlight cu LED incastrat



COD		DENUMIRE	PACK. (buc)
dablerom	producator		
21-0129	21-0129	sistem de pornire dimabil pentru corpuri 6W & 12W LED	1/100
21-0259	21-0259	sistem de pornire dimabil pentru corpuri 18W & 25W LED	1/100


downlight LED incastrat - Slim Line



12W-18W-25W



- Corp de iluminat cu montaj incastrat
- Material :
 - carcasa din aluminiu
 - reflector din aluminiu
 - dispersor mat din P.C.
- Putere maxima - 12W / 18W / 25W
- Sistem de pornire inclus
- Tip LED: SMD
- Unghi de lumina la 120°
- Ore de functionare ≥ 25.000h
- Tensiune de lucru : 240V 50/60Hz
- Grad de protectie: IP40 / IP20



COD		CULOARE	PUTERE (W)	LUMINA	LUMEN (lm)	DIMENSIUNI			PACK. (buc)	
dablerom	producator					D (mm)	h (mm)	Ø (mm)		
06-1220000	21-01220000	alb	12W	calda	3000k	850	170x170	20	155x155	1/26
06-12200	21-0122001	alb	12W	alba	4000k	850	170x170	20	155x155	1/26
06-122000	21-0122000	alb	12W	rece	6300k	850	170x170	20	155x155	1/26
06-1220600	21-012206600	satinat	12W	calda	3000k	850	170x170	20	155x155	1/26
06-12206	21-01220661	satinat	12W	alba	4000k	850	170x170	20	155x155	1/26
06-122060	12-0120660	satinat	12W	rece	6300k	850	170x170	20	155x155	1/26
06-1820000	21-01820000	alb	18W	calda	3000k	1300	220x220	20	205x205	1/10
06-18200	21-0182001	alb	18W	alba	4000k	1300	220x220	20	205x205	1/10
06-182000	21-0182000	alb	18W	rece	6300k	1300	220x220	20	205x205	1/10
06-1820600	21-018206600	satinat	18W	calda	3000k	1300	220x220	20	205x205	1/10
06-18206	21-01820661	satinat	18W	alba	4000k	1300	220x220	20	205x205	1/10
06-182060	21-01820660	satinat	18W	rece	6300k	1300	220x220	20	205x205	1/10
06-2520000	21-02520000	alb	25W	calda	3000k	1850	295x295	20	276x276	1/14
06-25200	21-0252001	alb	25W	alba	4000k	1850	295x295	20	276x276	1/14
06-252000	21-0252000	alb	25W	rece	6300k	1850	295x295	20	276x276	1/14
06-2520600	21-025206600	satinat	25W	calda	3000k	1850	295x295	20	276x276	1/14
06-25206	21-02520661	satinat	25W	alba	4000k	1850	295x295	20	276x276	1/14
06-252060	21-0252060	satinat	25W	rece	6300k	1850	295x295	20	276x276	1/14

accesorii pentru downlight cu LED incastrat




COD		DENUMIRE	PACK. (buc)
dablerom	producator		
21-0129	21-0129	sistem de pornire dimabil pentru corpuri 6W & 12W LED	1/100
21-0259	21-0259	sistem de pornire dimabil pentru corpuri 18W & 25W LED	1/100

downlight cu LED aparent - Slim Line



18W-25W
rotund

LED



- Corp de iluminat rotund cu montaj aparent
- Material : - carcasa din aluminiu
- dispersor mat din P.C.
- Putere : 18W - 25W
- Sistem de pornire inclus
- Tip LED: SMD
- Unghi de lumina la 120°
- Ore de functionare ≥ 25.000h
- Tensiune de lucru : 240V 50/60Hz
- Grad de protectie: IP40 / IP20

COD		CULOARE	PUTERE (W)	LUMINA	LUMEN (lm)	DIMENSIUNI			PACK. (buc)	
dablerom	producator					D (mm)	h (mm)	Ø (mm)		
06-1831000	21-01831000	alb	18W	calda	3000k	1300	220	35	-	1/10
06-18310	21-0183101	alb	18W	alba	4000k	1300	220	35	-	1/10
06-183100	21-0183100	alb	18W	rece	6300k	1300	220	35	-	1/10
06-1831600	21-01831600	argintiu	18W	calda	3000k	1300	220	35	-	1/10
06-18316	21-0183161	argintiu	18W	alba	4000k	1300	220	35	-	1/10
06-183160	21-0183160	argintiu	18W	rece	6300k	1300	220	35	-	1/10
06-2531000	21-02531000	alb	25W	calda	3000k	1850	300	35	-	1/10
06-25310	21-0253101	alb	25W	alba	4000k	1850	300	35	-	1/10
06-253100	21-0253100	alb	25W	rece	6300k	1850	300	35	-	1/10
06-2531600	21-02531600	argintiu	25W	calda	3000k	1850	300	35	-	1/10
06-25316	21-0253161	argintiu	25W	alba	4000k	1850	300	35	-	1/10
06-253160	21-0253160	argintiu	25W	rece	6300k	1850	300	35	-	1/10

accesorii pentru downlight cu LED



Dimmable

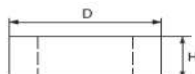
COD		DENUMIRE	PACK. (buc)
dablerom	producator		
21-0259	21-0259	sistem de pornire dimabil pentru corpuri 18W & 25W LED	1/100

plafoniera cu LED



21W

LED



- Corp de iluminat cu montaj aparent
- Material : dispersor mat din P.C.
- Putere maxima : 21W
- Sistem de pornire inclus
- Tip LED: SMD
- Unghi de lumina la 120°
- Ore de functionare ≥ 25.000h
- Tensiune de lucru : 240V 50/60Hz
- Grad de protectie: IP40 / IP20

COD		CULOARE	PUTERE (W)	LUMINA	LUMEN (lm)	DIMENSIUNI			PACK. (buc)	
dablerom	producator					D (mm)	h (mm)	Ø (mm)		
06-09521	21-095211	alb	21W	alba	4000k	1700	300	80	-	1/4

downlight cu LED aparent - Slim Line



18W-25W
patrat

- Corp de iluminat patrat cu montaj aparent
- Material :
 - carcasa din aluminiu
 - dispersor mat din P.C.
- Putere : 18W - 25W
- Sistem de pornire inclus
- Tip LED: SMD
- Unghi de lumina la 120°
- Ore de functionare ≥ 25.000h
- Tensiune de lucru : 240V 50/60Hz
- Grad de protectie: IP40 / IP20

COD		CULOARE	PUTERE (W)	LUMINA	LUMEN (lm)	DIMENSIUNI			PACK. (buc)	
dablerom	producator					D (mm)	h (mm)	Ø (mm)		
06-18320000	21-018320000	alb	18W	calda	3000k	1300	220x220	35	-	1/10
06-183200	21-01832001	alb	18W	alba	4000k	1300	220x220	35	-	1/10
06-1832000	21-01832000	alb	18W	rece	6300k	1300	220x220	35	-	1/10
06-18320600	21-018320600	argintiu	18W	calda	3000k	1300	220x220	35	-	1/10
06-183206	21-01832061	argintiu	18W	alba	4000k	1300	220x220	35	-	1/10
06-1832060	21-01832060	argintiu	18W	rece	6300k	1300	220x220	35	-	1/10
06-25320000	21-025320000	alb	25W	calda	3000k	1850	300x300	35	-	1/10
06-253200	21-02532001	alb	25W	alba	4000k	1850	300x300	35	-	1/10
06-2532000	21-02532000	alb	25W	rece	6300k	1850	300x300	35	-	1/10
06-25320600	21-025320600	argintiu	25W	calda	3000k	1850	300x300	35	-	1/10
06-253206	21-02532061	argintiu	25W	alba	4000k	1850	300x300	35	-	1/10
06-2532060	21-02532060	argintiu	25W	rece	6300k	1850	300x300	35	-	1/10

accesorii pentru downlight cu LED



COD		DENUMIRE	PACK. (buc)
dablerom	producator		
21-0259	21-0259	sistem de pornire dimabil pentru corpuri 18W & 25W LED	1/100

downlight 2xE27 incastrat



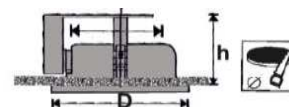
(WL-8068)



- Corp de iluminat cu montaj incastrat
- Material :
 - carcasa din otel
 - reflector din aluminiu
 - dispersor din sticla
 - dulie din portelan (2xE27)
- Putere maxima - 2x20W bec. economice CFL
- 2x10W bec. cu LED
- Tensiune de lucru : 0-230V 50/60Hz
- Grad de protectie: IP40 / IP20



satinat



MODEL	COD		CULOARE	DULIE	PUTERE MAXIMA		DIMENSIUNI			PACK. (buc)
	dablerom	producator			economic	led	D (mm)	h (mm)	Ø (mm)	
WL-8068	00-001/satinat	3-732766	satinat	2xE27	2x20W	2x10W	230	90	210	1/10

downlight 2xE27 aparent



WL-8116



- Corp de iluminat cu montaj aparent
- Material :
 - carcasa din otel
 - reflector din aluminiu
 - dispersor din sticla
 - dulie din portelan (2xE27)
- Putere maxima - 2x20W bec. economice CFL
- 2x10W bec. cu LED
- Tensiune de lucru : 0-230V 50/60Hz
- Grad de protectie: IP40 / IP20

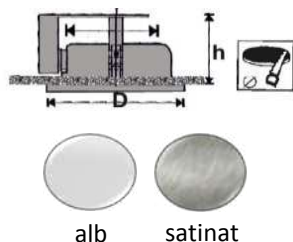


alb satinat



MODEL	COD		CULOARE	DULIE	PUTERE MAXIMA		DIMENSIUNI			PACK. (buc)
	dablerom	producator			economic	led	D (mm)	H (mm)	Ø (mm)	
WL-8116	00-0720	3-72270	alb	2xE27	2x20W	2x10W	270	60	-	1/8
WL-8116	00-0726	3-722766	satinat	2xE27	2x20W	2x10W	270	60	-	1/8

downlight HQI incastrat



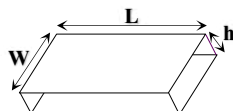
- Corp de iluminat cu montaj incastrat
- Material :
 - carcasa din aluminiu
 - reflector din aluminiu
 - dispersor din sticla
 - dulie Rx7S
- Putere maxima - 70W / 150W bec. HQI
- Tensiune de lucru : 220-240V 50/60Hz
- Necesita sistem de pornire HQI
- Grad de protectie: IP40 / IP20

MODEL	COD		CULOARE	DULIE	PUTERE MAXIMA	DIMENSIUNI			PACK. (buc)
	dablerom	producator				D (mm)	h (mm)	Ø (mm)	
WL-6095	00-138	3-21700	alb	Rx7S	70W	160	80	150	1/20
WL-8095	00-032/alb	3-211500	alb	Rx7S	150W	230	110	210	1/10
WL-8095	00-032/satinat	3-2115066	satinat	Rx7S	150W	230	110	210	1/10

sisteme de pornire HQI



00-151



- Sisteme de pornire electromagnetice pt. bec HQI
- Material : carcasa din otel
- Tensiune de lucru : 220-240V 50/60Hz
- Grad de protectie: IP20

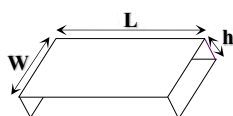
COD	PUTERE	DIMENSIUNI			PACK. (buc)
		L (mm)	W (mm)	h (mm)	
00-151	150W	200	130	70	1/6



00-150/035
00-150/070



00-150/150



- Sisteme de pornire electronice pt. bec HQI
- Material :
 - carcasa din plastic
- Protectie Ia:
 - supratensiune
 - supraincarare
 - supraincalzire
- Distanța maxima de bec : 3m
- Temperatura de lucru: -10C°...+50C°
- Tensiune de lucru : 220-240V 50/60Hz
- Grad de protectie: IP20

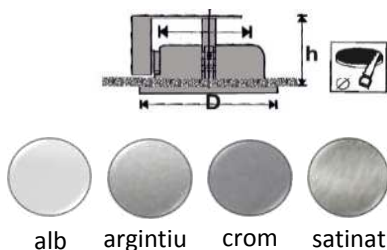


COD	PUTERE	λ (cosφ)	DIMENSIUNI			PACK. (buc)
			L (mm)	W (mm)	h (mm)	
00-150/035	35W	0.98	113	75	30	1/50
00-150/070	70W	0.98	113	75	30	1/50
00-150/150	150W	0.98	160	90	38	1/20

downlight PLC incastrat



(WL-8068)



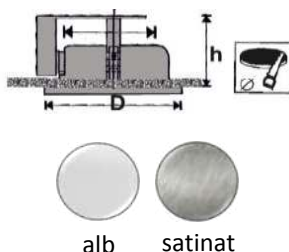
- Corp de iluminat cu montaj incastrat
- Material :
 - carcasa din otel
 - reflector din aluminiu
 - dispersor din sticla
 - duliie G24 2&4 pin
- Putere maxima - 2x18/26/32/42W bec. PLC
- Tensiune de lucru : 220-240V 50/60Hz
- Necesita sistem de pornire PLC
- Grad de protectie: IP40 / IP20



MODEL	COD		CULOARE	DULIE	PUTERE MAXIMA	DIMENSIUNI			PACK. (buc)
	dablerom	producator				D (mm)	h (mm)	Ø (mm)	
WL-8068	00-029	3-7326004	alb	G24 2&4pin	2x18/26/32/42W	230	90	210	1/10
WL-8068	00-030	3-7326684	argintiu	G24 2&4pin	2x18/26/32/42W	230	90	210	1/10
WL-8068	00-028	3-7326664	crom	G24 2&4pin	2x18/26/32/42W	230	90	210	1/10
WL-8068	00-031	3-73266604	satinat	G24 2&4pin	2x18/26/32/42W	230	90	210	1/10




(WL-8095)



- Corp de iluminat cu montaj incastrat
- Material :
 - carcasa din aluminiu
 - reflector din aluminiu
 - dispersor din sticla
 - duliie G24 2&4 pin
- Putere maxima - 2x13/18/26/32/42W bec. PLC
- Tensiune de lucru : 220-240V 50/60Hz
- Necesita sistem de pornire PLC
- Grad de protectie: IP40 / IP20

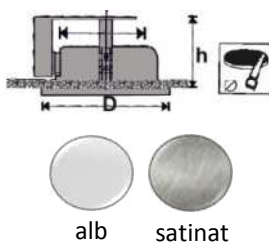


MODEL	COD		CULOARE	DULIE	PUTERE MAXIMA	DIMENSIUNI			PACK. (buc)
	dablerom	producator				D (mm)	h (mm)	Ø (mm)	
WL-8095	00-040	3-752604	alb	G24 2&4pin	2x18/26/32/42W	230	110	210	1/10
WL-8095	00-044	3-7526664	satinat	G24 2&4pin	2x18/26/32/42W	230	110	210	1/10



(WL-1313)

(WL-2020)

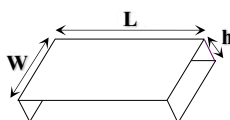


- Corp de iluminat cu montaj incastrat
- Material :
 - carcasa din aluminiu
 - reflector din aluminiu
 - dispersor din sticla
 - duliie G24 2&4 pin
- Putere - 1x13W bec. PLC
- Putere - 2x13/18/26/32/42W bec. PLC
- Tensiune de lucru : 220-240V 50/60Hz
- Necesita sistem de pornire PLC



MODEL	COD		CULOARE	DULIE	PUTERE MAXIMA	DIMENSIUNI			PACK. (buc)
	dablerom	producator				D (mm)	h (mm)	Ø (mm)	
WL-1313	00-011/alb	3-71130	alb	G24 2pin	1x13W	130x130	100	112x112	1/20
WL-2020	00-012	3-7702604	alb	G24 2&4pin	2x18/26/32/42W	200x200	100	165x165	1/12
WL-2020	00-014	3-77026664	satinat	G24 2&4pin	2x18/26/32/42W	200x200	100	165x165	1/12

sisteme de pornire PLC



- Sisteme de pornire **electromagnetice** pt. bec PLC
- Material : carcasa din otel
- Tensiune de lucru : 220-240V 50/60Hz
- Grad de protectie: IP20

COD		PUTERE	CONDENSATOR	DIMENSIUNI			PACK. (buc)
dablerom	producator			L (mm)	W (mm)	h (mm)	
00-092	3-5026	2x26W	-	178	93	37	1/10
00-093	3-51130	2x13W	9mf	157	93	37	1/10
00-094	3-51180	2x18W	9mf	157	93	37	1/10
00-095	3-51260	2x26W	9mf	178	93	37	1/10

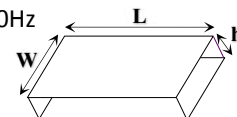


00-096/13
00-096/18

00-096/26

00-096/32
00-096/42

- Sisteme de pornire **electronice** pt. bec PLC 4pin
- Material : carcasa din plastic
- Functioneaza cu 1 sau 2 becuri
- Protectie la:
 - supratensiune / supraincarare
 - scoaterea becului
 - montarea becului invers
- Temperatura de lucru: -10C°...+50C°
- Tensiune de lucru : 220-240V 50/60Hz



COD		PUTERE	λ (cos ϕ)	DIMENSIUNI			PACK. (buc)
dablerom	producator			L (mm)	W (mm)	h (mm)	
00-096/13	3-50131	2x13W (7 iesiri)	0.95	104	68	30	1/100
00-096/18	3-50181	2x18W (6 iesiri)	0.95	104	68	30	1/5/50
00-096/26	3-50261	2x26W (8 iesiri)	0.97	104	68	30	1/5/50
00-096/32	3-50321	2x32W (8 iesiri)	0.98	104	68	30	1/5/40
00-096/42	3-50421	2x42W (8 iesiri)	0.98	104	68	30	1/5/40

downlight PLC aparent cu sistem de pornire



WL-8116



- Corp de iluminat cu montaj aparent
- Material :
 - carcasa din otel
 - reflector din aluminiu
 - dispersor din sticla
 - dulie G24 2pini
- Putere - 2x26W bec. PLC
- Tensiune de lucru : 220-240V 50/60Hz
- Sistem de pornire PLC inclus

MODEL	COD		CULOARE	DULIE	PUTERE MAXIMA	DIMENSIUNI			PACK. (buc)
	dablerom	producator				D (mm)	h (mm)	ϕ (mm)	
WL-8116	00-075	3-72266	crom	G24 2pin	2x26W	270	60	-	1/8
WL-8116	00-076	3-722666	satinat	G24 2pin	2x26W	270	60	-	1/8

corp de iluminat incastrat pt. bec AR111



AL-F11



AL-F12



AL-F13



WL-F14



- Corp de iluminat cu montaj incastrat
- Reglabil
- Material : Aluminiu / plastic
- Dulie : G53
- Putere maxima: 1,2,3 x 100W / 4x50W
- Grad de protectie: IP20



MODEL	COD		CULOARE	DULIE	PUTERE MAXIMA	DIMENSIUNI			PACK. (buc)
	dablerom	producator				D (mm)	h (mm)	Ø (mm)	
AL-F11	00-171	3-12116	argintiu	G53	1x100W	190x190	140	160x160	1/8
AL-F12	00-172	3-12216	argintiu	G53	2x100W	375x190	140	320x160	1/4
AL-F13	00-173	3-12316	argintiu	G53	3x100W	505x190	140	470x160	1/4
WL-F14	00-174	3-12426	argintiu	G53	4x50W	650x190	140	620x160	1/4



WL-67011



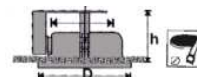
WL-67012



WL-67013



- Corp de iluminat cu montaj incastrat
- Reglabil
- Material : Aluminiu
- Dulie : G53
- Putere maxima : 1,2,3 x 100W
- Grad de protectie: IP20



MODEL	COD		CULOARE	DULIE	PUTERE MAXIMA	DIMENSIUNI			PACK. (buc)
	dablerom	producator				D (mm)	h (mm)	Ø (mm)	
WL-67011	00-170/1	3-6701166	aluminiu	G53	1x100W	180x180	25	150x150	1/20
WL-67012	00-170/2	3-6701266	aluminiu	G53	2x100W	340x180	25	310x150	1/10
WL-67013	00-170/3	3-6701366	aluminiu	G53	3x100W	495x195	25	465x150	1/10

corp de iluminat cu LED CREE



00-493 ST fix cu sticla



00-486 ST reglabil la 80°



00-495 ST fix cu sticla



00-495 PT fix cu sticla

COD	CULOARE	PUTERE (W)	LUMINA	LUMEN (lm)	DIMENSIUNI			PACK. (buc)
					D (mm)	h (mm)	Ø (mm)	
00-493/cald	21-713360000	9W	calda	270	87	60	73	1/20
00-493/rece	21-71336000	9W	rece	300	87	60	73	1/20
00-486/cald	21-76330600	18W	calda	540	180	110	155	1/12
00-486/rece	21-7633060	18W	rece	600	180	110	155	1/12
00-495/cald	21-716360000	18W	calda	540	170	115	150	1/12
00-495/rece	21-71636000	18W	rece	600	170	115	150	1/12
00-497/cald	21-7163606600	18W	calda	540	170	80	-	1/12
00-497/rece	21-716360660	18W	rece	600	170	80	-	1/12

spoturi pentru bec MR11 & GU10 (Ø35mm)

(WL-144)



fix
incastrat
aluminiu



MODEL	COD		CULOARE	DIMENSIUNI		PACK. (buc)
	dablerom	producator		D (mm)	Ø (mm)	
WL-144	00-325	21-14466	satinat	61	45	2/20
WL-144	00-327	21-14471	auriu antic	61	45	2/20
WL-144	00-328	21-14477	cupru	61	45	2/20

(WL-112)



reglabil
incastrat
aluminiu



MODEL	COD		CULOARE	DIMENSIUNI		PACK. (buc)
	dablerom	producator		D (mm)	Ø (mm)	
WL-112	00-338	21-11266	satinat	65	57	2/20
WL-112	00-339	21-1127	auriu mat	65	57	2/20
WL-112	00-342	21-1129	auriu	65	57	2/20
WL-112	00-344	21-73299	auriu perla	65	57	2/10

No 702



reglabil
incastrat
metalic



MODEL	COD		CULOARE	DIMENSIUNI		PACK. (buc)
	dablerom	producator		D (mm)	Ø (mm)	
702	00-313	21-7020	alb	80	60	2/10
702	00-314	21-7025	auriu	80	60	2/10
702	00-315	21-7026	crom	80	60	2/10
702	00-344	21-73299	gri perla	80	60	2/10

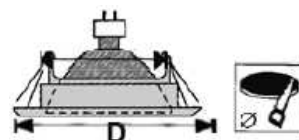
(WL-758)



reglabil
incastrat
aluminiu



MODEL	COD		CULOARE	DIMENSIUNI		PACK. (buc)
	dablerom	producator		D (mm)	Ø (mm)	
WL-758	00-349	21-7580	alb	61x61	56	2/10
WL-758	00-350	21-7586	crom	61x61	56	2/20
WL-758	00-351	21-75866	satinat	61x61	56	2/20



spoturi pentru bec MR16 & GU10 (Ø50mm)



(WL-121)

fix
incastrat
aluminiu



MODEL	COD		CULOARE	DIMENSIUNI		PACK. (buc)
	dablerom	producator		D (mm)	Ø (mm)	
WL-121	00-220	21-1210	alb	80	62	2/20
WL-121	00-222	21-1216	crom	80	62	2/20
WL-121	00-223	12-12166	satinat	80	62	2/20
WL-121	00-224	21-1217	auriu mat	80	62	2/20
WL-121	00-225	21-12171	auriu antic	80	62	2/20
WL-121	00-226	21-12177	cupru	80	62	2/20
WL-121	00-228	21-1219	auriu	80	62	2/20

(WL-101)



reglabil
incastrat
aluminiu



MODEL	COD		CULOARE	DIMENSIUNI		PACK. (buc)
	dablerom	producator		D (mm)	Ø (mm)	
WL-101	00-268	21-1010	alb	84	75	2/20
WL-101	00-275	21-10169	gri	84	75	2/20
WL-101	00-270	21-1016	crom	84	75	2/20
WL-101	00-271	21-10166	satinat	84	75	2/20
WL-101	00-273	21-10171	auriu antic	84	75	2/20

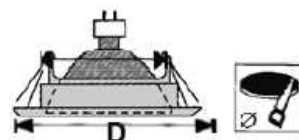
(WL-794)
IP-65



fix
incastrat
aluminiu
IP65



MODEL	COD		CULOARE	DIMENSIUNI		PACK. (buc)
	dablerom	producator		D (mm)	Ø (mm)	
WL-794	00-345/sat	21-79466	satinat	85	60	2/20



spoturi pentru bec MR16 & GU10 (Ø50mm)



(WL-159)

**fix
incastrat
aluminiu**



MODEL	COD		CULOARE	DIMENSIUNI		PACK. (buc)
	dablerom	producator		D (mm)	Ø (mm)	
WL-159	00-286/alb	21-1590	alb	74x74	60	2/20
WL-159	00-286/satinat	21-15966	satinat	74x74	60	2/20



(WL-158)

**reglabil
incastrat
aluminiu**



MODEL	COD		CULOARE	DIMENSIUNI		PACK. (buc)
	dablerom	producator		D (mm)	Ø (mm)	
WL-158	00-287	21-1580	alb	82x82	72	2/20
WL-158	00-289	21-15866	satinat	82x82	72	2/20



00-169/1



00-169/2

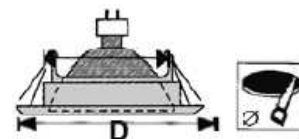
**reglabil
incastrat
aluminiu**



MODEL	COD		DENUMIRE	DIMENSIUNI		PACK. (buc)
	dablerom	producator		D (mm)	Ø (mm)	
4701	00-169/1	3-4701166	simplicu - h:25mm - aluminiu	92x92	82x82	1/50
4701	00-169/2	3-4701266	dublu - h:25mm - aluminiu	174x92	162x82	1/20



alb gri crom auriu satinat auriu antic auriu mat cupru



spoturi pentru bec R50 / R63 / R80



**fix
incastrat
aluminiu**

MODEL	COD		DENUMIRE	DIMENSIUNI		PACK. (buc)
	dablerom	producator		h (mm)	Ø (mm)	
R50	39-11076	110/76	alb - R50 - dulia E14	100	56	1/40
R50	39-11079	110/79	satinat - R50 - dulia E14	100	56	1/40
R63	39-11082	110/82	alb - R63 - dulia E27	118	65	1/30
R63	39-11084	110/84	satinat - R63 - dulia E27	118	65	1/30
R80	39-11085	110/85	alb - R80 - dulia E27	120	86	1/27
R80	39-11087	110/87	satinat - R80 - dulia E27	120	86	1/27

spoturi pentru bec bulb



(WL-135)

fix
incastrat
aluminiu



MODEL	COD		CULOARE	DIMENSIUNI		PACK. (buc)
	dablerom	producator		D (mm)	Ø (mm)	
WL-135	00-354/crom	21-1356	crom	34	26	2/20
WL-135	00-354/satinat	21-13566	satinat	34	26	2/20
WL-135	00-354/mat	21-1357	auriu mat	34	26	2/20
WL-135	00-354/cupru	21-13577	cupru	34	26	2/10



(WL-803)

(WL-815)

fix
incastrat
cristal & aluminiu



MODEL	COD		CULOARE	DIMENSIUNI		PACK. (buc)
	dablerom	producator		D (mm)	Ø (mm)	
WL-803	00-430	21-80316	cristal & crom	70x70	53	1/50
WL-815	00-431	21-81516	cristal & crom	70	53	1/50



(WL-276)

fix
incastrat
metalic



MODEL	COD		CULOARE	DIMENSIUNI		PACK. (buc)
	dablerom	producator		D (mm)	Ø (mm)	
WL-276	00-400	21-2760	alb	73x73	65	2/10
WL-276	00-401	21-2766	crom	73x73	65	2/10
WL-276	00-403	21-27671	auriu antic	73x73	65	2/10
WL-276	00-404	21-2769	auriu	73x73	65	2/10

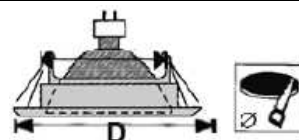


(WL-277)

fix
incastrat
metalic



MODEL	COD		CULOARE	DIMENSIUNI		PACK. (buc)
	dablerom	producator		D (mm)	Ø (mm)	
WL-277	00-405	21-2770	alb	73x73	65	2/10
WL-277	00-406	21-2776	crom	73x73	65	2/10
WL-277	00-407	21-27766	satinat	73x73	65	2/10
WL-277	00-409	21-2779	auriu	73x73	65	2/10



spoturi pentru mobila



**fix
incastrat
metalic**

No 117



**fix
aparent
metalic**

No 119



MODEL	COD		CULOARE	DIMENSIUNI			PACK. (buc)
	dablerom	producator		D (mm)	h (mm)	Ø (mm)	
117	00-383	21-011766	satinat	70	22	60	2/10
119	00-391	21-119668	satinat	70	24	-	2/10



**fix
incastrat
INOX**

3053



**fix
aparent
plastic**

3753



**fix
aparent
INOX**

3753

230V



LED GX 53

MODEL	COD		CULOARE	DIMENSIUNI			PACK. (buc)
	dablerom	producator		D (mm)	h (mm)	Ø (mm)	
3053	00-218	21-305366	satinat	93	27	85	1/50
3753	00-204	21-37536	argintiu	99	15	-	1/100
30530	00-219	21-3053066	satinat	163x167	50	-	1/40



**fix
incastrat
24 SMD LED
2W 230V**

20028




**fix
aparent
24 SMD LED
2W 230V**

1196

**230V
LED**

MODEL	COD		DENUMIRE	DIMENSIUNI			PACK. (buc)
	dablerom	producator		D (mm)	h (mm)	Ø (mm)	
20028	00-378/satinat	21-20028666	lumina calda 140 lumen - satinat	67	20	50	2/10/100
20028	00-379/satinat	21-2002866	lumina rece 150 lumen - satinat	67	20	50	2/10/100
1196	00-363/satinat	21-11966900	lumina calda 140 lumen - satinat	70	24	-	2/10/100



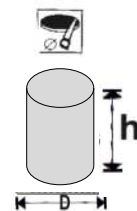
spoturi cu led



LED



- Spoturi incastrate "LED"
- Material :
 - corp din aluminiu
 - dispersor din sticla
 - doza din plastic
- Necesita rama
- Unghi de lumina la 45°
- Ore de functionare ≥ 25.000h
- Tensiune de lucru : **230V**
- Grad de protectie: IP54



MODEL	COD dablerom	CULOARE	PUTERE (W)	LUMINA	LED (nr.)	MONTAJ	DIMENSIUNI			PACK. (buc)
							D (mm)	h (mm)	Ø (mm)	
95016	00-366/cald	satinat	0.4W	calda	6	incastrat	30	53	31	1/40
95016	00-366/rece	satinat	0.4W	rece	6	incastrat	30	53	31	1/40
9501	00-367/cald	satinat	1W	calda	1	incastrat	30	90	31	1/40


rame rotunde pentru corp. 95016 & 9501

MODEL	COD dablerom	CULOARE	DIMENSIUNI	PACK. (buc)
			D (mm)	
rotund	00-376/alb	alb	40	1/40
rotund	00-376/gri	gri	40	1/40
rotund	00-376/inox	INOX 316	40	1/40
rotund	00-376/ruginiu	ruginiu	40	1/40

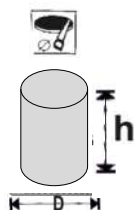


rame patrate pentru corp. 95016 & 9501

MODEL	COD dablerom	CULOARE	DIMENSIUNI	PACK. (buc)
			D (mm)	
patrat	00-377/alb	alb	40x40	1/40
patrat	00-377/gri	gri	40x40	1/40
patrat	00-377/inox	INOX 316	40x40	1/40
patrat	00-377/satinat	satinat	40x40	1/40
patrat	00-377/antic	auriu antic	40x40	1/40
patrat	00-377/rustic	auriu rustic	40x40	1/40
patrat	00-377/ruginiu	ruginiu	40x40	1/40

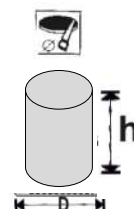


spoturi cu led IP54



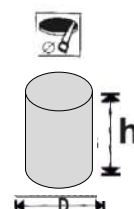
- Spoturi incastrate "LED"
- Material :
 - corp din aluminiu
 - dispersor din sticla
 - doza din plastic
- Unghi de lumina la 15°
- Ore de functionare ≥ 25.000h
- Tensiune de lucru : **12V**
- Grad de protectie: IP54

MODEL	COD dablerom	CULOARE	PUTERE (W)	LUMINA	LED (nr.)	MONTAJ	DIMENSIUNI			PACK. (buc)
							D (mm)	h (mm)	Ø (mm)	
9544	00-307/cald	satinat	0.2W	calda	1	incastrat	16	35	12	1/20
9544	00-307/rece	satinat	0.2W	rece	1	incastrat	16	35	12	1/20
9544	00-307/albastru	satinat	0.2W	albastra	1	incastrat	16	35	12	1/20
9544	00-307/portocaliu	satinat	0.2W	portocalie	1	incastrat	16	35	12	1/20
9544	00-308/cald	auriu antic	0.2W	calda	1	incastrat	16	35	12	1/20



- Spoturi incastrate "LED"
- Material :
 - corp din aluminiu
 - dispersor din sticla
 - doza din plastic
- Unghi de lumina la 40°
- Ore de functionare ≥ 25.000h
- Tensiune de lucru : **12V**
- Grad de protectie: IP54

MODEL	COD dablerom	CULOARE	PUTERE (W)	LUMINA	LED (nr.)	MONTAJ	DIMENSIUNI			PACK. (buc)
							D (mm)	h (mm)	Ø (mm)	
9542	00-305/cald	satinat	0.6W	calda	1	incastrat	25	32	20	1/20
9542	00-305/rece	satinat	0.6W	rece	1	incastrat	25	32	20	1/20
9542	00-305/albastru	satinat	0.6W	albastra	1	incastrat	25	32	20	1/20



- Spoturi incastrate "LED"
- Material :
 - corp din aluminiu
 - dispersor din sticla
 - doza din plastic
- Unghi de lumina la 40°
- Ore de functionare ≥ 25.000h
- Tensiune de lucru : **230V**
- Grad de protectie: IP54

MODEL	COD dablerom	CULOARE	PUTERE (W)	LUMINA	LED (nr.)	MONTAJ	DIMENSIUNI			PACK. (buc)
							D (mm)	h (mm)	Ø (mm)	
9541	00-306/cald	satinat	0.6W	calda	1	incastrat	27	47	18.5	1/20
9541	00-306/rece	satinat	0.6W	rece	1	incastrat	27	47	18.5	1/20
9541	00-306/albastru	satinat	0.6W	albastra	1	incastrat	27	47	18.5	1/20



corpuri de iluminat "ST" cu led IP54



No 9621



LED



- Corpuri incastrate "LED"
- Material :aluminiu
- Doza din plastic D:65x65mm h:75mm
- Necesita rama
- Ore de functionare ≥ 25.000h
- Tensiune de lucru : **230V**
- Grad de protectie: IP54

MODEL	COD dablerom	TIP	PUTERE (W)	LUMINA	LED (nr.)	MONTAJ	DIMENSIUNI			PACK. (buc)
							D (mm)	L (mm)	h (mm)	
9621	00-9621/cald	patrat	0.6W	calda	9	incastrat	61	61	48	1/40
9621	00-9621/rece	patrat	0.6W	rece	9	incastrat	61	61	48	1/40
9621	00-9621/albastru	patrat	0.6W	albastra	9	incastrat	61	61	48	1/40

rame pentru corp. 9621

MODEL	COD dablerom	CULOARE	DENUMIRE	PACK. (buc)
patrat	00-967/alb	alb	fara grilaj	1/40
patrat	00-967/inox	INOX	fara grilaj	1/40
patrat	00-966/alb	alb	cu grilaj	1/40
patrat	00-966/inox	INOX	cu grilaj	1/40



No 9601



LED



- Corpuri incastrate "LED"
- Material :aluminiu
- Doza din plastic D:100x36mm h:77mm
- Necesita rama
- Ore de functionare ≥ 25.000h
- Tensiune de lucru : **230V**
- Grad de protectie: IP54

MODEL	COD dablerom	TIP	PUTERE (W)	LUMINA	LED (nr.)	MONTAJ	DIMENSIUNI			PACK. (buc)
							D (mm)	L (mm)	h (mm)	
9601	00-9601/cald	dreptunghiular	0.8W	calda	12	incastrat	96	32	52	1/40
9601	00-9601/rece	dreptunghiular	0.8W	rece	12	incastrat	96	32	52	1/40
9601	00-9601/albastru	dreptunghiular	0.8W	albastra	12	incastrat	96	32	52	1/40

rame pentru corp. 9601

MODEL	COD dablerom	CULOARE	DENUMIRE	PACK. (buc)
dreptungh.	00-969/alb	alb	fara grilaj	1/40
dreptungh.	00-969/inox	INOX	fara grilaj	1/40
dreptungh.	00-968/alb	alb	cu grilaj	1/40
dreptungh.	00-968/inox	INOX	cu grilaj	1/40



corpuri de iluminat "ST" cu led IP54



LED

12Led No 9801



- Corpuri incastrate "LED"
- Material :aluminu
- Doza din plastic
- Necesita rama
- Ore de functionare $\geq 25.000h$
- Tensiune de lucru : **230V**
- Grad de protectie: IP54

MODEL	COD dablerom	TIP	PUTERE (W)	LUMINA	LED (nr.)	MONTAJ	DIMENSIUNI			PACK. (buc)
							L (mm)	W (mm)	h (mm)	
9801	00-9801/cald	dreptunghiular	0.7W	calda	12	incastrat	145	45	51	1/10
9801	00-9801/rece	dreptunghiular	0.7W	rece	12	incastrat	145	45	51	1/10
9801	00-9801/albastru	dreptunghiular	0.7W	albastra	12	incastrat	145	45	51	1/10

rame pentru corp. 9801

MODEL	COD dablerom	CULOARE	PACK. (buc)
dreptungh.	00-970/alb	alb	1/10
dreptungh.	00-970/gri	gri	1/10
dreptungh.	00-970/antic	auriu antic	1/10
dreptungh.	00-970/rustic	auriu rustic	1/10
dreptungh.	00-970/ruginiu	ruginiu	1/10



12Led No 9802

LED




- Corpuri incastrate "LED"
- Material :aluminu
- Doza din plastic
- Necesita rama
- Ore de functionare $\geq 25.000h$
- Tensiune de lucru : **230V**
- Grad de protectie: IP54

MODEL	COD dablerom	TIP	PUTERE (W)	LUMINA	LED (nr.)	MONTAJ	DIMENSIUNI			PACK. (buc)
							L (mm)	W (mm)	h (mm)	
9802	00-9811/cald	dreptunghiular	0.7W	calda	12	incastrat	145	45	51	1/10
9802	00-9811/rece	dreptunghiular	0.7W	rece	12	incastrat	145	45	51	1/10
9802	00-9811/albastru	dreptunghiular	0.7W	albastra	12	incastrat	145	45	51	1/10

rame pentru corp. 9601

MODEL	COD dablerom	CULOARE	DENUMIRE	PACK. (buc)
dreptungh.	00-971/alb	alb		1/10
dreptungh.	00-971/gri	gri		1/10
dreptungh.	00-971/satinat	satinat		1/10
dreptungh.	00-971/antic	auriu antic		1/10
dreptungh.	00-971/rustic	auriu rustic		1/10



corpuri de iluminat "ST" cu led IP54



No 5295



LED



- Corpuri incastrate "LED"
- Material :aluminiu
- Doza din plastic
- Necesita rama
- Ore de functionare $\geq 25.000h$
- Tensiune de lucru : **230V**
- Grad de protectie: IP54

MODEL	COD dablerom	TIP	PUTERE (W)	LUMINA	LED (nr.)	MONTAJ	DIMENSIUNI			PACK. (buc)
							L (mm)	W (mm)	h (mm)	
5295	00-948/cald	dreptunghiular	1W	calda	16	incastrat	162	100	72	1/18
5295	00-948/rece	dreptunghiular	1W	rece	16	incastrat	162	100	72	1/18

rame pentru corp. 5295

MODEL	COD dablerom	CULOARE	PACK. (buc)
dreptungh.	00-948/alb	alb	1/50
dreptungh.	00-948/gri	gri	1/50



No 5296

LED



- Corpuri incastrate "LED"
- Material :aluminiu
- Doza din plastic
- Necesita rama
- Ore de functionare $\geq 25.000h$
- Tensiune de lucru : **230V**
- Grad de protectie: IP54

MODEL	COD dablerom	TIP	PUTERE (W)	LUMINA	LED (nr.)	MONTAJ	DIMENSIUNI			PACK. (buc)
							L (mm)	W (mm)	h (mm)	
5296	00-949/cald	dreptunghiular	1W	calda	15	incastrat	100	162	72	1/18
5296	00-949/rece	dreptunghiular	1W	rece	15	incastrat	100	162	72	1/18

rame pentru corp. 5296

MODEL	COD dablerom	CULOARE	DENUMIRE	PACK. (buc)
dreptungh.	00-949/alb	alb		1/50
dreptungh.	00-949/gri	gri		1/50
dreptungh.	00-949/satinat	satinat		1/50



alb

gri

satinat

corpuri de iluminat "PT" cu led pentru piscina IP68



LED

21532

- Corpuri aparente "LED"
- Pentru piscina
- Material : plastic
- UV-REZISTENT
- Ore de functionare $\geq 25.000h$
- Tensiune de lucru : 12V
- Grad de protectie: IP68

MODEL	COD dablerom	CULOARE	PUTERE (W)	LUMINA	LED (nr.)	LUMEN (lm)	MONTAJ	DIMENSIUNI		PACK. (buc)
								D (mm)	h (mm)	
21532	3-215325	alb	16W	rece	252	800	aparent	280	70	1/10
21532	00-957/rece	alb	22W	rece	252	1400	aparent	280	70	1/10

corpuri de iluminat "ST" pentru pardoseala IP65



90422

- Corpuri incastrate "LED"
- Pentru pardoseala
- Lumina in ambele sensuri
- Material : INOX
- Dulie : - GU10 pentru 00-990/gu10
- GU 5.3 pentru 00-990/mr16
- Grad de protectie: IP65

MODEL	COD dablerom	DULIE	DENUMIRE	MONTAJ	DIMENSIUNI			PACK. (buc)
					D (mm)	h (mm)	\varnothing (mm)	
90422	00-990/gu10	GU10	lumina in ambele sensuri	incastreat	88	110	70	1/18
90422	00-990/mr16	GU5.3	lumina in ambele sensuri	incastreat	88	110	70	1/18

corpuri de iluminat "ST" cu led pentru pardoseala IP65



1307



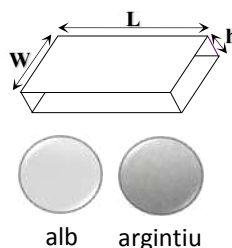
91089

LED

- Corpuri incastrate "LED"
- Pentru pardoseala
- Material : stainless steel 316
- Ore de functionare $\geq 25.000h$
- Tensiune de lucru : 230V
- Grad de protectie: IP65

MODEL	COD dablerom	CULOARE	PUTERE (W)	LUMINA	LED (nr.)	MONTAJ	DIMENSIUNI			PACK. (buc)
							D (mm)	h (mm)	\varnothing (mm)	
1307	00-979	aluminiu	1W	rece	18	incastreat	180	120	135	1/8
1307	00-980	aluminiu	1W	rosie	18	incastreat	180	120	135	1/8
1307	00-981	aluminiu	1W	albastra	18	incastreat	180	120	135	1/8
91089	00-974/90/cald	aluminiu	3W	cald	90	incastreat	180	100	135	1/8
91089	00-974/90/rece	aluminiu	3W	rece	90	incastreat	180	100	135	1/8
91089	00-975/90	aluminiu	2W	albastra	90	incastreat	180	100	135	1/8

corpuri de iluminat interconectabile cu tub T5

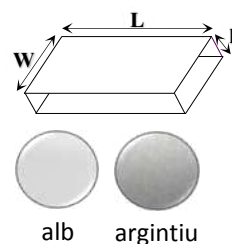


- Corp cu montaj aparent
- Material din plastic
- Tub T5 inclus
- Interconectabile
- Cu intrerupator
- Tensiune de lucru : **230V**
- Grad de protectie: IP20

COD dablerom	CULOARE	PUTERE (W)	LUMINA	DIMENSIUNI			PACK. (buc)
				L (mm)	W (mm)	h (mm)	
19-011	alb	8W	rece 6400k	345	22	44	1/26
19-013	alb	21W	rece 6400k	910	22	44	1/20
19-017	argintiu	21W	rece 6400k	910	22	44	1/20



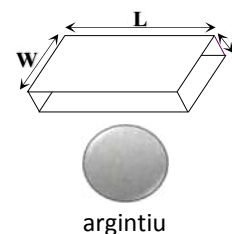
PLAT



- Corp cu montaj aparent
- Material din plastic
- Tub T5 inclus
- Interconectabile
- Cu intrerupator
- Tensiune de lucru : **230V**
- Grad de protectie: IP20

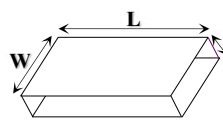
COD dablerom	CULOARE	PUTERE (W)	LUMINA	DIMENSIUNI			PACK. (buc)
				L (mm)	W (mm)	h (mm)	
19-020	alb	8W	alba 4200k	340	70	20	1/20
19-022	argintiu	8W	alba 4200k	340	70	20	1/20

corpuri de iluminat mobile cu tub T5



- Corp cu montaj aparent
- Material din aluminiu
- Tub T5 inclus
- Mobil
- Cu intrerupator
- Tensiune de lucru : **230V**
- Grad de protectie: IP20

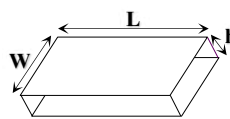
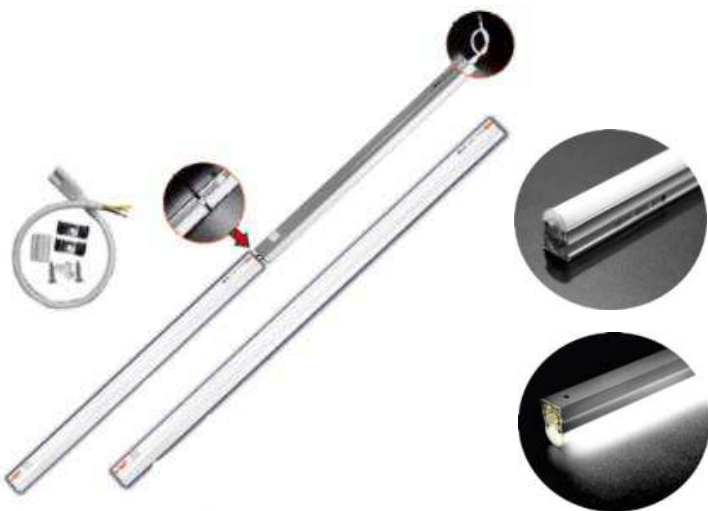
COD dablerom	CULOARE	PUTERE (W)	LUMINA	DIMENSIUNI			PACK. (buc)
				L (mm)	W (mm)	h (mm)	
19-029	argintiu	13W	rece 6400k	575	84	28	1/12
19-030	argintiu	21W	rece 6400k	910	84	28	1/12



- Corp "LED" cu montaj aparent
- Material din policarbonat
- Cu intrerupator
- Interconectabile
- Include clips de fixare pe perete
- Tensiune de lucru : **230V**
- Grad de protectie: IP20

4W(20SMD) - 8W(40SMD) - 12W(60SMD) - 16W(82SMD)

COD dablerom	CULOARE	PUTERE (W)	LUMINA	LUMEN (lm)	DIMENSIUNI			PACK. (buc)
					L (mm)	W (mm)	h (mm)	
3-904601	alb	4W	alba 4000k	340	300	22	34	6/24
3-908601	alb	8W	alba 4000k	620	600	22	34	6/24
3-912601	alb	12W	alba 4000k	1000	900	22	34	6/24
3-916601	alb	16W	alba 4000k	1240	1200	22	34	6/24



- Corp "LED" cu montaj aparent
- Material din aluminiu
- Cu intrerupator
- Interconectabile
- Include clips de fixare pe perete
- Include banda dubla adeziva
- Tensiune de lucru : **230V**
- Grad de protectie: IP20

7W(64SMD) - 11W(100SMD) - 14W(130SMD)

COD dablerom	CULOARE	PUTERE (W)	LUMINA	LUMEN (lm)	DIMENSIUNI			PACK. (buc)
					L (mm)	W (mm)	h (mm)	
19-0161	aluminu	7W	alba 4000k	600	600	22	34	6/24
19-0171	aluminu	11W	alba 4000k	900	900	22	34	6/24
19-0181	aluminu	14W	alba 4000k	1200	1200	22	34	6/24

corpuri de iluminat pt. tuburi T8 cu led (tip FIA)

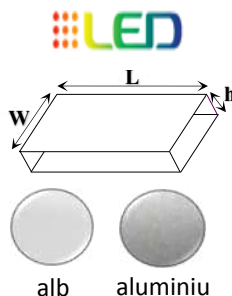
alimentare tuburi la un singur capat



- Corp cu montaj aparent (tip FIA)
- Pentru tuburi T8 LED
- Material: - metal
 - clipsuri metalice inoxidabile
- Alimentare tuburi la un singur capat
- Grad de protectie: IP20

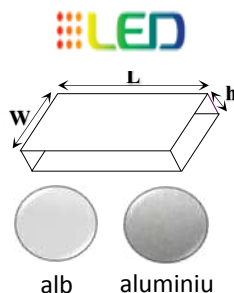
COD dablerom	CULOARE	DENUMIRE	DIMENSIUNI			PACK. (buc)
			L (mm)	W (mm)	h (mm)	
3-801060	alb	corp pt. tub. 1x60cm	630	29	52	1/12
3-802060	alb	corp pt. tub. 2x60cm	630	74	43	1/12
3-801120	alb	corp pt. tub. 1x120cm	1236	29	52	1/12
3-802120	alb	corp pt. tub. 2x120cm	1236	74	43	1/12
3-801150	alb	corp pt. tub. 1x150cm	1536	29	52	1/12
3-802150	alb	corp pt. tub. 2x150cm	1536	74	43	1/12

corpuri de iluminat cu led



- Corp "LED" cu montaj aparent
- Interconectabile fara intrerupator
- Material: -baza:aluminium
 - dispersor: policarbonat
- Include clips de fixare pe perete
- Tensiune de lucru : **230V**
- Grad de protectie: IP20


COD dablerom	CULOARE	PUTERE (W)	LUMINA	LUMEN (lm)	DIMENSIUNI			PACK. (buc)
					L (mm)	W (mm)	h (mm)	
3-918001	alb	18W	alba 4000k	1400	600	76	26	1/15
3-936001	alb	36W	alba 4000k	2800	1200	76	26	1/15
3-918061	aluminium	18W	alba 4000k	1400	600	76	26	1/15
3-936061	aluminium	36W	alba 4000k	2800	1200	76	26	1/15



- Corp "LED" cu montaj aparent
- Cu intrerupator
- Material: -baza:aluminium
 - dispersor: policarbonat
- Include clips de fixare pe perete
- Tensiune de lucru : **230V**
- Grad de protectie: IP20

COD dablerom	CULOARE	PUTERE (W)	LUMINA	LUMEN (lm)	DIMENSIUNI			PACK. (buc)
					L (mm)	W (mm)	h (mm)	
3-918101	alb	18W	alba 4000k	1400	615	76	26	1/15
3-936101	alb	36W	alba 4000k	2800	1215	76	26	1/15
3-918161	aluminium	18W	alba 4000k	1400	615	76	26	1/15
3-936161	aluminium	36W	alba 4000k	2800	1215	76	26	1/15

corpuri de iluminat pentru tuburi cu LED - IP65



- Corp "IP65" cu montaj aparent fara balast
- Material :
 - baza policarbonat
 - dispersor policarbonat
 - oglinda alba in

COD dablerom	CULOARE	DENUMIRE	DIMENSIUNI			PACK. (buc)
			L (mm)	W (mm)	h (mm)	
3-81060	gri	corp. pt. tub. 1x60cm	650	82	85	1/10
3-82060	gri	corp. pt. tub. 2x60cm	650	120	85	1/8
3-81120	gri	corp. pt. tub. 1x120cm	1270	82	85	1/6
3-82120	gri	corp. pt. tub. 2x120cm	1270	120	85	1/4
3-82150	gri	corp. pt. tub. 2x150cm	1510	120	85	1/4

corpuri de iluminat fluorescente T8 - IP65



- Corp "IP65" cu montaj aparent
- Material :
 - baza policarbonat
 - dispersor policarbonat
 - oglinda alba in interior
 - Clipsuri metalice inoxidabile
 - Balast electronic pentru tub T8

COD dablerom	CULOARE	PUTERE (W)	DIMENSIUNI			PACK. (buc)
			L (mm)	W (mm)	h (mm)	
19-220	gri	1x18W	650	82	85	1/10
19-223	gri	2x18W	650	120	85	1/8
19-221	gri	1x36W	1270	82	85	1/6
19-224	gri	2x36W	1270	120	85	1/4
19-222	gri	1x58W	1560	82	85	1/6
19-225	gri	2x58W	1560	120	85	1/4

corpuri de iluminat "CLOPOT"



- Corp cu montaj aparent
- Material din aluminiu
- Grad de protectie: IP20

COD dablerom	CULOARE	DENUMIRE	DIMENSIUNI		PACK. (buc)
			D (mm)	h (mm)	
55-010	aluminiu	clopot aluminiu "mic" Ø30 cu dulie E27	300	350	1
55-011/e27	aluminiu	clopot aluminiu "mare" Ø45 cu dulie E27	450	460	1
55-011/e40	aluminiu	clopot aluminiu "mare" Ø45 cu dulie E40	450	460	1

corpuri de iluminat cu led "UFO" IP65



UFO
5 ANI GARANTIE

LED
CHIP PHILIPS
IP-65

- Corp "LED" cu montaj aparent
- Material din aluminiu
- Cu chip PHILIPS
- Unghi de lumina la 60°
- Ore de functionare ≥ 25.000h
- Tensiune de lucru : **230V**
- Grad de protectie: IP65

COD dablerom	CULOARE	PUTERE (W)	LUMINA	LUMEN (lm)	DIMENSIUNI		PACK. (buc)
					D (mm)	h (mm)	
3-940801	antracit	80W	alba 4000k	11000	320	145	1
3-9401001	antracit	100W	alba 4000k	13500	320	145	1

accesorii pt. corp de iluminat

COD dablerom	DENUMIRE / CARACTERISTICI	PACK. (buc)
00-880	soclu din plastic alba cu filet - dulie E27 - pozitie dreapta	1/8
00-881	soclu din plastic alba cu filet - dulie E27 - pozitie oblica	1/8



COD dablerom	DENUMIRE / CARACTERISTICI	PACK. (buc)
00-885	glob din plastic antivandal - \varnothing :15cm -max.60W -alb laptos	1/60



COD dablerom	DENUMIRE / CARACTERISTICI	PACK. (buc)
31-12006	dulie E27 cu cablu 20cm si baza de prindere in tavan	1/60
21-000	dulie E27 cu cablu 100cm si baza de prindere in tavan	1/10



COD dablerom	DENUMIRE / CARACTERISTICI	PACK. (buc)
55-150	"farfurie" din aluminiu cu fixare pe dulie - \varnothing :230mm	1/5
55-151	"farfurie" din aluminiu cu fixare pe dulie - \varnothing :330mm	1/5



corpuri de iluminat emergenta cu led



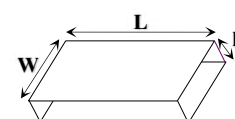
30 LED



60 LED



- Corp de iluminat emergenta
- Montaj aparent
- Material : Plastic
- Culoare : alb
- Cu intrerupator ON/OFF
- Cu buton TEST
- Cu LED indicator de incarcare
- Autonomie reglabila (min./max.)
- Luminozitate reglabila (High/Low)
- Functionare cu regim nepermanent
- Timp de incarcare : 24 de ore
- Tensiune de alimentare: **230VAC**
- Temperatura de lucru: -20C^o...+40C^o
- Grad de protectie: IP20



COD dablerom	LED (nr.)	AUTONOMIA (ore)	BATERIA	MONTAJ	DIMENSIUNI			PACK. (buc)
					L (mm)	W (mm)	h (mm)	
19-914/N	30	min.:7 ore / max.:10 ore	Li-ion 3.7V 2000mAh	aparent	230	73	31	1/10
19-916/N	60	min.:6 ore / max.:8 ore	Li-ion 3.7V 2000mAh	aparent	330	70	32	1/15

corpuri de iluminat "glob" IP43



- Corp "glob" cu montaj aparent
- Material : - glob acrilic (PMMA)
- dulie portelan E27
- Cablu de suspendare 1m
- Rezistenta la UV
- Grad de protectie: IP43

COD dablerom	COD producator	CULOARE		DIMENSIUNI Ø glob (mm)	PUTERE max. (W)	PACK. (buc)
		baza	glob			
37-020/L	00-00-690-GR-L	gri	alb laptos	200	40	1
37-020/T	00-00-690-GR-T	gri	transparent	200	40	1
37-020/F	00-00-690-GR-F	gri	fumuriu	200	40	1
37-021/L	00-00-690-BK-L	neagra	alb laptos	200	40	1
37-021/T	00-00-690-BK-T	neagra	transparent	200	40	1
37-021/F	00-00-690-BK-F	neagra	fumuriu	200	40	1
37-022/L	00-00-701-GR-L	gri	alb laptos	250	60	1
37-022/T	00-00-701-GR-T	gri	transparent	250	60	1
37-022/F	00-00-701-GR-F	gri	fumuriu	250	60	1
37-023/L	00-00-701-BK-L	neagra	alb laptos	250	60	1
37-023/T	00-00-701-BK-T	neagra	transparent	250	60	1
37-023/F	00-00-701-BK-F	neagra	fumuriu	250	60	1
37-024/L	00-00-696-GR-L	gri	alb laptos	300	75	1
37-024/T	00-00-696-GR-T	gri	transparent	300	75	1
37-024/F	00-00-696-GR-F	gri	fumuriu	300	75	1
37-025/L	00-00-696-BK-L	neagra	alb laptos	300	75	1
37-025/T	00-00-696-BK-T	neagra	transparent	300	75	1
37-025/F	00-00-696-BK-F	neagra	fumuriu	300	75	1
37-026/L	00-00-241-GR-L	gri	alb laptos	400	100	1
37-026/T	00-00-241-GR-T	gri	transparent	400	100	1
37-026/F	00-00-241-GR-F	gri	fumuriu	400	100	1
37-027/L	00-00-241-BK-L	neagra	alb laptos	400	100	1
37-027/T	00-00-241-BK-T	neagra	transparent	400	100	1
37-027/F	00-00-241-BK-F	neagra	fumuriu	400	100	1

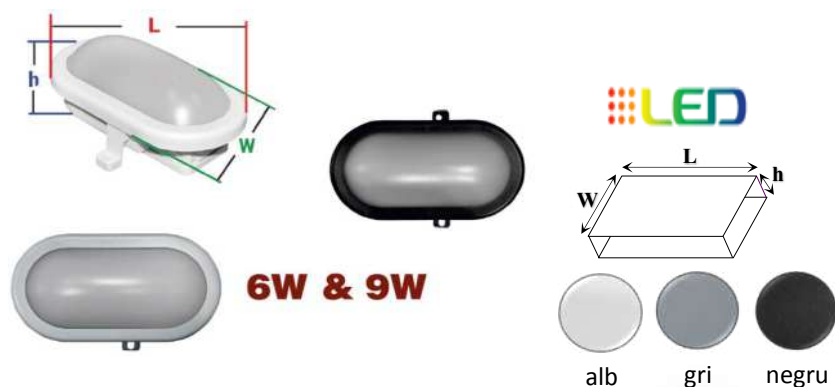
sticle ornamentale cu adaptor dulie E27



COD dablerom	MODEL	DULIE	CULOARE STICLA	DIMENSIUNI		PACK. (buc)
				D (mm)	L (mm)	
21-1650	DROP	E27	transparent	165	308	1/4
21-1658	DROP	E27	auriu	165	308	1/4
21-2000	BALL	E27	transparent	200	239	1/4
21-2008	BALL	E27	auriu	200	239	1/4
21-1150	TORPEDO	E27	transparent	115	355	1/4
21-1158	TORPEDO	E27	auriu	115	355	1/4
21-1600	BALOON	E27	transparent	160	348	1/4
21-1608	BALOON	E27	auriu	160	348	1/4



corpuri de iluminat cu LED IP44



- Corp de iluminat cu montaj aparent
- Material : dispersor mat din P.C.
- Putere maxima : 6W sau 9W
- Sistem de pornire inclus
- Tip LED: - 21LED SMD la 6W
- 18LED SMD la 9W
- Unghi de lumina la 120°
- Ore de functionare ≥ 25.000h
- Grad de protectie: IP44

230V

COD	TENSIUNE (V)	CULOARE	PUTERE (W)	LUMINA	LUMEN (lm)	DIMENSIUNI			PACK. (buc)	
						L (mm)	W (mm)	h (mm)		
21-000601	230V	alb	6W	alba	4000k	450	169	115	76	1/6/24
21-000661	230V	gri	6W	alba	4000k	450	169	115	76	1/6/24
21-000611	230V	negru	6W	alba	4000k	450	169	115	76	1/6/24
21-000901	230V	alb	9W	alba	4000k	650	169	115	76	1/6/24
21-000961	230V	gri	9W	alba	4000k	650	169	115	76	1/6/24
21-000911	230V	negru	9W	alba	4000k	650	169	115	76	1/6/24

12V-24VDC

21-0006201	12V-24VDC	alb	6W	alba	4000k	450	169	115	76	1/6/24
21-0006261	12V-24VDC	gri	6W	alba	4000k	450	169	115	76	1/6/24
21-0006211	12V-24VDC	negru	6W	alba	4000k	450	169	115	76	1/6/24

plafoniere cu LED IP44



- Corp de iluminat cu montaj aparent
- Material : dispersor mat din P.C.
- Putere : 10W sau 18W
- Sistem de pornire inclus
- Tip LED: - 25LED SMD la 10W
- 38LED SMD la 18W
- Unghi de lumina la 120°
- Ore de functionare ≥ 25.000h
- Grad de protectie: IP44

230V

COD	TENSIUNE (V)	CULOARE	PUTERE (W)	LUMINA	LUMEN (lm)	DIMENSIUNI			PACK. (buc)	
						D (mm)	h (mm)	Ø (mm)		
21-0051001	230V	alb	10W	alba	4000k	700	197	95	-	1/12
21-0051061	230V	gri	10W	alba	4000k	700	197	95	-	1/12
21-0051011	230V	negru	10W	alba	4000k	700	197	95	-	1/12
21-0051801	230V	alb	18W	alba	4000k	1400	197	95	-	1/12
21-0051861	230V	gri	18W	alba	4000k	1400	197	95	-	1/12
21-0051811	230V	negru	18W	alba	4000k	1400	197	95	-	1/12

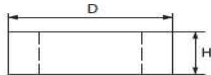

12V-24VDC

21-00510201	12V-24VDC	alb	10W	alba	4000k	700	197	95	-	1/12
21-00510261	12V-24VDC	gri	10W	alba	4000k	700	197	95	-	1/12

corpuri de iluminat cu led IP54



No 9732
5Led mini



- Corp de iluminat "9732" cu montaj aparent
- Material :
 - corp din aluminiu
 - dispersor din plastic
- Ore de functionare $\geq 25.000h$
- Tensiune de lucru : **230V**
- Grad de protectie: IP54

MODEL	COD dablerom	CULOARE	PUTERE (W)	LUMINA	LED (nr.)	MONTAJ	DIMENSIUNI			PACK. (buc)
							D (mm)	h (mm)		
9732	00-019/gri	gri	0.3W	rece	5	aparent	71	19		1/40
9732	00-019/satinat	satinat	0.3W	rece	5	aparent	71	19		1/40
9732	00-019/antic	auriu antic	0.3W	rece	5	aparent	71	19		1/40
9732	00-019/ruginiu	ruginiu	0.3W	rece	5	aparent	71	19		1/40



No 9734
9Led mini



- Corp de iluminat "9734" cu montaj aparent
- Material :
 - corp din aluminiu
 - dispersor din plastic
- Ore de functionare $\geq 25.000h$
- Tensiune de lucru : **230V**
- Grad de protectie: IP54

MODEL	COD dablerom	CULOARE	PUTERE (W)	LUMINA	LED (nr.)	MONTAJ	DIMENSIUNI			PACK. (buc)
							D (mm)	h (mm)		
9734	00-022/gri	gri	0.6W	rece	9	aparent	71x71	25		1/40
9734	00-022/antic	auriu antic	0.6W	rece	9	aparent	71x71	25		1/40
9734	00-022/ruginiu	ruginiu	0.6W	rece	9	aparent	71x71	25		1/40

No 9736
10Led mini



- Corp de iluminat "9736" cu montaj aparent
- Material :
 - corp din aluminiu
 - dispersor din plastic
- Ore de functionare $\geq 25.000h$
- Tensiune de lucru : **230V**
- Grad de protectie: IP54

MODEL	COD dablerom	CULOARE	PUTERE (W)	LUMINA	LED (nr.)	MONTAJ	DIMENSIUNI			PACK. (buc)
							L (mm)	W (mm)	h (mm)	
9736	00-024/gri	gri	0.6W	calda	10	aparent	121	51	25	1/40
9736	00-024/rustic	auriu rustic	0.6W	calda	10	aparent	121	51	25	1/40
9736	00-024/ruginiu	ruginiu	0.6W	calda	10	aparent	121	51	25	1/40
9736	00-025/gri	gri	0.6W	rece	10	aparent	121	51	25	1/40
9736	00-025/rustic	auriu antic	0.6W	rece	10	aparent	121	51	25	1/40
9736	00-025/ruginiu	ruginiu	0.6W	rece	10	aparent	121	51	25	1/40
9736	00-026/gri	gri	0.6W	albastra	10	aparent	121	51	25	1/40
9736	00-026/satinat	satinat	0.6W	albastra	10	aparent	121	51	25	1/40

corpuri de iluminat "PT / ST" IP65 & accesorii



- Corp. incastrate sau aparente
- Material :
 - corp din aluminiu
 - dispersor din sticla

- Grad de protectie: IP65



MODEL	COD dablerom	DULIE	CULOARE	DIMENSIUNI		PACK. (buc)
				L (mm)	Ø (mm)	
9041	00-983/g5.3	G5.3	negru	103	98	1/40
9041	00-984/g5.3	G5.3	gri	103	98	1/40
9042	00-982/gu10	GU10	alb	103	98	1/32
9042	00-983/gu10	GU10	negru	103	98	1/32
9042	00-984/gu10	GU10	gri	103	98	1/32
9042	00-985/gu10	GU10	satinat	103	98	1/32
9042	00-986/gu10	GU10	auriu rustic	103	98	1/32
9042	00-987/gu10	GU10	ruginiu	103	98	1/32
9042	00-988/gu10	GU10	verde	103	98	1/32

accesorii pentru corpuri 9041 & 9042

COD dablerom	DENUMIRE
00-9891	doza neagra pentru a transorma corpuri in ST - L:130mm Ø:83mm

COD dablerom	DENUMIRE
00-989	tarus negru - L:170mm


COD dablerom	DENUMIRE
00-982/1	grilaj alb
00-983/1	grilaj negru
00-984/1	grilaj gri
00-985/1	grilaj satinat
00-986/1	grilaj auriu rustic
00-987/1	grilaj ruginiu
00-988/1	grilaj verde

COD dablerom	DENUMIRE
00-982/2	guler alb
00-983/2	guler negru
00-984/2	guler gri
00-985/2	guler satinat
00-986/2	guler auriu rustic
00-987/2	guler ruginiu
00-988/2	guler verde

CULORI DISPONIBILE:



corpuri de iluminat "PT" IP54 pentru bec G9



- Corpuri de iluminat aparente
- Dulie: G9
- Material :
 - corp din aluminiu
 - dispersor din sticla

- Grad de protectie: IP54



MODEL	COD dablerom	DULIE	CULOARE	DIMENSIUNI		PACK. (buc)
				D (mm)	h (mm)	
9721	00-080/alb	G9	alb	150	60	1/30
9721	00-080/gri	G9	gri	150	60	1/30
9721	00-080/ruginiu	G9	ruginiu	150	60	1/30
9723	00-108/alb	G9	alb	150	60	1/30
9723	00-108/gri	G9	gri	150	60	1/30
9723	00-108/rustic	G9	auriu rustic	150	60	1/30
9723	00-108/ruginiu	G9	ruginiu	150	60	1/30
9722	00-103/alb	G9	alb	150	60	1/30
9722	00-103/gri	G9	gri	150	60	1/30
9722	00-103/rustic	G9	auriu rustic	150	60	1/30
9722	00-103/ruginiu	G9	ruginiu	150	60	1/30

corpuri de iluminat "PT" IP54 pentru bec GX53



- Corpuri de iluminat aparente
- Dulie : GX53
- Material :
 - corp din aluminiu
 - dispersor din sticla

- Grad de protectie: IP54



MODEL	COD dablerom	DULIE	CULOARE	DIMENSIUNI		PACK. (buc)
				D (mm)	h (mm)	
9724	00-081/alb	GX53	alb	150	60	1/30
9724	00-081/gri	GX53	gri	150	60	1/30
9724	00-081/rustic	GX53	auriu rustic	150	60	1/30
9724	00-081/ruginiu	GX53	ruginiu	150	60	1/30
9726	00-109/gri	GX53	gri	150	60	1/30
9726	00-109/rustic	GX53	auriu rustic	150	60	1/20
9726	00-109/ruginiu	GX53	ruginiu	150	60	1/20

corpuri de iluminat cu led IP54



No 7015 20Led



- Corp de iluminat "7015" cu montaj aparent
- Material :
 - corp din aluminiu
 - dispersor din plastic
- Lumina intr-un singur sens
- Unghi de lumina la 70°
- Ore de functionare ≥ 25.000h
- Tensiune de lucru : **230V**
- Grad de protectie: IP54

MODEL	COD dablerom	CULOARE	PUTERE (W)	LUMINA	LED (nr.)	MONTAJ	DIMENSIUNI			PACK. (buc)
							L (mm)	W (mm)	h (mm)	
7015	00-154/negru	negru	1.6W	calda	20	aparent	220	90	60	1/12
7015	00-154/gri	gri	1.6W	calda	20	aparent	220	90	60	1/12
7015	00-154/satinat	satinat	1.6W	calda	20	aparent	220	90	60	1/12
7015	00-154/rustic	auriu rustic	1.6W	calda	20	aparent	220	90	60	1/12
7015	00-154/ruginiu	ruginiu	1.6W	calda	20	aparent	220	90	60	1/12
7015	00-155/negru	negru	1.6W	rece	20	aparent	220	90	60	1/12
7015	00-155/gri	gri	1.6W	rece	20	aparent	220	90	60	1/12
7015	00-155/satinat	satinat	1.6W	rece	20	aparent	220	90	60	1/12
7015	00-155/rustic	auriu rustic	1.6W	rece	20	aparent	220	90	60	1/12
7015	00-155/ruginiu	ruginiu	1.6W	rece	20	aparent	220	90	60	1/12



No 7005 40Led



- Corp de iluminat "7005" cu montaj aparent
- Material :
 - corp din aluminiu
 - dispersor din plastic
- Lumina in ambele sensuri
- Unghi de lumina la 70°
- Ore de functionare ≥ 25.000h
- Tensiune de lucru : **230V**
- Grad de protectie: IP54

MODEL	COD dablerom	CULOARE	PUTERE (W)	LUMINA	LED (nr.)	MONTAJ	DIMENSIUNI			PACK. (buc)
							L (mm)	W (mm)	h (mm)	
7005	00-157/negru	negru	3.3W	calda	40	aparent	220	90	60	1/12
7005	00-157/gri	gri	3.3W	calda	40	aparent	220	90	60	1/12
7005	00-157/satinat	satinat	3.3W	calda	40	aparent	220	90	60	1/12
7005	00-157/ruginiu	ruginiu	3.3W	calda	40	aparent	220	90	60	1/12
7005	00-158/negru	negru	3.3W	rece	40	aparent	220	90	60	1/12
7005	00-158/gri	gri	3.3W	rece	40	aparent	220	90	60	1/12
7005	00-158/satinat	satinat	3.3W	rece	40	aparent	220	90	60	1/12
7005	00-158/rustic	auriu rustic	3.3W	rece	40	aparent	220	90	60	1/12
7005	00-158/ruginiu	ruginiu	3.3W	rece	40	aparent	220	90	60	1/12

corpuri de iluminat cu led IP54

LED




No 7059 24Led



- Corp de iluminat "7059" cu montaj aparent
- Material :
 - corp din aluminiu
 - dispersor din plastic
- Lumina intr-un singur sens
- Unghi de lumina la 110°
- Ore de functionare ≥ 25.000h
- Tensiune de lucru : **230V**
- Grad de protectie: IP54

MODEL	COD dablerom	CULOARE	PUTERE (W)	LUMINA	LED (nr.)	MONTAJ	DIMENSIUNI		
							L (mm)	W (mm)	h (mm)
7059	00-207/negru	negru	1.6W	rece	24	aparent	180	80	60
7059	00-207/gri	gri	1.6W	rece	24	aparent	180	80	60
7059	00-207/satinat	satinat	1.6W	rece	24	aparent	180	80	60
7059	00-207/rustic	auriu rustic	1.6W	rece	24	aparent	180	80	60
7059	00-207/ruginiu	ruginiu	1.6W	rece	24	aparent	180	80	60

LED



No 7005 40Led



- Corp de iluminat "7060" cu montaj aparent
- Material :
 - corp din aluminiu
 - dispersor din plastic
- Lumina in ambele sensuri
- Unghi de lumina la 110°
- Ore de functionare ≥ 25.000h
- Tensiune de lucru : **230V**
- Grad de protectie: IP54

MODEL	COD dablerom	CULOARE	PUTERE (W)	LUMINA	LED (nr.)	MONTAJ	DIMENSIUNI		
							L (mm)	W (mm)	h (mm)
7060	00-209/gri	gri	3.3W	calda	40	aparent	180	80	60
7060	00-209/satinat	satinat	3.3W	calda	40	aparent	180	80	60
7060	00-209/rustic	auriu rustic	3.3W	calda	40	aparent	180	80	60
7060	00-210/negru	negru	3.3W	rece	40	aparent	180	80	60
7060	00-210/gri	gri	3.3W	rece	40	aparent	180	80	60
7060	00-210/satinat	satinat	3.3W	rece	40	aparent	180	80	60
7060	00-210/rustic	auriu rustic	3.3W	rece	40	aparent	180	80	60
7060	00-210/ruginiu	ruginiu	3.3W	rece	40	aparent	180	80	60

LED



No 90950
10Led




- Corp de iluminat "90950" cu montaj aparent
- Material :
 - corp din aluminiu
 - dispersor din plastic
- Lumina intr-un singur sens
- Ore de functionare ≥ 25.000h
- Tensiune de lucru : **230V**
- Grad de protectie: IP54

MODEL	COD dablerom	CULOARE	PUTERE (W)	LUMINA	LED (nr.)	MONTAJ	DIMENSIUNI		
							L (mm)	W (mm)	h (mm)
90950	00-9410/gri	gri	2W	calda	10	aparent	90	60	38
90950	00-9410/ruginiu	ruginiu	2W	calda	10	aparent	90	60	38
90950	00-9420/gri	gri	2W	rece	10	aparent	90	60	38
90950	00-9420/ruginiu	ruginiu	2W	rece	10	aparent	90	60	38
9095	00-944/albastru	gri	1W	albastra	12	aparent	90	60	48

corpuri de iluminat "PT" IP54 cu dulie GU10



**No 1011
GU10**



- Corpuri de iluminat aparente
- Dulie: GU10
- Lumina intr-un singur sens
- Material :
 - corp din aluminiu
 - dispersor din sticla

- Grad de protectie: IP54



MODEL	COD dablerom	DULIE	CULOARE	DIMENSIUNI			PACK. (buc)
				L (mm)	Ø (mm)	h (mm)	
1011	00-950	GU10	alb	178	60	85	1/20
1011	00-951	GU10	negru	178	60	85	1/20
1011	00-952	GU10	gri	178	60	85	1/20
1011	00-953	GU10	satinat	178	60	85	1/20
1011	00-9547	GU10	auriu antic	178	60	85	1/20
1011	00-954	GU10	auriu rustic	178	60	85	1/20
1011	00-955	GU10	ruginiu	178	60	85	1/20



**No 1111
GU10**



- Corpuri de iluminat aparente
- Dulie: GU10
- Lumina intr-un singur sens
- Material :
 - corp din aluminiu
 - dispersor din sticla

- Grad de protectie: IP54



MODEL	COD dablerom	DULIE	CULOARE	DIMENSIUNI			PACK. (buc)
				L (mm)	Ø (mm)	h (mm)	
1111	00-950/1	GU10	alb	130	60	90	1/20
1111	00-951/1	GU10	negru	130	60	90	1/20
1111	00-952/1	GU10	gri	130	60	90	1/20
1111	00-953/1	GU10	satinat	130	60	90	1/20
1111	00-954/1	GU10	auriu rustic	130	60	90	1/20
1111	00-955/1	GU10	ruginiu	130	60	90	1/20



**No 1121
GU10**



- Corpuri de iluminat aparente
- Dulie: GU10
- Lumina in ambele sensuri
- Material :
 - corp din aluminiu
 - dispersor din sticla

- Grad de protectie: IP54



MODEL	COD dablerom	DULIE	CULOARE	DIMENSIUNI			PACK. (buc)
				L (mm)	Ø (mm)	h (mm)	
1121	00-950/2	2xGU10	alb	185	60	95	1/20
1121	00-951/2	2xGU10	negru	185	60	95	1/20
1121	00-952/2	2xGU10	gri	185	60	95	1/20
1121	00-953/2	2xGU10	satinat	185	60	95	1/20
1121	00-954/2	2xGU10	auriu rustic	185	60	95	1/20
1121	00-955/2	2xGU10	ruginiu	185	60	95	1/20

corpuri de iluminat "PT" IP44 cu dulie E27



**No 9044
E27**



- Corpuri de iluminat aparente
- Dulie: E27
- Lumina intr-un singur sens
- Material :
 - corp din aluminiu
 - dispersor din sticla

- Grad de protectie: IP44



MODEL	COD dablerom	DULIE	CULOARE	DIMENSIUNI			PACK. (buc)
				L (mm)	Ø (mm)	h (mm)	
9044	00-923	E27	gri	200	108	170	1/12
9044	00-9247	E27	auriu antic	200	108	170	1/12

**No 9047
E27**



- Corpuri de iluminat aparente
- Dulie: E27
- Lumina in ambele sensuri
- Material :
 - corp din aluminiu
 - dispersor din sticla

- Grad de protectie: IP44



MODEL	COD dablerom	DULIE	CULOARE	DIMENSIUNI			PACK. (buc)
				L (mm)	Ø (mm)	h (mm)	
9047	00-923/2	2xE27	gri	300	108	180	1/12
9047	00-9247/2	2xE27	auriu antic	300	108	180	1/12

corpuri de iluminat "PT" IP54 cu dulie GU10

**No 9161
GU10**



- Corpuri de iluminat aparente
- Dulie: GU10
- Lumina intr-un singur sens
- Material :
 - corp din aluminiu
 - dispersor din sticla

- Grad de protectie: IP54



MODEL	COD dablerom	DULIE	CULOARE	DIMENSIUNI			PACK. (buc)
				L (mm)	D (mm)	h (mm)	
9161	00-931/gri	GU10	gri	190	63	88	1/18
9161	00-931/rustic	GU10	auriu rustic	190	63	88	1/18
9161	00-931/ruginiu	GU10	ruginiu	190	63	88	1/18

**No 9061
GU10**



- Corpuri de iluminat aparente
- Dulie: GU10
- Lumina in ambele sensuri
- Material :
 - corp din aluminiu
 - dispersor din sticla

- Grad de protectie: IP54



MODEL	COD dablerom	DULIE	CULOARE	DIMENSIUNI			PACK. (buc)
				L (mm)	D (mm)	h (mm)	
9061	00-932/alb	2xGU10	alb	195	63	85	1/18
9061	00-932/negru	2xGU10	negru	195	63	85	1/18
9061	00-932/gri	2xGU10	gri	195	63	85	1/18
9061	00-932/ruginiu	2xGU10	ruginiu	195	63	85	1/18

corpuri de iluminat "PT" IP44 cu dulie E27

**No 7164
E27**



- Corpuri de iluminat aparente
- Dulie: E27
- Lumina in ambele sensuri
- Material :
 - corp din aluminiu
 - dispersor din sticla

- Grad de protectie: IP54



MODEL	COD dablerom	DULIE	CULOARE	DIMENSIUNI			PACK. (buc)
				L (mm)	D (mm)	h (mm)	
7164	00-934/gri	2xE27	gri	300	108	175	1/12
7164	00-934/ruginiu	2xE27	ruginiu	300	108	175	1/12


corpuri de iluminat "PT" IP44 cu dulie E27



- Aplica patrata "6219"
- Dulie: E27
- Material :
 - corp din aluminiu
 - dispersor din sticla
- Grad de protectie: IP44



MODEL	COD dablerom	DULIE	CULOARE	DIMENSIUNI			PACK. (buc)
				D1 (mm)	D2 (mm)	h (mm)	
6219	00-435/1	E27	negru	110	110	200	1/12
6219	00-4356/1	E27	gri	110	110	200	1/12



- Stalp patrata: - "7273"
- "7275-65"
- "7275-90"
- Dulie: E27
- Material :
 - corp din aluminiu
 - dispersor din sticla
- Grad de protectie: IP44



MODEL	COD dablerom	DULIE	CULOARE	DIMENSIUNI			PACK. (buc)
				D1 (mm)	D2 (mm)	h (mm)	
7273	00-435	E27	negru	150	150	220	1/8
7273	00-4356	E27	gri	150	150	220	1/8
7273	00-4358	E27	ruginiu	150	150	220	1/8
7275-65	00-435/65	E27	negru	150	150	650	1/2
7275-65	00-4356/65	E27	gri	150	150	650	1/2
7275-65	00-4358/65	E27	ruginiu	150	150	650	1/2
7275-90	00-435/90	E27	negru	150	150	900	1/2
7275-90	00-4356/90	E27	gri	150	150	900	1/2
7275-90	00-4358/90	E27	ruginiu	150	150	900	1/2

corpuri de iluminat "PT" IP44 cu dulie E27



- Aplica "9013" & "9113"
- Dulie: E27
- Material :
 - corp din aluminiu
 - dispersor din sticla
- Grad de protectie: IP44



MODEL	COD dablerom	DULIE	CULOARE	DIMENSIUNI			PACK. (buc)
				D (mm)	W (mm)	h (mm)	
9013	00-902	E27	alb	65	110	220	1/18
9013	00-903	E27	gri	65	110	220	1/18
9113	00-903/1	E27	gri	65	-	370	1/18



- Stalp :
 - "90144"
 - "90146"
- Dulie: E27
- Material :
 - corp din aluminiu
 - dispersor din sticla
- Grad de protectie: IP44



MODEL	COD dablerom	DULIE	CULOARE	DIMENSIUNI			PACK. (buc)
				D1 (mm)	D2 (mm)	h (mm)	
90144	00-902/45	E27	alb	65	120	450	1/6
90144	00-903/45	E27	gri	65	120	450	1/6
90146	00-902/65	E27	alb	65	120	650	1/6
90146	00-903/65	E27	gri	65	120	650	1/6

corpuri de iluminat "PT" IP44 cu dulie E27



- Aplica "9034" & "7111"
- Dulie: E27
- Material :
 - corp din aluminiu
 - dispersor din sticla
- Grad de protectie: IP44



MODEL	COD dablerom	DULIE	CULOARE	DIMENSIUNI			PACK. (buc)
				D (mm)	W (mm)	h (mm)	
9034	00-919	E27	gri	90	155	210	1/12
9034	00-9208	E27	ruginiu	90	155	210	1/12
7111	00-418	E27	gri	90	155	240	1/12
7111	00-4188	E27	ruginiu	90	155	240	1/12



- Stalp :
 - "9040"
 - "7114"
 - "7113"
- Dulie: E27
- Material :
 - corp din aluminiu
 - dispersor din sticla
- Grad de protectie: IP44



MODEL	COD dablerom	DULIE	CULOARE	DIMENSIUNI			PACK. (buc)
				D1 (mm)	D2 (mm)	h (mm)	
9040	00-919/65	E27	gri	90	140	650	1/6
9040	00-920/65	E27	satinat	90	140	650	1/6
7114	00-418/30	E27	gri	90	140	300	1/6
7114	00-4188/30	E27	ruginiu	90	140	300	1/8
7113	00-418/65	E27	gri	90	140	650	1/6
7113	00-4188/65	E27	ruginiu	90	140	650	1/4

corpuri de iluminat "PT" IP44 cu dulie E27



E27
No 7211 **h:22cm**



- Aplica "7211"
- Dulie: E27
- Material : - corp din aluminiu
 - dispersor din sticla
- Grad de protectie: IP44



MODEL	COD dablerom	DULIE	CULOARE	DIMENSIUNI			PACK. (buc)
				D (mm)	W (mm)	h (mm)	
7211	00-426/gri	E27	gri	70	122	220	1/18
7211	00-426/ruginiu	E27	ruginiu	70	122	220	1/18



E27
No 7213 **h:23cm**
 h:65cm



- Stalp : - "7213-23"
- "7213-65"
- Dulie: E27
- Material : - corp din aluminiu
 - dispersor din sticla
- Grad de protectie: IP44



MODEL	COD dablerom	DULIE	CULOARE	DIMENSIUNI			PACK. (buc)
				D1 (mm)	D2 (mm)	h (mm)	
7213-23	00-427/23	E27	gri	70	120	230	1/6
7213-23	00-4278/23	E27	ruginiu	70	120	230	1/6
7213-65	00-427/65	E27	gri	70	120	650	1/6
7213-65	00-4271/65	E27	auriu rustic	70	120	650	1/8

corpuri de iluminat "PT" IP44 cu dulie E27



E27
No 7234

h:22cm

- Aplica "7234"
- Dulie: E27
- Material : - corp din aluminiu
- dispersor din sticla

- Grad de protectie: IP44



MODEL	COD dablerom	DULIE	CULOARE	DIMENSIUNI			PACK. (buc)
				D (mm)	W (mm)	h (mm)	
7234	00-467/gri	E27	gri	110	122	220	1/12
7234	00-467/rustic	E27	auriu rustic	110	122	220	1/12
7234	00-467/ruginiu	E27	ruginiu	110	122	220	1/12



E27
No 7233

h:20cm



h:65cm
h:100cm



- Stalp : - "7233-20"
- "7233-65"
- "7233-100"

- Dulie: E27
- Material : - corp din aluminiu
- dispersor din sticla

- Grad de protectie: IP44



MODEL	COD dablerom	DULIE	CULOARE	DIMENSIUNI			PACK. (buc)
				D1 (mm)	D2 (mm)	h (mm)	
7233-20	00-468/20	E27	gri	110	110	200	1/8
7233-20	00-4688/20	E27	ruginiu	110	110	200	1/8
7233-65	00-468/65	E27	gri	110	110	650	1/6
7233-65	00-4681/65	E27	auriu rustic	110	110	650	1/4
7233-100	00-468/100	E27	gri	110	110	1000	1/4
7233-100	00-4681/100	E27	auriu rustic	110	110	1000	1/4

corpuri de iluminat "PT" IP54 cu dulie GU10

GU10
No 9106 h:14cm



- Aplica "9106" lumina indirecta
- Dulie: GU10
- Material : aluminiu
- Grad de protectie: IP54



MODEL	COD dablerom	DULIE	CULOARE	DIMENSIUNI			PACK. (buc)
				D (mm)	W (mm)	h (mm)	
9106	00-484	GU10	gri	65	110	140	1/18
9106	00-4841	GU10	auriu rustic	65	110	140	1/18
9106	00-4848	GU10	ruginiu	65	110	140	1/18



GU10
No 91072 h:20cm



GU10
No 91076 h:65cm



- Stalp : - "91072"
- "91076"
- Lumina indirecta
- Dulie: GU10
- Material : aluminiu
- Grad de protectie: IP54



MODEL	COD dablerom	DULIE	CULOARE	DIMENSIUNI			PACK. (buc)
				D1 (mm)	D2 (mm)	h (mm)	
91072	00-484/20	GU10	gri	65	120	200	1/18
91072	00-4841/20	GU10	auriu rustic	65	120	200	1/18
91072	00-4848/20	GU10	ruginiu	65	120	200	1/18
91076	00-484/65	GU10	gri	65	120	650	1/6
91076	00-4841/65	GU10	auriu rustic	65	120	650	1/6
91076	00-4848/65	GU10	ruginiu	65	120	650	1/6

corpuri de iluminat din INOX "PT" IP44 cu dulie E27



4-9300

aplica
cilindru



4-935

aplica
cilindru cu grilaj

- Aplica : -"cilindru"
- "cilindru cu grilaj"
- Dulie: E27
- Material : - corp din INOX
- dispersor din plastic
- Grad de protectie: IP44



MODEL	COD dablerom	DULIE	DENUMIRE	DIMENSIUNI			PACK. (buc)
				D (mm)	W (mm)	h (mm)	
4-9300	00-915/2	E27	aplica cilindru	75	160	380	1/12
4-935	00-916/1	E27	aplica cilindru cu grilaj	72	120	400	1/12



4-921 30cm
4-931 45cm
4-932 65cm
4-933 110cm

stalp
cilindru



4-926 30cm
4-936 45cm
4-937 65cm

stalp
cilindru cu grilaj



4-945 50cm

stalp
tip felinar

- Stalp : - "cilindru"
- "cilindru cu grilaj"
- "tip felinar"
- Dulie: E27
- Material : - corp din INOX
- dispersor din plastic
- Grad de protectie: IP44



MODEL	COD dablerom	DULIE	DENUMIRE	DIMENSIUNI			PACK. (buc)
				D1 (mm)	D2 (mm)	h (mm)	
4-921	00-915/30	E27	stalp cilindru h:30cm	75	130	300	1/12
4-931	00-915/45	E27	stalp cilindru h:45cm	75	130	450	1/12
4-932	00-915/65	E27	stalp cilindru h:65cm	75	130	650	1/12
4-933	00-915/100	E27	stalp cilindru h:100cm	75	130	1000	1/6
4-926	00-916/30	E27	stalp cilindru cu grilaj h:30cm	120	130	300	1/12
4-936	00-916/45	E27	stalp cilindru cu grilaj h:45cm	120	130	450	1/12
4-937	00-916/65	E27	stalp cilindru cu grilaj h:65cm	120	130	650	1/12
4-945	00-918/50	E27	stalp tip felinar h:50cm	75	130	500	1/4

globuri cu soclu - IP65



laptos



transparent



fumuriu

- Glob acrilic (PMMA) : - laptos
- transparent
- fumuriu
- Soclu cu dulie E27 din portelan
- Rezistenta la UV
- Grad de protectie: IP65



COD		DULIE	DENUMIRE	DIMENSIUNI		PACK. (buc)
dablerom	producator			Ø (mm)		
37-001	00-00-615	E27	laptos Ø:20cm max.40W	200		1/16
37-003	00-00-609	E27	laptos Ø:25cm max.40W	250		1/16
37-005	00-00-614	E27	laptos Ø:30cm max.40W	300		1/8
37-007	00-00-617	E27	laptos Ø:40cm max.40W	400		1/2
37-000/T	00-00-215	E27	transparent Ø:20cm max.40W	200		1/16
37-002/T	00-00-635	E27	transparent Ø:25cm max.40W	250		1/16
37-004/T	00-00-636	E27	transparent Ø:30cm max.40W	300		1/8
37-006/T	00-00-206	E27	transparent Ø:40cm max.40W	400		1/2
37-000/F	00-00-613	E27	fumuriu Ø:20cm max.40W	200		1/16
37-002/F	00-00-625	E27	fumuriu Ø:25cm max.40W	250		1/16
37-004/F	00-00-626	E27	fumuriu Ø:30cm max.40W	300		1/8
37-006/F	00-00-629	E27	fumuriu Ø:40cm max.40W	400		1/2

stalpi Ø60mm pentru globuri cu soclu



COD		MATERIAL	DENUMIRE	DIMENSIUNI		PACK. (buc)
dablerom	producator			Ø (mm)	L (mm)	
37-900/025	00-00-615	plastic	negru 0.25m lungimea	60	250	1
37-900/050	00-00-609	plastic	negru 0.50m lungimea	60	500	1
37-900/100	00-00-614	plastic	negru 1.00m lungimea	60	1000	1
37-900/150	00-00-617	plastic	negru 1.50m lungimea	60	1500	1
37-910/025	00-00-215	aluminiu	negru 0.25m lungimea	60	250	1
37-910/050	00-00-635	aluminiu	negru 0.50m lungimea	60	500	1
37-910/070	00-00-636	aluminiu	negru 0.70m lungimea	60	700	1
37-910/100	00-00-206	aluminiu	negru 1.00m lungimea	60	1000	1
37-910/150	00-00-206	aluminiu	negru 1.50m lungimea	60	1500	1
37-910/200	00-00-206	aluminiu	negru 2.00m lungimea	60	2000	1
37-910/250	00-00-206	aluminiu	negru 2.50m lungimea	60	2500	1

corpuri de iluminat PT IP65 cu dulie E27



- Aplica cu glob
- Material : - baza aluminiu
 - brat plastic
 - dulie portelan E27
- Rezistenta la UV
- Grad de protectie: IP65

COD		CULOARE		DIMENSIUNI		PUTERE	PACK.
dablerom	producator	baza	glob	Ø (mm)	L (mm)	max. (W)	(buc)
37-010/L	00-00-699-L	alba	alb laptos	200	330	40	1
37-010/T	00-00-699-T	alba	transparent	200	330	40	1
37-010/F	00-00-699-F	alba	fumuriu	200	330	40	1
37-011/L	00-00-218-L	neagra	alb laptos	200	330	40	1
37-011/T	00-00-218-T	neagra	transparent	200	330	40	1
37-011/F	00-00-218-F	neagra	fumuriu	200	330	40	1

37-012/L	00-00-703-L	alba	alb laptos	250	390	60	1
37-012/T	00-00-703-T	alba	transparent	250	390	60	1
37-012/F	00-00-703-F	alba	fumuriu	250	390	60	1
37-013/L	00-00-219-L	neagra	alb laptos	250	390	60	1
37-013/T	00-00-219-T	neagra	transparent	250	390	60	1
37-013/F	00-00-219-F	neagra	fumuriu	250	390	60	1

corpuri de iluminat pentru stalpi (baza Ø75mm)



- Corp de iluminat cu 2 sau 3 globuri
- Material : - baza aluminiu
- glob acrilic (PMMA)
- dulie portelan E27
- Baza cu Ø75mm
- Rezistenta la UV
- Grad de protectie: IP65

COD		CULOARE		DIMENSIUNI	PUTERE	PACK.
dablerom	producator	baza	glob	Ø glob (mm)	max. (W)	(buc)
37-800/L	00-00-444-L	neagra	alb laptos	2x250	2x60	1
37-800/T	00-00-444-T	neagra	transparent	2x250	2x60	1
37-800/F	00-00-444-F	neagra	fumuriu	2x250	2x60	1
37-801/L	00-00-454-L	neagra	alb laptos	2x300	2x75	1
37-801/T	00-00-454-T	neagra	transparent	2x300	2x75	1
37-801/F	00-00-454-F	neagra	fumuriu	2x300	2x75	1
37-802/L	00-00-445-L	neagra	alb laptos	3x250	3x60	1
37-802/T	00-00-445-T	neagra	transparent	3x250	3x60	1
37-802/F	00-00-445-F	neagra	fumuriu	3x250	3x60	1
37-803/L	00-00-450-L	neagra	alb laptos	3x300	3x75	1
37-803/T	00-00-450-T	neagra	transparent	3x300	3x75	1
37-803/F	00-00-450-F	neagra	fumuriu	3x300	3x75	1



- Corp de iluminat cu 2 sau 3 brate
- Material : - baza aluminiu
- sticla
- dulie portelan E27
- Baza cu Ø75mm
- Rezistenta la UV
- Grad de protectie: IP43

COD		CULOARE	nr. BRATE	PUTERE	PACK.
dablerom	producator			max. (W)	(buc)
37-805/2	00-00-446	negru	2	2x100	1
37-805/3	00-00-447	negru	3	3x100	1

stalpi din aluminiu ornamental (Ø75mm)



- Stalp ornamental
- Material : aluminiu
- Ø75mm
- Rezistenta la UV

COD		DENUMIRE	DIMENSIUNI		PACK.
dablerom	producator		Ø (mm)	L (mm)	(buc)
37-930/250	00-00-489BK	stalp negru ornamental L:2.5m	75	2500	1

corpuri de iluminat "varf"



- Corp de iluminat "varf"
- Material :
 - corp din aluminiu & metal
 - dispersor din plastic
 - dulie din porcelan
- Tensiune de lucru : **230V**
- Grad de protectie: IP65 / IP56

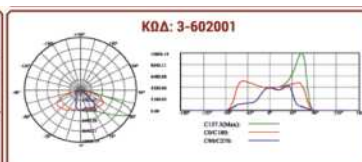
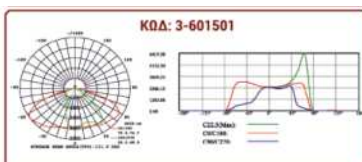
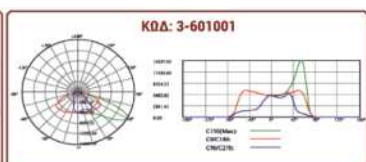
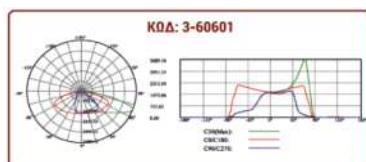
COD dablerom	DENUMIRE	DIMENSIUNI			PACK. (buc)
		D1 (mm)	D2 (mm)	h (mm)	
55-118	max. 160W - dulie E27	500	77	750	1
55-119	max. 160W - dulie E40	500	77	750	1
55-121	max. 125W mercur - dulie E27	500	77	750	1
55-123	max. 70W sodiu - dulie E27	500	77	750	1
55-124	max. 150W sodiu - dulie E40	500	77	750	1

corpuri de iluminat stradale cu LED



- Corp de iluminat stradale
- Material :
 - corp din aluminiu
 - suruburi din INOX
- Ore de functionare \geq 25.000h
- Tensiune de lucru : **230V**
- Grad de protectie: IP54

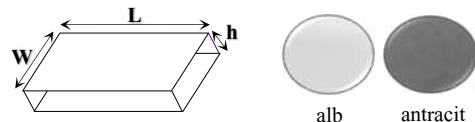
COD dablerom	PUTERE (W)	LED (nr.)	LUMINA	LUMEN (lm)	DIMENSIUNI			PACK. (buc)
					L (mm)	W (mm)	h (mm)	
3-830701	30	1	alba 4200k	2000	530	246	235	1
3-60601	60	59	alba 4000k	6500	380	156	87	1
3-601001	100	99	alba 4000k	11000	570	240	87	1
3-601501	150	153	alba 4000k	16000	684	240	87	1
3-602001	200	207	alba 4000k	21000	816	280	87	1



proiectoare cu SMD LED - IP65



- Proiector cu LED
- Material din aluminiu
- Tip LED: SMD
- Ore de functionare $\geq 25.000h$
- Unghi de lumina la 120°
- Tensiune de lucru : **230V**
- Grad de protectie: IP65



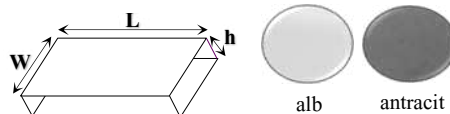
COD dablerom	CULOARE	PUTERE (W)	LUMINA	LUMEN (lm)	DIMENSIUNI L (mm) W (mm) h (mm)	PACK. (buc)
3-401000	alb	10W	calda	3100k	1050 90 75 35	1/30
3-401010	antracit	10W	calda	3100k	1050 90 75 35	1/30
3-401001	alb	10W	alba	4000k	1050 90 75 35	1/30
3-401011	antracit	10W	alba	4000k	1050 90 75 35	1/30
3-401000	alb	10W	rece	6400k	1050 90 75 35	1/30
3-401010	antracit	10W	rece	6400k	1050 90 75 35	1/30
3-402000	alb	20W	calda	3100k	1800 136 115 42	1/20
3-402010	antracit	20W	calda	3100k	1800 136 115 42	1/20
3-402001	alb	20W	alba	4000k	1800 136 115 42	1/20
3-402011	antracit	20W	alba	4000k	1800 136 115 42	1/20
3-402000	alb	20W	rece	6400k	1800 136 115 42	1/20
3-402010	antracit	20W	rece	6400k	1800 136 115 42	1/20
3-430000	alb	30W	calda	3100k	2800 185 155 50	1/12
3-430100	antracit	30W	calda	3100k	2800 185 155 50	1/12
3-430001	alb	30W	alba	4000k	2800 185 155 50	1/12
3-430011	antracit	30W	alba	4000k	2800 185 155 50	1/12
3-430000	alb	30W	rece	6400k	2800 185 155 50	1/12
3-430010	antracit	30W	rece	6400k	2800 185 155 50	1/12
3-450000	alb	50W	calda	3100k	4800 240 200 50	1/6
3-450100	antracit	50W	calda	3100k	4800 240 200 50	1/6
3-450001	alb	50W	alba	4000k	4800 240 200 50	1/6
3-450011	antracit	50W	alba	4000k	4800 240 200 50	1/6
3-450000	alb	50W	rece	6400k	4800 240 200 50	1/6
3-450010	antracit	50W	rece	6400k	4800 240 200 50	1/6
3-470100	antracit	70W	calda	3100k	7000 275 230 55	1/4
3-470101	antracit	70W	alba	4000k	7000 275 230 55	1/4
3-47010	antracit	70W	rece	6400k	7000 275 230 55	1/4
3-4100100	antracit	100W	calda	3100k	9500 315 260 65	1/4
3-4010011	antracit	100W	alba	4000k	9500 315 260 65	1/4
3-410010	antracit	100W	rece	6400k	9500 315 260 65	1/4
3-4130100	antracit	130W	calda	3100k	12700 285 360 110	1
3-415010	antracit	150W	rece	6400k	14500 425 325 160	1
3-420010	antracit	200W	rece	6300k	17000 455 320 175	1

proiectoare cu SMD LED SAMSUNG - IP65



LED
SAMSUNG
3 ANI GARANTIE

- Proiector cu LED **SAMSUNG**
- Material din aluminiu
- Tip LED: SMD
- Ra>80
- Ore de functionare ≥ 25.000h
- Unghi de lumina la 100°
- Tensiune de lucru : **230V**
- Grad de protectie: IP65

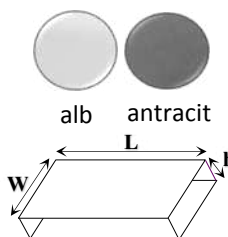


COD dablerom	CULOARE	PUTERE (W)	LUMINA	LUMEN (lm)	DIMENSIUNI			PACK. (buc)	
					L (mm)	W (mm)	h (mm)		
3-4151	alb	15W	alba	4100k	1400	115	99	88	1/20
3-41511	antracit	15W	alba	4100k	1400	115	99	88	1/20
3-4301	alb	30W	alba	4100k	3650	180	140	110	1/10
3-43011	antracit	30W	alba	4100k	3650	180	140	110	1/10
3-4501	alb	50W	alba	4100k	5900	225	185	130	1/4
3-45011	antracit	50W	alba	4100k	5900	225	185	130	1/4
3-47011	antracit	70W	alba	4100k	8600	285	235	140	1/4
3-410011	antracit	100W	alba	4100k	12000	285	360	110	1
3-413011	antracit	130W	alba	4100k	14700	285	360	110	1

proiectoare cu LED si cu senzor de miscare - IP65



LED



- Proiector cu LED si senzor
- Material din aluminiu
- Tip LED: SMD
- Ra>80
- Ore de functionare ≥ 25.000h
- Unghi de lumina la 100°
- Tensiune de lucru : **230V**
- Grad de protectie: IP65



COD dablerom	CULOARE	PUTERE (W)	LUMINA	TENSIUNE (V)	DIMENSIUNI			PACK. (buc)	
					L (mm)	W (mm)	h (mm)		
3-301001	alb	10W	alba	4100k	1050	87	190	40	1/15
3-301011	antracit	10W	alba	4100k	1050	87	190	40	1/15
3-302001	alb	20W	alba	4100k	2200	142	280	40	1/9
3-302011	antracit	20W	alba	4100k	2200	142	280	40	1/9
3-303001	alb	30W	alba	4100k	3150	182	333	45	1/6
3-303011	antracit	30W	alba	4100k	3150	182	333	45	1/6
3-305001	alb	50W	alba	4100k	5250	235	390	50	1/4
3-305011	antracit	50W	alba	4100k	5250	235	390	50	1/4

proiectoare cu LED RGB - IP65



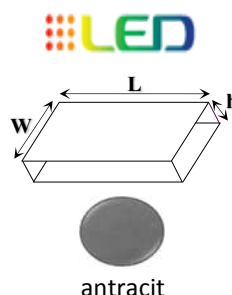
20W

RGB 24VDC

NECESITA DIMMER RGB



10W, 30W & 50W



- Proiector cu LED RGB
- Material din aluminiu
- Tip LED: - SMD la 10W,30W,50W
- COB la 20W
- Ore de functionare \geq 25.000h
- Unghi de lumina la 120°
- Tensiune de lucru : **24VDC**
- Grad de protectie: IP65



COD dablerom	CULOARE	PUTERE (W)	LUMINA	TENSIUNE (V)	DIMENSIUNI			PACK. (buc)
					L (mm)	W (mm)	h (mm)	
00-50010/rgb	antracit	10W	RGB	24VDC	87	120	40	1/36
00-50020/rgb	antracit	20W	RGB	24VDC	180	140	100	1/8
00-50030/rgb	antracit	30W	RGB	24VDC	182	243	45	1/10
00-50050/rgb	antracit	50W	RGB	24VDC	235	300	50	1/6

proiectoare cu LED 12VDC & 24VDC- IP65

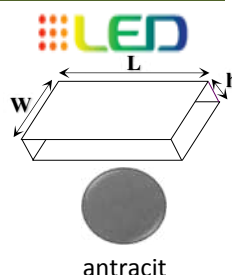


10W, 20W & 30W

12VDC
24VDC



50W



- Proiector cu LED
- Material din aluminiu
- Tip LED: SMD
- Ra>80
- Ore de functionare \geq 25.000h
- Unghi de lumina la 100°
- Tensiune de lucru : **12VDC / 24VDC**
- Grad de protectie: IP65



COD dablerom	CULOARE	PUTERE (W)	LUMINA	LUMEN (lm)	DIMENSIUNI			PACK. (buc)	
					L (mm)	W (mm)	h (mm)		
3-310120	antracit	10W-12V	rece	6400K	1050	87	120	40	1/36
3-320120	antracit	20W-12V	rece	6400k	2200	142	190	40	1/20
3-30120	antracit	30W-12V	rece	6400k	3150	182	243	45	1/10
3-50120	antracit	50W-12V	rece	6400k	5250	235	300	50	1/6
3-310240	antracit	10W-24V	rece	6400K	1050	87	120	40	1/36
3-320240	antracit	20W-24V	rece	6400k	2200	142	190	40	1/20
3-30240	antracit	30W-24V	rece	6400k	3150	182	243	45	1/10
3-50240	antracit	50W-24V	rece	6400k	5250	235	300	50	1/6

proiectoare portabile reincarcabile cu LED - IP65 cu baza si acumulator

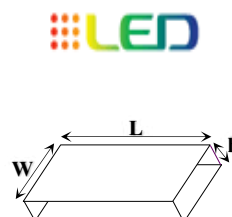


10W

REINCARCABILE

24W

12V/230V



- Proiector portabil cu LED
- Cu baza si acumulator
- **Autonomia: 5 ore**
- Material din aluminiu
- Tip LED: COB
- Ra>80
- Ore de functionare \geq 25.000h
- Unghi de lumina la 100°
- Tensiune de lucru : **12V/230V**



COD dablerom	CULOARE	PUTERE (W)	LUMINA	LUMEN (lm)	DIMENSIUNI			PACK. (buc)	
					L (mm)	W (mm)	h (mm)		
00-500122/alb	negru/galben	10W	alba	4000k	760	160	165	260	1/4
00-500222/alb	negru/galben	24W	alba	4000k	1400	160	165	260	1/4

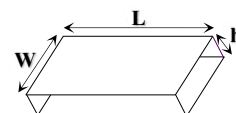
proiectoare-bare cu LED - IP65



LED

230V

- Proiector-Bara cu LED
- Material din aluminiu
- Tip LED: COB
- Ra>80
- Ore de functionare $\geq 25.000h$
- Unghi de lumina la 15°
- Tensiune de lucru : **230V**
- Grad de protectie: IP65



COD dablerom	CULOARE	PUTERE (W)	LUMINA	LUMEN (lm)	DIMENSIUNI			PACK. (buc)	
					L (mm)	W (mm)	h (mm)		
06-7615/cald	aluminiu	7W	cald	3100k	450	300	60	70	1/9
06-7615/rece	aluminiu	7W	rece	6300k	470	300	60	70	1/9
06-7615/albastru	aluminiu	7W	albastru			300	60	70	1/9
06-7915/cald	aluminiu	10W	cald	3100k	680	500	60	70	1/9
06-7915/rece	aluminiu	10W	rece	6300k	720	500	60	70	1/9
06-7915/albastru	aluminiu	10W	albastru			500	60	70	1/9
06-7241/cald	aluminiu	24W	cald	3100k	2300	1000	60	70	1/4
06-7241/rece	aluminiu	24W	rece	6300k	2300	1000	60	70	1/4
06-7241/albastru	aluminiu	24W	albastru			1000	60	70	1/6

proiectoare-bare cu LED RGB - IP65

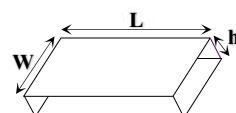


LED

NECESITA DIMMER RGB

24VDC

- Proiector-Bara cu LED RGB
- Material din aluminiu
- Tip LED: COB
- Ra>80
- Ore de functionare $\geq 25.000h$
- Unghi de lumina la 15°
- Tensiune de lucru : **24VDC**
- Grad de protectie: IP65



COD dablerom	CULOARE	PUTERE (W)	LUMINA	TENSIVUNE (V)	DIMENSIUNI			PACK. (buc)
					L (mm)	W (mm)	h (mm)	
06-7615/rgb	aluminiu	6x3W	RGB	24VDC	300	60	70	1/9
06-7915/rgb	aluminiu	9x3W	RGB	24VDC	500	60	70	1/9
06-7241/rgb	aluminiu	24x3W	RGB	24VDC	1000	60	70	1/4

baza - suport pentru proiectoare pentru proiectoare max.: 20W LED / 500W halogen



00-50001

COD dablerom	DENUMIRE	PACK. (buc)
00-50001	baza - h:40cm W:30cm	1/10
00-500011	suport reglabil simplu	1/6
00-500012	suport reglabil dublu	1/6



00-500011
max. h:1.55metri



00-500012
max. h:1.55metri

proiectoare halogen



00-525


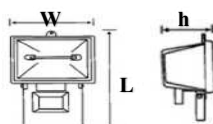
- Proiector cu suport (baza)
- Material - carcasa din aluminiu
- dispersor din sticla
- suport din aluminiu
- Cablu de 1.5m
- Stecher shouko (cu CP)
- Maner
- Grilaj de protectie
- Grad de protectie: IP54



- Proiectoare cu suport (baza)
- Material - carcasa din aluminiu
- dispersor din sticla
- suport din aluminiu
- Cablu de 3m
- Stecher shouko (cu CP)
- Suport reglabil , max.h: 1.7m
- Grilaj de protectie
- Grad de protectie: IP54

00-523/2

COD dablerom	CULOARE	PUTERE (W)	DULIE	PACK. (buc)
00-525	negru	500W	R7s 118mm	1/8
00-523/2	negru & galben	2x500W	2xR7s118mm	1/4



- Proiectoare cu senzor de miscare la 180°
- montaj aparent
- Material - carcasa din aluminiu
- dispersor din sticla
- Grad de protectie: IP44

COD dablerom	CULOARE	PUTERE (W)	DULIE	TENSIVUNE (V)	DIMENSIUNI			PACK. (buc)
					L (mm)	W (mm)	h (mm)	
00-516	alb	150W	R7s 78mm	230V	210	140	95	1/6
00-518	alb	500W	R7s 118mm	230V	260	185	135	1/4
00-519	negru	500W	R7s 118mm	230V	260	185	135	1/4

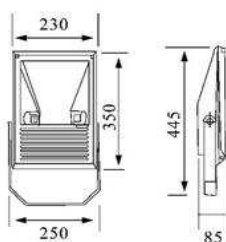
proiectoare HQI



150W



negru



- Proiectoare asimetric HQI cu montaj aparent
- Material
 - carcasa din aluminiu
 - dispersor din sticla
- Balast electromagnetice & igniter
- Tensiune de lucru : 230V 50/60Hz
- Grad de protectie: IP55



R7S

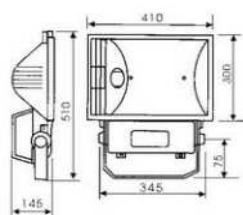
COD dablerom	CULOARE	PUTERE (W)	DULIE	TIP	DIMENSIUNI			PACK. (buc)
					L (mm)	W (mm)	h (mm)	
00-534	negru	150W	Rx7s	asimetric	230	445	85	1/2



250W & 400W



negru



- Proiectoare simetric HQI cu montaj aparent
- Material
 - carcasa din aluminiu
 - dispersor din sticla
- Balast electromagnetice & igniter
- Tensiune de lucru : 230V 50/60Hz
- Grad de protectie: IP55



E40

COD dablerom	CULOARE	PUTERE (W)	DULIE	TIP	DIMENSIUNI			PACK. (buc)
					L (mm)	W (mm)	h (mm)	
00-540	negru	250W	E40	simetric	410	510	145	1
00-543	negru	400W	E40	simetric	410	510	145	1

lampi portabile



- Lampa portabila "plastic"
- Material : - plastic
- - dulie E27
- Cu intrerupator
- Cu garlic
- Cu lupa
- Cablu : - fara (00-567)
- - 10 metri (00-568)
- Grad de protectie: IP20

00-567

00-568



- Lampa portabila "metal/plastic"
- Material : - metal & plastic
- - dulie E27
- Cu intrerupator
- Cu garlic
- Cablu : - fara (00-569)
- - 5 metri (00-570/5)
- - 10 metri (00-570)
- Grad de protectie: IP20

00-569

00-570/5

00-570

COD		MATERIAL	DULIE	CABLU lungime (m)	PUTERE MAX. (W)	PACK. (buc)
dablerom	producator					
00-567	12019	plastic	E27	fara	100	1/20
00-568	12018	plastic	E27	10m	100	1/20
00-569	12002	metal / plastic	E27	fara	60	1/20
00-570/5	4-011225	metal / plastic	E27	5m	60	1/10/30
00-570	4-011220	metal / plastic	E27	10m	60	1/5/25



00-498

LED



00-499

- Lampa portabila reincarcabila
- Material : plastic
- Cu 60LED
- Lumina alba 4000k
- Cu acumulator
- Autonomia : 4 ore
- Incarcare la : - priza **230V**
- - bricheta masini
- Grad de protectie: IP20

COD		SURSA	COLOARE	AUTONOMIA	PACK. (buc)
dablerom	producator				
00-498	4-011260	60LED 4000k	negru	4 ore	1/20
00-499	4-0112601	60LED 4000k	antracit	4 ore	1/10

lampi de veghe



PL 1.5W



- Lampa de veghe
- Material : plastic
- Cu intrerupator
- Sursa: PL 1.5W
- Blister
- Tensiune de alimentare: **230V**
- Grad de protectie: IP20

COD		SURSA	LUMINA	CARACTERISTICI	PACK. (buc)
dablerom	producator				
00-584	13-12110	PL 1.5W	alba	cu intrerupator	1/10
00-585	13-12113	PL 1.5W	galbena	cu intrerupator	1/10
00-586	13-12114	PL 1.5W	albastra	cu intrerupator	1/10
00-587	13-12115	PL 1.5W	verde	cu intrerupator	1/10



5LED 1W



- Lampa de veghe
- Material : plastic
- Cu intrerupator
- Sursa: 5LED 1W
- Blister
- Tensiune de alimentare: **230V**
- Grad de protectie: IP20

COD		SURSA	LUMINA	CARACTERISTICI	PACK. (buc)
dablerom	producator				
00-5771/cald	13-1222000	5led 1W	cald	cu intrerupator	1/10
00-5771/rece	13-122200	5led 1W	rece	cu intrerupator	1/10
00-5771/albastru	13-122204	5led 1W	albastra	cu intrerupator	1/10
00-5771/verde	13-122205	5led 1W	verde	cu intrerupator	1/10



5LED 1W



- Lampa de veghe
- Material : plastic
- Cu fotocelula
- Sursa: 5LED 1W
- Blister
- Tensiune de alimentare: **230V**
- Grad de protectie: IP20

COD		SURSA	LUMINA	CARACTERISTICI	PACK. (buc)
dablerom	producator				
00-577/alb	13-12220	5led 1W	alba	cu fotocelula	1/10
00-577/verde	13-12225	5led 1W	verde	cu fotocelula	1/10



WOOD WAVE 29000



AVANT 14000



KYBOS 25020
Anrika / Wall light

KYVOS 25000



SFERA 20020
Anrika / Wall light

SFERA 20000



LUMINOUS 27000-28000



TRIM 80000



FOS 17000



FOS 17000 SILVER



FOS 17000 TWIN



FOS 17000-1



FOS 18000



FOS 18000 SILVER



FOS 18000-1





19000



NOVA 24000

Pentru mai multe informatii ale KALFEX puteti solicita catalogul complet



Pentru mai multe informatii ale KALFEX puteti solicita catalogul complet

benzi cu led - IP20



- Benzi LED SMD
- Cu autocolant
- Unghi de lumina la 120°
- Temperatura de lucru: -20C°...+35C°
- Ore de functionare ≥ 25.000h
- Grad de protectie: IP20



4.8W/m - 12V - SMD:3528
Prelungire max.: 10m

lumina calda ≈ 150lm/m
lumina rece ≈ 175lm/m

COD dablerom	TENSIUNE (V)	PUTERE (W/m)	LUMINA	LED (nr./m) (tip)	DIMENSIUNI W (mm) h (mm)	TAIERE min. (mm)	PACK. (metri)
05-34112/cald	12V DC	4.8W/m	calda	60 3528	8 2	50	5/50
05-34112/alb	12V DC	4.8W/m	alba	60 3528	8 2	50	5/50
05-34112/rece	12V DC	4.8W/m	rece	60 3528	8 2	50	5/50
05-34112/rosu	12V DC	4.8W/m	rosie	60 3528	8 2	50	5/50
05-34112/galben	12V DC	4.8W/m	galbena	60 3528	8 2	50	5/50
05-34112/albastru	12V DC	4.8W/m	albastra	60 3528	8 2	50	5/50
05-34112/verde	12V DC	4.8W/m	verde	60 3528	8 2	50	5/50



7.2W/m - 12V - SMD:5050
Prelungire max.: 10m

lumina calda ≈ 310lm/m
lumina rece ≈ 350lm/m

COD dablerom	TENSIUNE (V)	PUTERE (W/m)	LUMINA	LED (nr./m) (tip)	DIMENSIUNI W (mm) h (mm)	TAIERE min. (mm)	PACK. (metri)
05-080/cald	12V DC	7.2W/m	calda	30 5050	10 2	100	5/50
05-080/alb	12V DC	7.2W/m	alba	30 5050	10 2	100	5/50
05-080/rece	12V DC	7.2W/m	rece	30 5050	10 2	100	5/50
05-080/rosu	12V DC	7.2W/m	rosie	30 5050	10 2	100	5/50
05-080/galben	12V DC	7.2W/m	galbena	30 5050	10 2	100	5/50
05-080/albastru	12V DC	7.2W/m	albastra	30 5050	10 2	100	5/50
05-080/verde	12V DC	7.2W/m	verde	30 5050	10 2	100	5/50
05-080/RGB	12V DC	7.2W/m	RGB	30 5050	10 2	100	5/50



14.4W/m - 12V - SMD:5050
Prelungire max.: 5m



14.4W/m - 24V - SMD:5050
Prelungire max.: 10m

lumina calda ≈ 530lm/m
lumina rece ≈ 560lm/m

COD dablerom	TENSIUNE (V)	PUTERE (W/m)	LUMINA	LED (nr./m) (tip)	DIMENSIUNI W (mm) h (mm)	TAIERE min. (mm)	PACK. (metri)
05-34129/cald	12V DC	14.4W/m	calda	60 5050	10 2	50	5/50
05-34129/alb	12V DC	14.4W/m	alba	60 5050	10 2	50	5/50
05-34129/rece	12V DC	14.4W/m	rece	60 5050	10 2	50	5/50
05-34129/rosu	12V DC	14.4W/m	rosie	60 5050	10 2	50	5/50
05-34129/galben	12V DC	14.4W/m	galbena	60 5050	10 2	50	5/50
05-34129/albastru	12V DC	14.4W/m	albastra	60 5050	10 2	50	5/50
05-34129/verde	12V DC	14.4W/m	verde	60 5050	10 2	50	5/50
05-34129/RGB	12V DC	14.4W/m	RGB	60 5050	10 2	50	5/50
05-34249/cald	24V DC	14.4W/m	calda	60 5050	10 2	100	5/50
05-34249/alb	24V DC	14.4W/m	alba	60 5050	10 2	100	5/50
05-34249/rece	24V DC	14.4W/m	rece	60 5050	10 2	100	5/50
05-34249/RGB	24V DC	14.4W/m	RGB	60 5050	10 2	100	5/50

- * verificati temperatura de culoare inainte de montare
- * nu indoiti banda la unghi drept de 90°



benzi cu led - IP54



lumina calda ≈ 150lm/m
lumina rece ≈ 175lm/m

4.8W/m - 12V/24V - SMD:3528
Prelungire max.: 10m

- Benzi LED SMD
- Cu autocolant
- Unghi de lumina la 120°
- Temperatura de lucru: -20C°...+35C°
- Ore de functionare ≥ 25.000h
- Grad de protectie: IP54



COD dablerom	TENSIUNE (V)	PUTERE (W/m)	LUMINA	LED (nr./m)	LED (tip)	DIMENSIUNI (mm)		TAIERE min. (mm)	PACK. (metri)
05-34121/cald	12V DC	4.8W/m	calda	60	3528	8	3	50	5/50
05-34121/alb	12V DC	4.8W/m	alb	60	3528	8	3	50	5/50
05-34121/rece	12V DC	4.8W/m	rece	60	3528	8	3	50	5/50
05-34121/rosu	12V DC	4.8W/m	rosie	60	3528	8	3	50	5/50
05-34121/galben	12V DC	4.8W/m	galbena	60	3528	8	3	50	5/50
05-34121/albastru	12V DC	4.8W/m	albastru	60	3528	8	3	50	5/50
05-34121/verde	12V DC	4.8W/m	verde	60	3528	8	3	50	5/50
05-34241/rece	24V DC	4.8W/m	rece	60	3528	8	3	100	5/50



7.2W/m - 12V - SMD:5050
Prelungire max.: 10m

lumina calda ≈ 310lm/m
lumina rece ≈ 350lm/m

COD dablerom	TENSIUNE (V)	PUTERE (W/m)	LUMINA	LED (nr./m)	LED (tip)	DIMENSIUNI (mm)		TAIERE min. (mm)	PACK. (metri)
05-081/cald	12V DC	7.2W/m	calda	30	5050	10	3	100	5/50
05-081/alb	12V DC	7.2W/m	alba	30	5050	10	3	100	5/50
05-081/rece	12V DC	7.2W/m	rece	30	5050	10	3	100	5/50
05-081/rosu	12V DC	7.2W/m	rosie	30	5050	10	3	100	5/50
05-081/albastru	12V DC	7.2W/m	albastru	30	5050	10	3	100	5/50
05-081/verde	12V DC	7.2W/m	verde	30	5050	10	3	100	5/50
05-081/RGB	12V DC	7.2W/m	RGB	30	5050	10	3	100	5/50

lumina calda ≈ 530lm/m
lumina rece ≈ 560lm/m



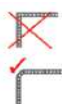
14.4W/m - 12V - SMD:5050
Prelungire max.: 5m



14.4W/m - 24V - SMD:5050
Prelungire max.: 10m

COD dablerom	TENSIUNE (V)	PUTERE (W/m)	LUMINA	LED (nr./m)	LED (tip)	DIMENSIUNI (mm)		TAIERE min. (mm)	PACK. (metri)
05-0811/cald	12V DC	14.4W/m	calda	60	5050	10	3	50	5/50
05-0811/alb	12V DC	14.4W/m	alba	60	5050	10	3	50	5/50
05-0811/rece	12V DC	14.4W/m	rece	60	5050	10	3	50	5/50
05-0811/albastru	12V DC	14.4W/m	albastru	60	5050	10	3	50	5/50
05-0811/RGB	12V DC	14.4W/m	RGB	60	5050	10	3	50	5/50
05-084/cald	24V DC	14.4W/m	calda	60	5050	10	3	100	5/50
05-084/alb	24V DC	14.4W/m	alba	60	5050	10	3	100	5/50
05-084/rece	24V DC	14.4W/m	rece	60	5050	10	3	100	5/50
05-084/rosu	24V DC	14.4W/m	rosie	60	5050	10	3	100	5/50
05-084/galben	24V DC	14.4W/m	galbena	60	5050	10	3	100	5/50
05-084/albastru	24V DC	14.4W/m	albastru	60	5050	10	3	100	5/50
05-084/verde	24V DC	14.4W/m	verde	60	5050	10	3	100	5/50
05-084/RGB	24V DC	14.4W/m	RGB	60	5050	10	3	100	5/50

- * verificati temperatura de culoare inainte de montare
- * nu indoiti banda la unghi drept de 90°



benzi cu led - IP67



- Benzi LED SMD
- Unghi de lumina la 120°
- Temperatura de lucru: -20C°...+35C°
- Ore de functionare ≥ 25.000h
- Grad de protectie: IP67



4.8W/m - 12V - SMD:3528
Prelungire max.: 10m

lumina calda ≈ 150lm/m
lumina rece ≈ 175lm/m

COD dablerom	TENSIUNE (V)	PUTERE (W/m)	LUMINA	LED (nr./m) (tip)	DIMENSIUNI (mm)		TAIERE min. (mm)	PACK. (metri)
05-004/cald	12V DC	4.8W/m	calda	60 3528	10	5	50	5/50
05-004/rece	12V DC	4.8W/m	rece	60 3528	10	5	50	5/50
05-004/albastru	12V DC	4.8W/m	albastru	60 3528	10	5	50	5/50
05-004/verde	12V DC	4.8W/m	verde	60 3528	10	5	50	5/50



7.2W/m - 12V - SMD:5050
Prelungire max.: 10m

lumina calda ≈ 310lm/m
lumina rece ≈ 350lm/m

COD dablerom	TENSIUNE (V)	PUTERE (W/m)	LUMINA	LED (nr./m) (tip)	DIMENSIUNI (mm)		TAIERE min. (mm)	PACK. (metri)
05-083/cald	12V DC	7.2W/m	calda	30 5050	12	5	100	5/50
05-083/rece	12V DC	7.2W/m	rece	30 5050	12	5	100	5/50
05-083/albastru	12V DC	7.2W/m	albastru	30 5050	12	5	100	5/50
05-083/RGB	12V DC	7.2W/m	RGB	30 5050	12	5	100	5/50

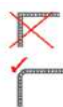


14.4W/m - 24V - SMD:5050
Prelungire max.: 10m

lumina calda ≈ 530lm/m
lumina rece ≈ 560lm/m

COD dablerom	TENSIUNE (V)	PUTERE (W/m)	LUMINA	LED (nr./m) (tip)	DIMENSIUNI (mm)		TAIERE min. (mm)	PACK. (metri)
05-0842/cald	24V DC	14.4W/m	calda	60 5050	12	5	100	5/50
05-0842/rece	24V DC	14.4W/m	rece	60 5050	12	5	100	5/50
05-0842/albastru	24V DC	14.4W/m	albastru	60 5050	12	5	100	5/50
05-0842/RGB	24V DC	14.4W/m	RGB	60 5050	12	5	100	5/50

- * verificati temperatura de culoare inainte de montare
- * nu indoiti banda la unghi drept de 90°



benzi cu led - IP67 - 230V



5050
230V 14,4W IP-67


- Benzi LED SMD
- Unghi de lumina la 120°
- Temperatura de lucru: -20C°...+35C°
- Ore de functionare ≥ 25.000h
- Tensiune de lucru : 230VAC
- Grad de protectie: IP67



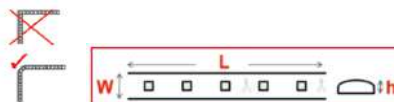
14.4W/m - 230V - SMD:5050
Prelungire max.: 50m

COD dablerom	TENSIUNE (V)	PUTERE (W/m)	LUMINA	LED (nr./m)	LED (tip)	DIMENSIUNI		TAIERE min. (mm)	PACK. (metri)
05-000/cald	230V	14.4W/m	calda	60	5050	13	7	1000	10/100
05-000/rece	230V	14.4W/m	rece	60	5050	13	7	1000	10/100

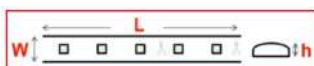
COD dablerom	DENUMIRE	PACK. (buc.)
05-000/cab	set: cablu de alimentare 230V & capac	5/50
05-000/3500	mufa liniara pt. banda LED 230V	10/100
05-000/3501	mufa la 90° pt. banda LED 230V	5/50



- * verificati temperatura de culoare inainte de montare
- * nu indoiti banda la unghi drept de 90°



lant cu bare led



- Lant cu "LED" cu montaj aparent
- Material din plastic
- LED SMD Unghi de lumina la 120°
- SET 20 bare x 3LED = 60LED
- Lungime: 3.2m / SET
- Interconectabile-Prelungire max. 50 bare
- Temperatura de lucru: -20C°...+35C°
- Ore de functionare ≥ 25.000h
- Tensiune de lucru : 12VDC
- Grad de protectie: IP65



12VDC 3528
5W IP-65



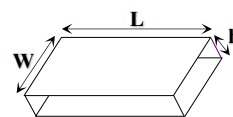
12VDC 5630
15W IP-65

COD dablerom	TENSIUNE (V)	PUTERE (W/set)	LUMINA	LED (nr.)	LUMEN (lm)	DIMENSIUNI / BARA			PACK. (set)
05-021/cald	12V DC	5W	calda	3/bara	13/bara	78	15	5	1/5
05-021/rece	12V DC	5W	rece	3/bara	13/bara	78	15	5	1/5
05-022/cald	12V DC	15W	calda	3/bara	60/bara	78	15	5	1/5

transformatoare pentru led



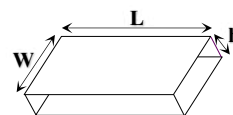
- Transformatoare pt. "LED" cu montaj aparent
- Alimentare la tensiune constanta
- Temperatura de lucru: -20C°...+35C°
- Tensiune de iesire : 12VDC
- Grad de protectie: IP20



COD dablerom	PUTERE (W)	CURENT (A)	TENSIUNE		MATERIAL	DIMENSIUNI			PACK. (buc)
			intrare (V)	iesire (V)		L (mm)	W (mm)	h (mm)	
05-030/6	6W	0.5A	170-260V	12V DC	plastic	37	21	21	5/240
05-030/15	15W	1.25A	170-260V	12V DC	plastic	124	36	22	10/200
05-030/30	30W	2.5A	170-260V	12V DC	plastic	140	45	30	5/50
05-030/50	50W	4.2A	200-240V	12V DC	metal	160	100	40	1/50
05-030/100	100W	8.5A	200-240V	12V DC	metal	200	100	40	1/27
05-030/150	150W	12.5A	200-240V	12V DC	metal	200	110	50	1/18
05-030/200	200W	16.5A	200-240V	12V DC	metal	215	115	50	1/18
05-030/350	350W	29A	200-240V	12V DC	metal	215	115	50	1/18
05-030/600	600W	50A	200-240V	12V DC	metal	247	127	64	1/12



- Transformatoare pt. "LED" cu montaj aparent
- Alimentare la tensiune constanta
- Temperatura de lucru: -20C°...+35C°
- Tensiune de iesire : 24VDC
- Grad de protectie: IP20

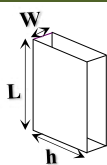


COD dablerom	PUTERE (W)	CURENT (A)	TENSIUNE		MATERIAL	DIMENSIUNI			PACK. (buc)
			intrare (V)	iesire (V)		L (mm)	W (mm)	h (mm)	
05-040/6	6W	0.3A	170-260V	24V DC	plastic	57	34	20	5/100
05-040/15	15W	0.62A	170-260V	24V DC	plastic	120	45	20	5/100
05-040/30	30W	1.25A	170-260V	24V DC	plastic	150	40	30	5/50
05-040/50	50W	2.1A	200-240V	24V DC	metal	160	100	40	1/50
05-040/100	100W	4.5A	200-240V	24V DC	metal	200	100	40	1/27
05-040/150	150W	6.5A	200-240V	24V DC	metal	200	110	50	1/27
05-040/200	200W	8.3A	200-240V	24V DC	metal	215	115	50	1/18
05-040/350	350W	14.6A	200-240V	24V DC	metal	215	115	50	1/18
05-040/600	600W	25A	200-240V	24V DC	metal	247	127	64	1/12

transformatoare pentru led pe sina



230V / 12VDC - IP20



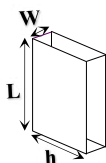
- Transformatoare pt. "LED" pe sina
- Alimentare la tensiune constanta
- Temperatura de lucru: -20C°...+35C°
- Tensiune de iesire : 12VDC
- Grad de protectie: IP20



COD	PUTERE	CURENT	TENSIUNE		MATERIAL	DIMENSIUNI			PACK.
			dablerom	(W)		(A)	intrare (V)	iesire (V)	
05-0301/15	15W	1.67A	100-240V	12V DC	plastic	90	22	100	1/50
05-0301/40	40W	3.3A	100-240V	12V DC	plastic	90	40	100	1/50
05-0301/60	60W	5A	100-240V	12V DC	plastic	90	40	100	1/50
05-0301/100	100W	7.5A	100-240V	12V DC	plastic	90	55	100	1/25



230V / 24VDC - IP20



- Transformatoare pt. "LED" pe sina
- Alimentare la tensiune constanta
- Temperatura de lucru: -20C°...+35C°
- Tensiune de iesire : 24VDC
- Grad de protectie: IP20

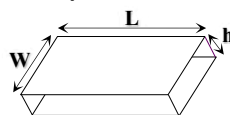


COD	PUTERE	CURENT	TENSIUNE		MATERIAL	DIMENSIUNI			PACK.
			dablerom	(W)		(A)	intrare (V)	iesire (V)	
05-0401/15	15W	1A	100-240V	24V DC	plastic	90	22	100	1/50
05-0401/40	40W	1.7A	100-240V	24V DC	plastic	90	40	100	1/50
05-0401/60	60W	2.5A	100-240V	24V DC	plastic	90	40	100	1/50
05-0401/100	100W	4A	100-240V	24V DC	plastic	90	55	100	1/25
05-0401/240	240W	10A	100-240V	24V DC	plastic	125	125	100	1/12

transformatoare pentru led IP67



230V / 12VDC - IP67



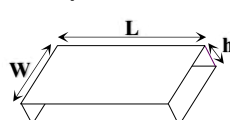
- Transformatoare pt. "LED" cu montaj aparent
- Alimentare la tensiune constanta
- Temperatura de lucru: -20C°...+35C°
- Tensiune de iesire : 12VDC
- Grad de protectie: IP67



COD	PUTERE	CURENT	TENSIUNE		MATERIAL	DIMENSIUNI			PACK.
			dablerom	(W)		(A)	intrare (V)	iesire (V)	
05-0307/15	15W	1.25A	220-240V	12V DC	aluminiiu	140	32	25	1/100
05-0307/30	30W	2.5A	220-240V	12V DC	aluminiiu	203	30	21	1/60
05-0307/60	60W	5A	220-240V	12V DC	aluminiiu	163	43	33	1/62
05-0307/100	100W	8.5A	220-240V	12V DC	aluminiiu	173	70	42	1/24
05-0307/150	150W	12.5A	220-240V	12V DC	aluminiiu	218	70	43	1/20
05-0307/200	200W	16.7A	220-240V	12V DC	aluminiiu	218	70	43	1/20



230V / 24VDC - IP67



- Transformatoare pt. "LED" cu montaj aparent
- Alimentare la tensiune constanta
- Temperatura de lucru: -20C°...+35C°
- Tensiune de iesire : 24VDC
- Grad de protectie: IP67



COD	PUTERE	CURENT	TENSIUNE		MATERIAL	DIMENSIUNI			PACK.
			dablerom	(W)		(A)	intrare (V)	iesire (V)	
05-0407/15	15W	1A	220-240V	24V DC	aluminiiu	117	30	21	1/108
05-0407/30	30W	1.25A	220-240V	24V DC	aluminiiu	203	30	21	1/60
05-0407/60	60W	2.5A	220-240V	24V DC	aluminiiu	168	49	34	1/28
05-0407/100	100W	4.5A	220-240V	24V DC	aluminiiu	173	70	42	1/24
05-0407/150	150W	6.5A	220-240V	24V DC	aluminiiu	218	70	43	1/20
05-0407/200	200W	8.3A	220-240V	24V DC	aluminiiu	218	70	43	1/20

accesorii pentru benzi cu led



element de alimentare

COD dablerom	PENTRU BANDA (latimea)	PACK. (tip)	(buc)
05-30-31	8mm	monocolora	10/1000
05-30-32	10mm	monocolora	10/1000
05-30-33	10mm	RGB	10/1000



capac pentru element de alimentare
pentru banda led IP67

COD dablerom	PENTRU BANDA (latimea)	PACK. (tip)	(buc)
05-30-02	10mm	monocolora	10
05-30-05	12mm	monocolora	10
05-30-06	12mm	RGB	10



conector (mufa)

COD dablerom	PENTRU BANDA (latimea)	PACK. (tip)	(buc)
05-30-34	8mm	monocolora	10/1000
05-30-35	10mm	monocolora	10/1000
05-30-36	10mm	RGB	10/1000



capac terminal
pentru banda led IP67

COD dablerom	PENTRU BANDA (latimea)	PACK. (buc)
05-30-01	10mm	10
05-30-04	12mm	10



conector flexibil cu 2 mufe


COD dablerom	PENTRU BANDA (latimea)	PACK. (tip)	(buc)
05-30-37	8mm	monocolora	10/1000
05-30-38	10mm	monocolora	10/1000
05-30-39	10mm	RGB	10/1000



sistem de prindere
pentru banda led IP67

COD dablerom	PENTRU BANDA (latimea)	PACK. (buc)
05-30-00	10mm	25
05-30-03	12mm	25

TUB LUMINOS 1 CANAL DIMABIL CU LED & ACCESORII



LED



Dimmable

230V

- Tub luminos cu LED 1 canal (2 fire)
- Dimabil
- D: Ø13mm
- 36 LED/ metru
- 3W / metru
- Posibilitate de taiere la min. 1m
- 230V

COD dablerom	LUMINA	PACK. (metri)
30-250	calda	50
30-2500	rece	50
30-2504	albastra	50
30-2505	verde	50



30-50083



COD dablerom	DENUMIRE	PACK. (buc)
30-50083	set cablu din cauciuc IP44	10
30-5005	mufa de imbinare liniara	10
30-5002	capac	50

TUB LUMINOS 2 CANALE DIMABIL CU LED & ACCESORII



LED




Dimmable

230V

- Tub luminos cu LED 2 canale (3 fire)
- Dimabil
- D: Ø13mm
- 36 LED/ metru
- 3W / metru
- Posibilitate de taiere la min. 2m
- 230V

COD dablerom	LUMINA	PACK. (metri)
30-26000	calda	50
30-2600	rece	50
30-2610	multicolor	50
30-2602	rosie	50
30-2603	galbena	50
30-2604	albastra	50
30-2605	verde	50
30-2607	mov	50



30-50350




30-50084



COD dablerom	DENUMIRE	PACK. (buc)
30-50350	programator pt. 50m 2A (450W) IP44	5
30-50084	set cablu din cauciuc 2A (450W) IP44	5
30-5006	mufa de imbinare liniara	20
30-5002	capac	50


profile din aluminiu & accesorii

Radiator



Profil - Radiator:

- Profil pentru instalarea si racirea benzilor cu LED
- Material : Aluminiu
- Montare : Aparent
- Dimensiune: L:1000mm W:13mm h:3mm



COD dablerom	TIP	PACK. (buc)
05-30-540	profil - radiator din aluminiu - L:1 metru	5/50

Aparent



Profil:

- Profil pentru instalarea si racirea benzilor cu LED
- Material : Aluminiu
- Montare : Aparent
- Dimensiune: L:1000mm W:15mm h:6mm



COD dablerom	TIP	PACK. (buc)
05-30-550	profil din aluminiu aparent - L:1 metru	5/50
05-30-551	dispersor transparent - L:1 metru	5/100
05-30-552	dispersor mat - L:1 metru	5/100
05-30-553	capac terminal cu gaura	10/500
05-30-554	capac terminal	10/500
05-30-555	clema de fixare INOX	10/500




Aparent Lat

pentru 2 benzi




Profil:

- Profil pentru instalarea si racirea benzilor cu LED
- Material : Aluminiu
- Montare : Aparent
- Dimensiune: L:1000mm W:24mm h:7mm



COD dablerom	TIP	PACK. (buc)
05-30-580	profil din aluminiu aparent lat - L:1 metru	5/40
05-30-581	dispersor transparent lat - L:1 metru	5/40
05-30-582	dispersor mat lat - L:1 metru	5/40
05-30-583	capac terminal cu gaura	10/400
05-30-584	capac terminal	10/400
05-30-585	clema de fixare INOX	10/400




Ingropat



Profil:


- Profil pentru instalarea si racirea benzilor cu LED
- Material : Aluminiu
- Montare : Ingropat
- Dimensiune: L:1000mm W:22mm h:6mm



COD dablerom	TIP	PACK. (buc)
05-30-560	profil din aluminiu ingropat - L:1 metru	5/50
05-30-551	dispersor transparent - L:1 metru	5/100
05-30-552	dispersor mat - L:1 metru	5/100
05-30-563	capac terminal cu gaura	10/500
05-30-564	capac terminal	10/500
05-30-555	clema de fixare INOX	10/500




Aparent la 90° "Colt"



Profil:

- Profil pentru instalarea si racirea benzilor cu LED
- Material : Aluminiu
- Montare : Aparent la 90°
- Dimensiune: L:1000mm W:19mm h:19mm



COD dablerom	TIP	PACK. (buc)
05-30-570	profil din aluminiu aparent la 90° - L:1 metru	4/24
05-30-571	dispersor transparent - L:1 metru	4/24
05-30-572	dispersor mat - L:1 metru	4/24
05-30-573	capac terminal cu gaura	8/500
05-30-574	capac terminal	8/500
05-30-575	clema de fixare din policarbonat	8/500



dimmere pentru benzi cu led monocolare



05-0502
reglaj manual
aparent - 8A



05-0501
reglaj cu
telecomanda - 8A



05-0500
reglaj manual sau
cu telecomanda
aparent sau ingropat - 8A



05-0503
reglaj manual
aparent - 16A



30-3380 / 30-3381
"TOUCH"
reglaj manual
ingropat - 8A



30-33325
"TOUCH"
reglaj cu telecomanda - 25A

COD dablerom	CURENT (A)	TENSIUNE/PUTERE		DIMENSIUNI			PACK. (buc)
		1 (V)/(W)	2 (V)/(W)	L (mm)	W (mm)	h (mm)	
05-0502	8A	12V DC / 96W	24V DC / 192W	89	59	35	1/100
05-0501	8A	12V DC / 96W	24V DC / 192W	110	56	34	1/50
05-0500	8A	12V DC / 96W	24V DC / 192W	87	87	53	1/60
05-0503	16A	12V DC / 192W	24V DC / 384W	89	59	35	1/100
30-3380 alb	8A	12V DC / 96W	24V DC / 192W	80	80	42	1/100
30-3381 negru	8A	12V DC / 96W	24V DC / 192W	80	80	42	1/100
30-33325	25A	12V DC / 300W	24V DC / 600W	127	41	32	1/50

dimmere & controlere pentru benzi cu led RGB



05-050
reglaj cu
telecomanda - 8A



30-33324
"TOUCH"
reglaj cu telecomanda - 24A



05-056
reglaj cu
telecomanda - 15A



05-057
reglaj cu telecomanda - 15A
se poate conecta cu consola DMX-512
se poate conecta cu calculator

COD dablerom	CURENT (A)	TENSIUNE/PUTERE		DIMENSIUNI			PACK. (buc)
		1 (V)/(W)	2 (V)/(W)	L (mm)	W (mm)	h (mm)	
05-050	6A	12VDC / 72W(24W/iesire)	24VDC / 144W(48W/iesire)	35	25	20	1/100
30-33324	24A	12VDC / 288W(96W/iesire)	24VDC / 576W(192W/iesire)	83	81	33	1/30
05-056	15A	12VDC / 180W(60W/iesire)	24VDC / 360W(120W/iesire)	121	51	26	1/30
05-057	15A	12VDC / 180W(60W/iesire)	24VDC / 360W(120W/iesire)	175	35	45	1/10

COD	DENUMIRE
05-058	cablu calculator 2m cu stecher RJ45 8P8C pentru 05-057
05-059	cablu adaptor 1m cu stecher XLR3 pentru 05-057



05-058



05-059

amplificatoare pentru benzi cu led



30-3220



05-049



05-04967
pt. BANDA LED RGB

IP67



COD dablerom	CURENT (A)	TENSIUNE/PUTERE		DIMENSIUNI			PACK. (buc)
		1 (V)/(W)	2 (V)/(W)	L (mm)	W (mm)	h (mm)	
30-3220	20A	12VDC / 240W	24VDC / 480W	81	66	25	1/50
05-049	12A	12VDC / 144W(48W/iesire)	24VDC / 288W(96W/iesire)	98	45	18	1/100
05-04967	12A	12VDC / 144W(48W/iesire)	24VDC / 288W(96W/iesire)	95	52	30	1/50

dimmere



32-944/1000
reglaj manual
ingropat - 1000W

Pentru: Becuri cu LED / Banda LED (230V) / Lampi CFL
Lampi Halogen / Lampi incandescenta
Transformatoare magnetice / Transformatoare electronice
Motoare monofazice (pompe,ventilatie)



30-32200 / 30-32201
"TOUCH"
reglaj manual

Pentru: Becuri cu LED



32-941/alb / 32-941/negru
reglaj manual
aparent - 2500W

Pentru: Becuri cu LED / Banda LED (230V) / Lampi CFL
Lampi Halogen / Lampi incandescenta
Transformatoare magnetice / Transformatoare electronice
Motoare monofazice (pompe,ventilatie)



32-940
reglaj manual
pe sina - 1000W

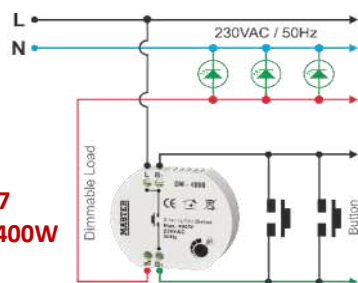
Pentru: Becuri cu LED / Banda LED (230V) / Lampi CFL
Lampi Halogen / Lampi incandescenta
Transformatoare magnetice / Transformatoare electronice
Motoare monofazice (pompe,ventilatie)

COD		TIP	TENSIUNE (V)	PUTERE (W)	PACK. (buc)
dablerom	producator				
32-944/1000	DM-1000W	Triac - Digital Dimmer ingropat	180-230V	1000W	1/10
30-32200	30-32200	"Touch" ingropat - alb	230V	230W	1/100
30-32201	30-32201	"Touch" ingropat - negru	230V	230W	1/100
32-941/alb	DM-2500/W	Digital Electronic Dimmer - Aparent - alb	180-230V	2500W	1/10
32-941/negru	DM-2500/B	Digital Electronic Dimmer - Aparent - negru	180-230V	2500W	1/10
32-940	DM-DGL	Digital Electronic Dimmer - pe sina	180-230V	1000W	1/10

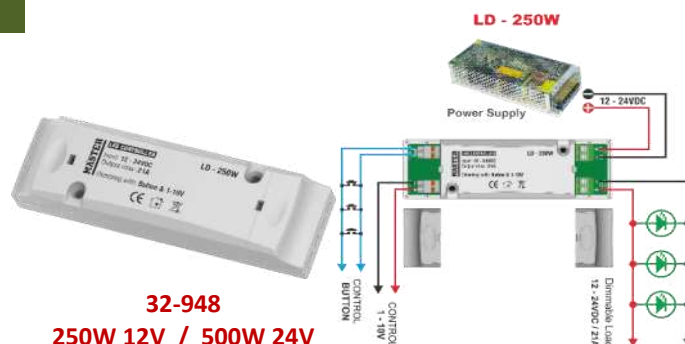
dimmere speciale



32-947
pe doza - 400W



Pentru: Becuri cu LED / Banda LED (230V) / Lampi CFL
Lampi Halogen / Lampi incandescenta
Transformatoare magnetice / Transformatoare electronice
Motoare monofazice (pompe,ventilatie)



32-948
250W 12V / 500W 24V

Pentru: Becuri cu LED / Banda LED
Lampi Halogen / Lampi incandescenta
Transformatoare magnetice / Transformatoare electronice

COD		TIP	TENSIUNE (V)	PUTERE (W)	PACK. (buc)
dablerom	producator				
32-947	DM-400b	Dimmer electronic - montare in doza	180-230V	400W	1/10
32-948	LD-250W	LED controller (Button & 1-10V)	12-24V DC	250W / 500W	1/10

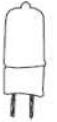
Becuri Halogen - G4



HALOGEN



Dimmable



COD dablerom	DULIE	PUTERE (W)	STICLA	PACK. (buc)
00-625	JC/G4	5W	transparenta	40
00-626	JC/G4	10W	transparenta	40
00-627	JC/G4	20W	transparenta	40
00-628	JC/G4	35W	transparenta	40



G4
5-10-20-35W

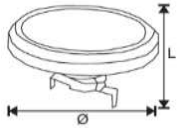
Becuri Halogen - AR111 G53



HALOGEN



Dimmable



COD dablerom	DULIE	PUTERE (W)	LUMINA	DIMENSIUNI		PACK. (buc)
				L (mm)	Ø (mm)	
00-604	G53	50W	calda	49	110	1/10/60



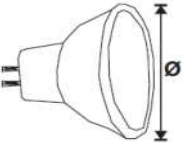
Becuri Halogen - MR11



HALOGEN



Dimmable



COD dablerom	DULIE	PUTERE (W)	LUMINA	DIMENSIUNI		PACK. (buc)
				Ø (mm)		
00-645	GU4	20W	calda	35		10/200
00-646	GU4	35W	calda	35		10/200
00-658	GU4	20W	albastra	35		10/200
00-659	GU4	20W	verde	35		10/200



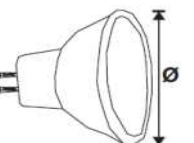
Becuri Halogen - MR16



HALOGEN



Dimmable



COD dablerom	DULIE	PUTERE (W)	LUMINA	DIMENSIUNI		PACK. (buc)
				Ø (mm)		
00-650	GU5.3	20W	calda	50		10/100
00-651	GU5.3	35W	calda	50		10/100
00-652	GU5.3	50W	calda	50		10/100
00-660	GU5.3	50W	rosie	50		10/200
00-661	GU5.3	50W	galbena	50		10/200
00-663	GU5.3	50W	verde	50		10/200



Becuri Decorative - tip EDISON E27



EDISON



230V



3.000h



Ra>99



COD dablerom	DULIE	PUTERE (W)	TIP	LUMINA	LUMEN (lm)	DIMENSIUNI		PACK. (buc)
						L (mm)	Ø (mm)	
14-75401	E27	40W	para	calda	2200k	140	114	60
14-75402	E27	40W	avocado	calda	2200k	140	140	64
14-75403	E27	40W	tub	calda	2200k	140	185	28
14-75405	E27	40W	glob	calda	2200k	140	135	95
14-75404	E27	40W	glob	calda	2200k	140	172	125



Dimmable

ATENȚIE!
A NU SE MONTA IN
POZITIE ORIZONTALA



PARA



AVOCADO



TUB



GLOB



Becuri cu infrarosu pentru incalzire - E27



INCANDESCENT



230V

5.000h



COD dablerom	DULIE	PUTERE (W)	LUMINA	DIMENSIUNI Ø (mm)	PACK. (buc)
14-027250	E27	250W	rosie	125	1/12



R125 E27
250W 230V

Becuri Bulb - E14

INCANDESCENT



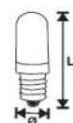
230V



2.000h



COD dablerom	DULIE	PUTERE (W)	STICLA	PACK. (buc)
52-050/transp	E14	3W	transparenta	50
52-050/mat	E14	3W	mat	50
52-050/rosu	E14	3W	rosie	50
52-050/galben	E14	3W	galbena	50
52-050/portocaliu	E14	3W	portocalie	50
52-050/albastru	E14	3W	albastra	50
52-050/verde	E14	3W	verde	50



Becuri pentru Cuptor / Frigider - E14

INCANDESCENT



230V

2.000h



COD dablerom	DULIE	PUTERE (W)	DENUMIRE	PACK. (buc)
52-070	E14	15W	pentru cuptor	25
52-071	E14	15W	pentru frigider	25




Becuri ECO - lumanare & ornament E14



COD dablerom	DULIE	PUTERE (W)	TIP	LUMEN (lm)	DIMENSIUNI L (mm) Ø (mm)	PACK. (buc)
00-60018/T	E14	18W (=25w)	clar	205	100 35	50/100
00-60028/T	E14	28W (=40w)	clar	370	100 35	50/100
00-60042/T	E14	42W (=60w)	clar	625	100 35	50/100

COD dablerom	DULIE	PUTERE (W)	TIP	LUMEN (lm)	DIMENSIUNI L (mm) Ø (mm)	PACK. (buc)
00-60928/T	E14	28W (=40w)	clar	370	120 35	10/50
00-60942/T	E14	42W (=60w)	clar	625	120 35	10/50



Becuri ECO - sferice E14 & E27



COD dablerom	DULIE	PUTERE (W)	TIP	LUMEN (lm)	DIMENSIUNI L (mm) Ø (mm)	PACK. (buc)
00-60118/T	E14	18W (=25w)	clar	205	80 45	40/120
00-60128/T	E14	28W (=40w)	clar	370	80 45	40/120
00-60142/T	E14	42W (=60w)	clar	625	80 45	40/120

COD dablerom	DULIE	PUTERE (W)	TIP	LUMEN (lm)	DIMENSIUNI L (mm) Ø (mm)	PACK. (buc)
00-60218/T	E27	18W (=25w)	clar	205	80 45	40/120
00-60228/T	E27	28W (=40w)	clar	370	80 45	40/120
00-60242/T	E27	42W (=60w)	clar	625	80 45	40/120



Becuri ECO - Glob E27



COD dablerom	DULIE	PUTERE (W)	TIP	LUMEN (lm)	DIMENSIUNI L (mm) Ø (mm)	PACK. (buc)
00-60328/T	E27	28W (=40w)	Ø95 - clar	370	140 95	6/48
00-60352/T	E27	52W (=75w)	Ø95 - clar	840	140 95	6/48
00-60370/T	E27	70W (=100w)	Ø95 - clar	1175	140 95	6/48
00-60428/T	E27	28W (=40w)	Ø120 - clar	370	174 120	6/18
00-60452/T	E27	52W (=75w)	Ø120 - clar	840	174 120	6/18
00-60470/T	E27	70W (=100w)	Ø120 - clar	1175	174 120	6/24
00-604105/T	E27	105W (=130w)	Ø120 - clar	1900	174 120	6/24



Becuri ECO - R50 / R63 / R80



COD dablerom	DULIE & TIP	PUTERE (W)	TIP	LUMEN (lm)	DIMENSIUNI L (mm) Ø (mm)	PACK. (buc)
00-60628/M	R50-E14	28W (=40w)	mat	250	85 50	10/80
00-60728/M	R63-E27	28W (=40w)	mat	215	105 63	6/48
00-60742/M	R63-E27	42W (=60w)	mat	450	105 63	6/48
00-60842/M	R80-E27	42W (=60w)	mat	450	115 80	6/36



Becuri ECO - para E27



COD dablerom	DULIE	PUTERE (W)	TIP	LUMEN (lm)	DIMENSIUNI L (mm) Ø (mm)	PACK. (buc)
00-60518/T	E27	18W (=25w)	clar	205	95 55	50/100
00-60528/T	E27	28W (=40w)	clar	370	95 55	48/96
00-60542/T	E27	42W (=60w)	clar	625	95 55	48/96
00-60552/T	E27	52W (=75w)	clar	815	95 55	48/96
00-60570/T	E27	70W (=100w)	clar	1180	95 55	48/96
00-605105/T	E27	105W (=130w)	clar	1900	95 55	48/96
00-60542/M	E27	42W (=60w)	mat	625	95 55	10/100
00-60542/L	E27	42W (=60w)	laptos	625	95 55	10/100



Becuri ECO - GU10



COD dablerom	DULIE	PUTERE (W)	LUMINA	LUMEN (lm)	DIMENSIUNI Ø (mm)	PACK. (buc)
00-66618	GU10	18W (=25w)	calda	115	50	10/50
00-66625	GU10	25W (=35w)	calda	185	50	10/50
00-66635	GU10	35W (=50w)	calda	290	50	10/50



Becuri ECO - G9



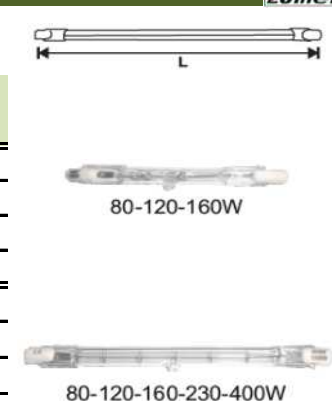
COD dablerom	DULIE	PUTERE (W)	STICLA	LUMEN	PACK. (buc)
00-61918/T	G9	18W (=25w)	transparenta	225	40/480
00-61928/T	G9	28W (=40w)	transparenta	370	40/480
00-61942/T	G9	42W (=60w)	transparenta	625	40/480



Becuri ECO pt. proiectoare - R7sJ78 & R7sJ118



COD dablerom	DULIE	PUTERE (W)	TIP	LUMEN (lm)	DIMENSIUNI L (mm)	PACK. (buc)
00-610080	R7s-J78	80W (=100w)	clar	1380	78	50/400
00-610120	R7s-J78	120W (=150w)	clar	2250	78	50/400
00-610160	R7s-J78	160W (=200w)	clar	3100	78	50/400
00-611080	R7s-J118	80W (=100w)	clar	1380	118	50/200
00-611120	R7s-J118	120W (=150w)	clar	2250	118	50/200
00-611160	R7s-J118	160W (=200w)	clar	3100	118	50/400
00-611230	R7s-J118	230W (=300w)	clar	4650	118	50/400
00-611400	R7s-J118	400W (=500w)	clar	8850	118	50/200



Becuri economice - spirale E14




COD dablerom	DULIE	PUTERE (W)	LUMINA	LUMEN (lm)	DIMENSIUNI		PACK. (buc)
					L (mm)	Ø (mm)	
00-764/9	E14	9W (≈41w)	calda 2700k	410	99	37	10/120
00-764/11	E14	11W (≈55w)	calda 2700k	545	110	37	10/100
00-764/13	E14	13W (≈67w)	calda 2700k	670	103	42	10/120
00-764/15	E14	15W (≈82w)	calda 2700k	820	108	42	10/80
00-764/20	E14	20W (≈117w)	calda 2700k	1170	111	42	10/140
00-764/23	E14	23W (≈155w)	calda 2700k	1552	132	46	10/100
00-7651/7	E14	7W (≈31w)	alba 4000k	310	92	37	10/100
00-7651/11	E14	11W (≈54w)	alba 4000k	540	110	37	10/100
00-7651/13	E14	13W (≈67w)	alba 4000k	665	103	42	10/120
00-7651/15	E14	15W (≈81w)	alba 4000k	810	108	42	10/120
00-7651/20	E14	20W (≈116w)	alba 4000k	1160	111	42	10/80
00-7651/24	E14	24W (≈146w)	alba 4000k	1455	123	48	10/80
00-7651/26	E14	26W (≈162w)	alba 4000k	1620	126	54	10/60
00-765/3	E14	3W (≈11w)	rece 6400k	105	80	32	10/100
00-765/7	E14	7W (≈29w)	rece 6400k	285	92	37	10/100
00-765/9	E14	9W (≈41w)	rece 6400k	405	99	37	10/100
00-765/11	E14	11W (≈53w)	rece 6400k	530	110	37	10/120
00-765/13	E14	13W (≈66w)	rece 6400k	660	103	42	10/80
00-765/15	E14	15W (≈80w)	rece 6400k	800	108	42	10/80
00-765/20	E14	20W (≈116w)	rece 6400k	1155	111	42	10/80



Becuri economice - sferice E14



COD dablerom	DULIE	PUTERE (W)	LUMINA	LUMEN (lm)	DIMENSIUNI		PACK. (buc)
					L (mm)	Ø (mm)	
00-753/cald	E14	9W (≈41w)	calda 2700k	410	92	45	12/96
00-753/alb	E14	9W (≈41w)	alba 4000k	408	92	45	12/96
00-753/rece	E14	9W (≈41w)	rece 6400k	405	92	45	12/96



Becuri economice - lumanare E14



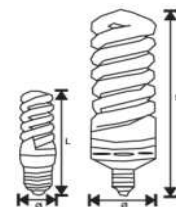
COD dablerom	DULIE	PUTERE (W)	LUMINA	LUMEN (lm)	DIMENSIUNI		PACK. (buc)
					L (mm)	Ø (mm)	
00-7326/5	E14	5W (≈19w)	calda 2700k	190	104	38	10/120
00-7326/7	E14	7W (≈30w)	calda 2700k	295	98	38	10/120
00-7326/9	E14	9W (≈41w)	calda 2700k	410	108	38	10/120
00-7326/11	E14	11W (≈51w)	calda 2700k	510	118	38	10/120



Becuri economice - spirale E27



COD dablerom	DULIE	PUTERE (W)	LUMINA	LUMEN (lm)	DIMENSIUNI		PACK. (buc)	
					L (mm)	Ø (mm)		
00-766/3	E27	3W (≈12w)	calda	2700k	120	77	32	10/100
00-766/7	E27	7W (≈29w)	calda	2700k	290	92	37	10/100
00-766/9	E27	9W (≈48w)	calda	2700k	480	99	37	10/100
00-766/11	E27	11W (≈55w)	calda	2700k	545	110	37	10/80
00-766/13	E27	13W (≈75w)	calda	2700k	750	103	42	10/80
00-766/15	E27	15W (≈82w)	calda	2700k	820	108	42	10/80
00-766/20	E27	20W (≈117w)	calda	2700k	1170	111	42	10/80
00-766/24	E27	24W (≈147w)	calda	2700k	1470	122	48	10/80
00-766/30	E27	30W (≈192w)	calda	2700k	1920	132	65	10/50
00-766/40	E27	40W (≈270w)	calda	2700k	2700	144	72	10/50
<hr/>								
00-768/7	E27	7W (≈31w)	alba	4000k	310	90	32	10/100
00-768/9	E27	9W (≈41w)	alba	4000k	415	99	37	10/100
00-768/13	E27	13W (≈67w)	alba	4000k	665	103	42	10/120
00-768/15	E27	15W (≈81w)	alba	4000k	810	108	42	10/80
00-768/20	E27	20W (≈116w)	alba	4000k	1160	111	42	10/80
00-768/24	E27	24W (≈146w)	alba	4000k	1455	122	48	10/80
00-768/30	E27	30W (≈191w)	alba	4000k	1910	132	65	10/50
00-768/40	E27	40W (≈269w)	alba	4000k	2690	144	72	10/50
00-768/65	E27	65W (≈465w)	alba	4000k	4650	265	79	6
00-768/85	E27	85W (≈565w)	alba	4000k	5650	265	106	6
<hr/>								
00-767/9	E27	9W (≈41w)	rece	6400k	405	99	37	10/120
00-767/11	E27	11W (≈53w)	rece	6400k	530	110	37	10/80
00-767/13	E27	13W (≈66w)	rece	6400k	660	103	42	10/80
00-767/15	E27	15W (≈85w)	rece	6400k	850	108	42	10/80
00-767/20	E27	20W (≈118w)	rece	6400k	1180	111	42	10/80
00-767/24	E27	24W (≈145w)	rece	6400k	1445	122	48	10/80
00-767/30	E27	30W (≈200w)	rece	6400k	2000	132	65	10/50
00-767/40	E27	40W (≈268w)	rece	6400k	2680	144	72	10/50
00-767/65	E27	65W (≈460w)	rece	6400k	4600	265	79	6
00-767/85	E27	85W (≈510w)	rece	6400k	5100	265	106	6



Becuri economice - sferice E27



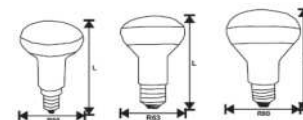
COD dablerom	DULIE	PUTERE (W)	LUMINA	LUMEN (lm)	DIMENSIUNI		PACK. (buc)	
					L (mm)	Ø (mm)		
00-754/cald	E27	9W (≈41w)	calda	2700k	410	92	45	12/96
00-754/alb	E27	9W (≈41w)	alba	4000k	408	92	45	12/96
00-754/rece	E27	9W (≈41w)	rece	6400k	405	92	45	12/96



Becuri economice - R50 / R63 / R80



COD dablerom	DULIE & TIP	PUTERE (W)	LUMINA	LUMEN (lm)	DIMENSIUNI		PACK. (buc)
					L (mm)	Ø (mm)	
00-7506/7	R50-E14	7W (≈19w)	calda 2700k	185	85	50	10/100
00-7506/8	R50-E14	8W (≈22w)	calda 2700k	215	88	50	10/60
00-7506/10	R50-E14	10W (≈24w)	calda 2700k	235	85	50	10/100
00-7501/7	R50-E14	7W (≈18w)	rece 6400k	175	85	50	10/120
00-7501/8	R50-E14	8W (≈20w)	rece 6400k	200	88	50	10/100
00-7501/10	R50-E14	10W (≈23w)	rece 6400k	225	85	50	10/100
00-7516/11	R63-E27	11W (≈30w)	calda 2700k	295	110	63	10/90
00-7516/13	R63-E27	13W (≈35w)	calda 2700k	345	110	63	10/90
00-7511/11	R63-E27	11W (≈27w)	rece 6400k	270	110	63	10/90
00-7511/13	R63-E27	13W (≈34w)	rece 6400k	335	110	63	10/90
00-752/cald	R80-E27	15W (≈45w)	calda 2700k	445	118	80	10/40
00-752/rece	R80-E27	15W (≈45w)	rece 6400k	405	118	80	10/40



Becuri economice - MR16




COD dablerom	DULIE	PUTERE (W)	LUMINA	LUMEN (lm)	DIMENSIUNI		PACK. (buc)
					L (mm)	Ø (mm)	
00-7609/rece	GU5.3	9W (≈40w)	calda 2700k	400	55	50	10/100
00-7607/rece	GU5.3	7W (≈27w)	rece 6400k	270	51	50	10/100
00-7609/rece	GU5.3	9W (≈38w)	rece 6400k	380	55	50	10/100



Becuri economice - GU 10



COD dablerom	DULIE	PUTERE (W)	LUMINA	LUMEN (lm)	DIMENSIUNI		PACK. (buc)
					L (mm)	Ø (mm)	
00-7569/cald	GU10	9W (≈40w)	calda 2700k	400	64	50	10/120
00-75611/cald	GU10	11W (≈52w)	calda 2700k	520	75	50	10/120
00-75613/cald	GU10	13W (≈64w)	calda 2700k	640	80	50	10/120
00-7557/alb	GU10	7W (≈28w)	alb 4000k	280	51	50	10/120
00-7557/rece	GU10	7W (≈27w)	rece 6400k	270	51	50	10/120
00-7569/rece	GU10	9W (≈38w)	rece 6400k	380	64	50	10/120
00-75613/rece	GU10	13W (≈62w)	rece 6400k	620	80	50	10/120

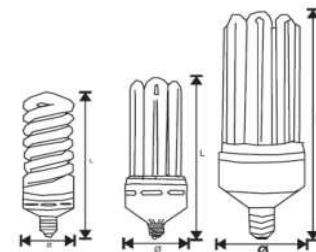


Becuri economice - spirale/6U/8U E40



COD dablerom	DULIE	PUTERE (W)	LUMINA	LUMEN (lm)	DIMENSIUNI		PACK. (buc)
00-7291/65	E40-spir	65W (≈465w)	alba 4000k	4650	L (mm)	Ø (mm)	6
00-7291/85	E40-spir	85W (≈565w)	alba 4000k	5650	272	106	6
00-7271/105	E40-6U	105W (≈630w)	alba 4000k	6300	325	106	6
00-7271/120	E40-6U	120W (≈710w)	alba 4000k	7100	345	106	6
00-7311/150	E40-8U	150W (≈815w)	alba 4000k	8150	330	125	6

00-7297/65	E40-spir	65W (≈450w)	rece 6400k	4500	280	79	6
00-7297/85	E40-spir	85W (≈550w)	rece 6400k	5500	272	106	6



E40 65W



E40 85W

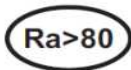


**E40 6U
105W, 120W & 150W**

Becuri PLC - 2pin



PLC



COD dablerom	DULIE	PUTERE (W)	LUMINA	LUMEN (lm)	DIMENSIUNI		PACK. (buc)
					L (mm)	Ø (mm)	
00-7176/26	G24d3	26W	calda 2700k	1600	172	34	25/100
00-7171/13	G24d1	13W	alba 4000k	780	140	34	25/100
00-7171/18	G24d2	18W	alba 4000k	1100	153	34	25/100
00-7171/26	G24d3	26W	alba 4000k	1570	172	34	25/100
00-7177/26	G24d3	26W	rece 6400k	1540	172	34	25/100



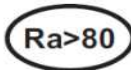
pentru sistem de pornire electromagnetic
PLC 2pin



Becuri PLC - 4pin



PLC



COD dablerom	DULIE	PUTERE (W)	LUMINA	LUMEN (lm)	DIMENSIUNI		PACK. (buc)
					L (mm)	Ø (mm)	
00-7186/26	G24q3	26W	calda 2700k	1600	170	34	25/100
00-7186/32	G24q3	32W	calda 2700k	1950	146	48	10/100
00-7181/13	G24q1	13W	alba 4000k	780	140	34	25/100
00-7181/26	G24q3	26W	alba 4000k	1570	170	34	25/100
00-7181/32	G24q3	32W	alba 4000k	1890	146	48	25/100
00-7181/42	G24q3	42W	alba 4000k	2250	170	48	25/100
00-7187/26	G24q3	26W	rece 6400k	1540	170	34	25/100




pentru sistem de pornire electronic
PLC 4pin



Tuburi Fluorescente - T8



FLUORESCENT



COD dablerom	DULIE	PUTERE (W)	LUMINA	LUMEN (lm)	DIMENSIUNI		PACK. (buc)
					L (mm)	Ø (mm)	
19-0415/rece	G13	15W	rece	6400k	560	436	25
19-0418/rece	G13	18W	rece	6400k	960	590	25
19-0430/rece	G13	30W	rece	6400k	1720	895	25
19-0436/rece	G13	36W	rece	6400k	2600	1200	25
19-0458/rece	G13	58W	rece	6400k	4080	1500	25
<hr/>							
19-0415/alb	G13	15W	alba	4000k	610	436	25
19-0418/alb	G13	18W	alba	4000k	1110	590	25
19-0430/alb	G13	30W	alba	4000k	2025	895	25
19-0436/alb	G13	36W	alba	4000k	2650	1200	25
19-0458/alb	G13	58W	alba	4000k	4250	1500	25



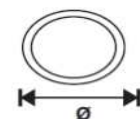
T8 Ø26mm 15W, 18W, 30W, 36W & 58W



Tuburi Fluorescente Circulare - T9



FLUORESCENT



COD dablerom	DULIE	PUTERE (W)	LUMINA	LUMEN (lm)	DIMENSIUNI		PACK. (buc)
					Ø (mm)		
00-7167/22	G10q	22W	rece	6500k	1200	210	10
00-7167/32	G10q	32W	rece	6500k	1750	300	11
00-7167/40	G10q	40W	rece	6500k	2550	400	10



T9 22W



T9 32W

T9 40W




Tuburi Fluorescente - T5



FLUORESCENT



COD dablerom	DULIE	PUTERE (W)	LUMINA	LUMEN (lm)	DIMENSIUNI		PACK. (buc)
					L (mm)	Ø (mm)	
19-040/4	G5	4W	calda 2700k	180	136	16	10/500
19-040/21	G5	21W	calda 3000k	1900	849	16	10/100
19-040/24	G5	24W	calda 3000k	1640	549	16	10/100
19-040/28	G5	28W	calda 3000k	2470	1149	16	10/100
19-040/35	G5	35W	calda 3000k	3150	1449	16	25/50
19-040/39	G5	39W	calda 3000k	2900	849	16	10/100
19-040/49	G5	49W	calda 3000k	3850	1449	16	25/50
19-040/54	G5	54W	calda 3000k	4300	1149	16	10/100
19-040/80	G5	80W	calda 3000k	5700	1449	16	25/50
19-042/8	G5	8W	alba 4000k	420	288	16	10/100
19-042/13	G5	13W	alba 4000k	840	517	16	10/100
19-042/14	G5	14W	alba 4000k	1140	549	16	10/100
19-042/21	G5	21W	alba 4000k	1850	849	16	10/100
19-042/24	G5	24W	alba 4000k	1635	549	16	10/100
19-042/28	G5	28W	alba 4000k	2470	1149	16	10/100
19-042/35	G5	35W	alba 4000k	3150	1449	16	25/50
19-042/39	G5	39W	alba 4000k	2900	849	16	10/100
19-042/49	G5	49W	alba 4000k	3850	1449	16	25/50
19-042/54	G5	54W	alba 4000k	4200	1149	16	10/100
19-042/80	G5	80W	alba 4000k	5700	1449	16	25/50
19-041/6	G5	6W	rece 6400k	280	212	16	10/100
19-041/8	G5	8W	rece 6400k	450	288	16	10/100
19-041/13	G5	13W	rece 6400k	950	517	16	10/100
19-041/14	G5	14W	rece 6400k	1045	549	16	10/100
19-041/21	G5	21W	rece 6400k	1660	849	16	10/100
19-041/24	G5	24W	rece 6400k	1590	549	16	10/100
19-041/28	G5	28W	rece 6400k	2350	1149	16	10/100
19-041/35	G5	35W	rece 6400k	2890	1449	16	25/50
19-041/39	G5	39W	rece 6400k	2760	849	16	10/100
19-041/49	G5	49W	rece 6400k	3650	1449	16	25/50
19-041/54	G5	54W	rece 6400k	4000	1149	16	10/100
19-041/80	G5	80W	rece 6400k	5500	1449	16	25/50
00-715/8	G5	8W	black light		288	16	10/500
00-715/13	G5	13W	black light		517	16	10/200
00-715/21	G5	21W	black light		849	16	25



4-6-8-13-14-21-24-28-35-39-49-54-80W



Becuri cu LED COG - lumanare E14



COG LED



230V



25.000h



90%

Ra>80



COD dablerom	DULIE & TIP	PUTERE (W)	LUMINA	LUMEN (lm)	DIMENSIUNI		PACK. (buc)
					L (mm)	Ø (mm)	
13-1401200	E14-clar	2W (≈22w)	calda 2800k	220	98	35	10/120
13-1401400	E14-clar	4W (≈42w)	calda 2800k	420	98	35	10/120
13-140120	E14-clar	2W (≈23w)	rece 5800k	230	98	35	10/120
13-140140	E14-clar	4W (≈44w)	rece 5800k	440	98	35	10/120
13-1403400	E14-mat	4W (≈42w)	calda 2800k	420	98	35	10/120
13-140340	E14-mat	4W (≈44w)	rece 5800k	440	98	35	10/120



COG LED



230V



25.000h



90%

Ra>80



COD dablerom	DULIE & TIP	PUTERE (W)	LUMINA	LUMEN (lm)	DIMENSIUNI		PACK. (buc)
					L (mm)	Ø (mm)	
13-1404009	E14-clar	4W (≈42w)	calda 2800k	420	98	35	10/120
13-140409	E14-clar	4W (≈44w)	rece 5800k	440	98	35	10/120
13-14034009	E14-mat	4W (≈42w)	calda 2800k	420	98	35	10/120
13-1403409	E14-mat	4W (≈44w)	rece 5800k	440	98	35	10/120



Becuri cu LED COG ornament - lumanare E14



COG LED



230V



25.000h



90%

Ra>80



COD dablerom	DULIE & TIP	PUTERE (W)	LUMINA	LUMEN (lm)	DIMENSIUNI		PACK. (buc)
					L (mm)	Ø (mm)	
13-14014002	E14-clar	4W (≈42w)	calda 2800k	420	121	35	10/120
13-14034002	E14-mat	4W (≈42w)	calda 2800k	420	121	35	10/120



COG LED



230V



25.000h



90%

Ra>80



COD dablerom	DULIE & TIP	PUTERE (W)	LUMINA	LUMEN (lm)	DIMENSIUNI		PACK. (buc)
					L (mm)	Ø (mm)	
13-140140029	E14-clar	4W (≈42w)	calda 2800k	420	121	35	10/120
13-140340029	E14-mat	4W (≈42w)	calda 2800k	420	121	35	10/120



Becuri cu LED - lumanare E14



LED



230V



25.000h



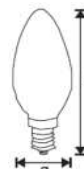
Energy Saving 90%

Ra>80



CE

RoHS 2002/95/EC



COD dablerom	DULIE & TIP	PUTERE (W)	LUMINA	LUMEN (lm)	DIMENSIUNI		PACK. (buc)
					L (mm)	Ø (mm)	
06-732/cald	E14-mat	3W (≈25w)	calda 3000k	250	102	37	10/120
06-7325/cald	E14-mat	5W (≈40w)	calda 3000k	400	102	37	10/120
13-1402600	E14-mat	6W (≈48w)	calda 3000k	480	102	37	10/120
13-140251	E14-mat	5W (≈41w)	alba 4000k	410	102	37	10/120
13-140261	E14-mat	6W (≈49w)	alba 4000k	490	102	37	10/120
06-732/rece	E14-mat	3W (≈26w)	rece 6200k	260	102	37	10/120
06-7325/rece	E14-mat	5W (≈42w)	rece 6200k	420	102	37	10/120
13-140260	E14-mat	6W (≈50w)	rece 6200k	500	102	37	10/120



E14 3W, 5W & 6W

LED



230V



25.000h



Energy Saving 90%

Ra>80



CE

RoHS 2002/95/EC



Dimmable

COD dablerom	DULIE & TIP	PUTERE (W)	LUMINA	LUMEN (lm)	DIMENSIUNI		PACK. (buc)
					L (mm)	Ø (mm)	
06-73269/cald	E14-mat	6W (≈45w)	calda 3000k	450	104	37	10/120
06-73379/cald	E14-mat	7W (≈56w)	calda 3000k	560	100	37	10/120
06-73269/rece	E14-mat	6W (≈46w)	rece 6200k	460	102	37	10/100
06-73379/rece	E14-mat	7W (≈60w)	rece 6200k	600	100	37	10/120



E14 6W



E14 7W aluminu

Becuri cu LED ornament - lumanare E14



LED



230V



25.000h



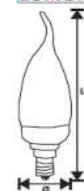
Energy Saving 90%

Ra>80



CE

RoHS 2002/95/EC



COD dablerom	DULIE	PUTERE (W)	LUMINA	LUMEN (lm)	DIMENSIUNI		PACK. (buc)
					L (mm)	Ø (mm)	
06-7375/cald	E14	5W (≈40w)	calda 3000k	400	128	37	10/120
06-7376/cald	E14	6W (≈48w)	calda 3000k	480	125	37	10/120
13-1407002	E14	7W (≈62w)	calda 3000k	620	128	37	10/120
06-7375/rece	E14	5W (≈42w)	rece 6200k	420	128	37	10/120
06-7376/rece	E14	6W (≈50w)	rece 6200k	500	128	37	10/120
13-140702	E14	7W (≈64w)	rece 6200k	640	128	37	10/120



E14 5W & 6W



E14 7W aluminu

Becuri cu LED COG - sferice E14



**COG
LED**



230V



25.000h



Energy Saving 90%

Ra>80



CE

RoHS 2002/95/EC

COD dablerom	DULIE & TIP	PUTERE (W)	LUMINA	LUMEN (lm)	DIMENSIUNI		PACK. (buc)
					L (mm)	Ø (mm)	
13-1411400	E14-clar	4W (≈42w)	calda 2800k	420	76	45	12/96
13-1413400	E14-mat	4W (≈42w)	calda 2800k	420	74	45	12/96
13-141340	E14-mat	4W (≈44w)	rece 5800k	440	74	45	12/96



E14 4W



E14 4W



**COG
LED**



230V



25.000h



Energy Saving 90%

Ra>80



CE

RoHS 2002/95/EC

COD dablerom	DULIE & TIP	PUTERE (W)	LUMINA	LUMEN (lm)	DIMENSIUNI		PACK. (buc)
					L (mm)	Ø (mm)	
13-14114009	E14-clar	4W (≈42w)	calda 2800k	420	76	45	12/96
13-14134009	E14-mat	4W (≈42w)	calda 2800k	420	76	45	12/96
13-1413409	E14-mat	4W (≈44w)	rece 5800k	440	76	45	12/96



Dimmable



E14 4W



E14 4W

Becuri cu LED COG - sferice E27



**COG
LED**



230V



25.000h



Energy Saving 90%

Ra>80



CE

RoHS 2002/95/EC


COD dablerom	DULIE & TIP	PUTERE (W)	LUMINA	LUMEN (lm)	DIMENSIUNI		PACK. (buc)
					L (mm)	Ø (mm)	
13-2711400	E27-clar	4W (≈42w)	calda 2800k	420	76	45	12/96
13-2713400	E27-mat	4W (≈42w)	calda 2800k	420	74	45	12/96
13-271340	E27-mat	4W (≈44w)	rece 5800k	440	74	45	12/96



E27 4W



E27 4W



**COG
LED**



230V



25.000h



Energy Saving 90%

Ra>80



CE

RoHS 2002/95/EC

COD dablerom	DULIE & TIP	PUTERE (W)	LUMINA	LUMEN (lm)	DIMENSIUNI		PACK. (buc)
					L (mm)	Ø (mm)	
13-27114009	E27-clar	4W (≈42w)	calda 2800k	420	76	45	12/96
13-27134009	E27-mat	4W (≈42w)	calda 2800k	420	76	45	12/96
13-2713409	E27-mat	4W (≈44w)	rece 5800k	440	76	45	12/96



Dimmable



E27 4W

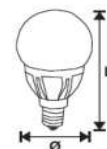


E27 4W

Becuri cu LED - sferice E14



COD dablerom	DULIE & TIP	PUTERE (W)	LUMINA	LUMEN (lm)	DIMENSIUNI		PACK. (buc)
					L (mm)	Ø (mm)	
06-753/cald	E14-mat	3W (≈25w)	calda 3000k	250	77	45	10/80
06-7535/cald	E14-mat	5W (≈40w)	calda 3000k	400	77	45	10/80
13-1412600	E14-mat	6W (≈48w)	calda 3000k	480	82	45	10/80
13-141251	E14-mat	5W (≈41w)	alba 4000k	410	77	45	10/80
13-141261	E14-mat	6W (≈49w)	alba 4000k	490	82	45	10/80
06-753/rece	E14-mat	3W (≈26w)	rece 6200k	260	77	45	10/80
06-7535/rece	E14-mat	5W (≈42w)	rece 6200k	420	77	45	10/80
13-141260	E14-mat	6W (≈50w)	rece 6200k	500	82	45	10/80



E14 3W, 5W & 6W



COD dablerom	DULIE & TIP	PUTERE (W)	LUMINA	LUMEN (lm)	DIMENSIUNI		PACK. (buc)
					L (mm)	Ø (mm)	
13-14126009	E14-mat	6W (≈45w)	calda 3000k	450	77	45	10/80
06-75579/cald	E14-mat	7W (≈58w)	calda 3000k	580	77	45	10/80
06-7559/rece	E14-mat	5W (≈40w)	rece 6000k	400	91	45	10/50
06-75569/rece	E14-mat	6W (≈49w)	rece 6200k	490	77	45	10/40



Dimmable



E14 5W
aluminium

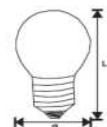
E14 6W

E14 6W & 7W
aluminium

Becuri cu LED - sferice E27



COD dablerom	DULIE & TIP	PUTERE (W)	LUMINA	LUMEN (lm)	DIMENSIUNI		PACK. (buc)
					L (mm)	Ø (mm)	
06-754/cald	E27-mat	3W (≈25w)	calda 3000k	250	74	45	10/80
06-7545/cald	E27-mat	5W (≈40w)	calda 3000k	400	74	45	10/80
13-2712600	E27-mat	6W (≈48w)	calda 3000k	480	74	45	10/80
13-271251	E27-mat	5W (≈41w)	alba 4000k	410	74	45	10/80
13-271261	E27-mat	6W (≈49w)	alba 4000k	490	82	45	10/80
06-754/rece	E27-mat	3W (≈26w)	rece 6200k	260	74	45	10/80
06-7545/rece	E27-mat	5W (≈42w)	rece 6200k	420	74	45	10/80
13-271260	E27-mat	6W (≈50w)	rece 6200k	500	74	45	10/80



E27 3W, 5W & 6W



COD dablerom	DULIE & TIP	PUTERE (W)	LUMINA	LUMEN (lm)	DIMENSIUNI		PACK. (buc)
					L (mm)	Ø (mm)	
13-27126009	E27-mat	6W (≈45w)	calda 3000k	450	82	45	10/80
06-75679/cald	E27-mat	7W (≈58w)	calda 3000k	580	77	45	10/80
06-7569/rece	E27-mat	5W (≈40w)	rece 6000k	400	91	45	10/50
06-75669/rece	E27-mat	6W (≈49w)	rece 6200k	490	77	45	10/40



Dimmable

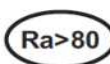


E27 5W
aluminium

E27 6W

E27 6W & 7W
aluminium

Becuri cu LED COG - para E27



COD dablerom	DULIE & TIP	PUTERE (W)	LUMINA	LUMEN (lm)	DIMENSIUNI		PACK.
					L (mm)	Ø (mm)	(buc)
13-2721400	E27-clar	4W (≈47w)	calda 2800k	470	105	60	12/48
13-2721600	E27-clar	6W (≈72w)	calda 2800k	720	105	60	12/48
13-2721800	E27-clar	8W (≈105w)	calda 2800k	1050	110	66	12/48
13-27211000	E27-clar	10W (≈110w)	calda 2800k	1100	110	66	12/48
13-2723600	E27-mat	6W (≈72w)	calda 2800k	720	110	60	12/48
13-2723800	E27-mat	8W (≈105w)	calda 2800k	1050	110	66	12/48
13-272360	E27-mat	6W (≈76w)	rece 5800k	760	110	60	12/48
13-272380	E27-mat	8W (≈110w)	rece 5800k	1100	110	66	12/48
13-272781	E27-laptos	8W (≈104w)	alb 4000k	1040	110	66	12/48
13-2727101	E27-laptos	10W (≈115w)	alb 4000k	1150	110	66	12/48



E27 4W & 6W



E27 8W & 10W



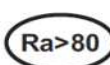
E27 4W & 6W



E27 8W



E27 8W & 10W



COD dablerom	DULIE & TIP	PUTERE (W)	LUMINA	LUMEN (lm)	DIMENSIUNI		PACK.
					L (mm)	Ø (mm)	(buc)
13-27214009	E27-clar	4W (≈47w)	calda 2800k	470	105	60	12/48
13-27216009	E27-clar	6W (≈72w)	calda 2800k	720	105	60	12/48
13-27218009	E27-clar	8W (≈105w)	calda 2800k	1050	110	60	12/48
13-27234009	E27-mat	4W (≈47w)	calda 2800k	470	105	60	12/48
13-27236009	E27-mat	6W (≈72w)	calda 2800k	720	105	60	12/48
13-2723409	E27-mat	4W (≈50w)	rece 5800k	500	105	60	12/48
13-2723609	E27-mat	6W (≈76w)	rece 5800k	760	105	60	12/48



Dimmable



E27 4W & 6W

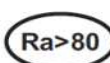


E27 8W



E27 4W & 6W

Becuri Decorative cu LED COG - E27



COD dablerom	DULIE & TIP	PUTERE (W)	LUMINA	LUMEN (lm)	DIMENSIUNI		PACK.
					L (mm)	Ø (mm)	(buc)
13-2766009	E27-clar	6W (≈72w)	calda 2800k	720	140	64	12/48
13-27866009	E27-auriu	6W (≈60w)	calda 2200k	600	140	64	12/48

AVOCADO



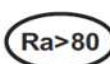
E27 6W



E27 6W



Dimmable



COD dablerom	DULIE & TIP	PUTERE (W)	LUMINA	LUMEN (lm)	DIMENSIUNI		PACK.
					L (mm)	Ø (mm)	(buc)
13-2736009	E27-clar	6W (≈72w)	calda 2800k	720	125	30	10/100
13-27836009	E27-auriu	6W (≈50w)	calda 2200k	500	225	30	10/100

TUB



E27 6W



Dimmable

Becuri cu LED - para E27



COD dablerom	DULIE	PUTERE (W)	LUMINA	LUMEN (lm)	DIMENSIUNI		PACK. (buc)
					L (mm)	Ø (mm)	
13-2722600	E27	6W (≈50w)	calda 3000k	500	110	60	8/48
13-2722800	E27	8W (≈64w)	calda 3000k	640	110	60	8/48
13-27221000	E27	10W (≈83w)	calda 3000k	830	110	60	8/48
13-27221200	E27	12W (≈100w)	calda 3000k	1000	110	60	8/48
13-27221500	E27	15W (≈125w)	calda 3000k	1250	127	65	8/48
13-272261	E27	6W (≈51w)	alba 4000k	510	110	60	8/48
13-272281	E27	8W (≈65w)	alba 4000k	650	110	60	8/48
13-2722101	E27	10W (≈84w)	alba 4000k	840	110	60	8/48
13-2722121	E27	12W (≈104w)	alba 4000k	1040	110	60	8/48
13-2722151	E27	15W (≈138w)	alba 4000k	1380	127	65	8/48
13-272260	E27	6W (≈52w)	rece 6200k	520	110	60	8/48
13-272280	E27	8W (≈66w)	rece 6200k	660	110	60	8/48
13-2722100	E27	10W (≈86w)	rece 6200k	860	110	60	8/48
13-2722120	E27	12W (≈105w)	rece 6200k	1050	110	60	8/48
13-2722150	E27	15W (≈140w)	rece 6200k	1400	127	65	8/48



E27 6W, 8W, 10W, 12W & 15W




Dimmable

COD dablerom	DULIE	PUTERE (W)	LUMINA	LUMEN (lm)	DIMENSIUNI		PACK. (buc)
					L (mm)	Ø (mm)	
13-27228009	E27	8W (≈62w)	calda 3000k	620	110	60	8/48
13-272210009	E27	10W (≈80w)	calda 3000k	800	110	60	8/48
13-272212009	E27	12W (≈100w)	calda 3000k	1000	110	60	8/48
13-2722809	E27	8W (≈64w)	rece 6200k	640	110	60	8/48
13-27221009	E27	10W (≈82w)	rece 6200k	820	110	60	8/48
13-27221209	E27	12W (≈105w)	rece 6200k	1050	110	60	8/48



E27 8W, 10W & 12W

Becuri cu LED - colorate E27



COD dablerom	DULIE	PUTERE (W)	LUMINA	DIMENSIUNI		PACK. (buc)
				L (mm)	Ø (mm)	
06-728/R	E27	7W (≈50w)	rosie	106	55	10/60
06-728/G	E27	10W (≈75w)	galbena (antiinsecte)	113	60	10/60
06-728/A	E27	7W (≈50w)	albastra	106	55	10/60
06-728/V	E27	7W (≈50w)	verde	106	55	10/60



E27 7W



E27 10W



E27 7W



E27 7W

Becuri cu LED - cu fotocelula E27



COD dablerom	DULIE	PUTERE (W)	LUMINA	LUMEN (lm)	DIMENSIUNI		PACK. (buc)
					L (mm)	Ø (mm)	
13-2771	E27	7W (≈55w)	alba 4000k	550	115	60	6/48
13-27101	E27	10W (≈80w)	alba 4000k	800	115	60	6/48



E27 7W & 10W

Becuri cu LED - cu sensor de miscare E27



COD dablerom	DULIE	PUTERE (W)	LUMINA	LUMEN (lm)	DIMENSIUNI		PACK. (buc)
					L (mm)	Ø (mm)	
4-3101	E27	10W (≈85w)	alba 4000k	850	110	60	8/48



E27 10W
plastic
activare la 10 Lux
distanța detectie 5m
360°

Becuri cu LED - para 12V E27



COD dablerom	DULIE	PUTERE (W)	LUMINA	LUMEN (lm)	DIMENSIUNI		PACK. (buc)
					L (mm)	Ø (mm)	
06-73612/6	E27	6W (≈49w)	alba 4000k	490	110	60	8/48
06-73612/8	E27	8W (≈65w)	alba 4000k	650	110	60	8/48
06-73612/10	E27	10W (≈81w)	alba 4000k	810	110	60	8/48
06-73612/12	E27	12W (≈103w)	alba 4000k	1030	110	60	8/48

12V AC/DC



E27 6W, 8W, 10W & 12W

Becuri cu LED - para 24V E27



COD dablerom	DULIE	PUTERE (W)	LUMINA	LUMEN (lm)	DIMENSIUNI		PACK. (buc)
					L (mm)	Ø (mm)	
06-73624/6	E27	6W (≈49w)	alba 4000k	490	110	60	8/48
06-73624/8	E27	8W (≈65w)	alba 4000k	650	110	60	8/48
06-73624/10	E27	10W (≈81w)	alba 4000k	810	112	60	8/48
06-73624/12	E27	12W (≈103w)	alba 4000k	1030	112	60	8/48

24V AC/DC



E27 6W, 8W, 10W & 12W

Becuri cu LED - R50 / R63 / R80



LED



230V



25.000h




Energy Saving 90%

Ra>80



CE

RoHS 2002/95/EC



COD dablerom	DULIE & TIP	PUTERE (W)	LUMINA	LUMEN (lm)	DIMENSIUNI		PACK. (buc)
					L (mm)	Ø (mm)	
13-1432500	R50-E14	5W (≈35w)	calda 3000k	350	83	50	10/100
13-1432700	R50-E14	7W (≈56w)	calda 3000k	560	83	50	10/100
13-143250	R50-E14	5W (≈38w)	rece 6200k	380	83	50	10/100
13-143270	R50-E14	7W (≈62w)	rece 6200k	620	83	50	10/100



E14 5W & 7W

LED



230V



25.000h



Energy Saving 90%

Ra>80



CE

RoHS 2002/95/EC



COD dablerom	DULIE & TIP	PUTERE (W)	LUMINA	LUMEN (lm)	DIMENSIUNI		PACK. (buc)
					L (mm)	Ø (mm)	
13-2742600	R63-E27	6W (≈50w)	calda 3000k	500	102	63	12/48
13-2742800	R63-E27	8W (≈64w)	calda 3000k	640	102	63	12/48
13-27421000	R63-E27	10W (≈81w)	calda 3000k	810	102	63	12/48
13-274260	R63-E27	6W (≈55w)	rece 6200k	550	102	63	12/48
13-274280	R63-E27	8W (≈65w)	rece 6200k	650	102	63	12/48
13-2742100	R63-E27	10W (≈93w)	rece 6200k	930	102	63	12/48



R63 E27 6W, 8W & 10W

LED



230V



25.000h



Energy Saving 90%

Ra>80



CE

RoHS 2002/95/EC



COD dablerom	DULIE & TIP	PUTERE (W)	LUMINA	LUMEN (lm)	DIMENSIUNI		PACK. (buc)
					L (mm)	Ø (mm)	
06-75208/cald	R80-E27	8W (≈63w)	calda 3000k	630	115	80	10/40
06-75212/cald	R80-E27	12W (≈95w)	calda 3000k	950	115	80	10/40
06-75208/rece	R80-E27	8W (≈68w)	rece 6200k	680	115	80	10/40
06-75212/rece	R80-E27	12W (≈100w)	rece 6200k	1000	115	80	10/40



R80 E27 8W & 12W

Becuri cu LED COG - Glob E27 - transparent



**COG
LED**



230V



25.000h



Energy Saving
90%

Ra>80



CE

RoHS
2002/95/EC

COD dablerom	DULIE & TIP	PUTERE (W)	LUMINA	LUMEN (lm)	DIMENSIUNI		PACK. (buc)
13-271100800	Ø95-E27	8W (≈105w)	calda 2800k	1050	L (mm) 135	Ø (mm) 95	6/48
13-271125800	Ø125-E27	8W (≈105w)	calda 2800k	1050	L (mm) 174	Ø (mm) 125	6/24
13-2711251000	Ø125-E27	10W (≈150w)	calda 2800k	1500	L (mm) 174	Ø (mm) 125	6/24



E27 6W & 8W Ø95



E27 8W & 10W Ø125

**COG
LED**



230V



25.000h



Energy Saving
90%

Ra>80



CE

RoHS
2002/95/EC

COD dablerom	DULIE & TIP	PUTERE (W)	LUMINA	LUMEN (lm)	DIMENSIUNI		PACK. (buc)
13-2711006009	Ø95-E27	6W (≈78w)	calda 2800k	780	L (mm) 135	Ø (mm) 95	6/48
13-2711256009	Ø125-E27	6W (≈78w)	calda 2800k	780	L (mm) 174	Ø (mm) 125	6/24
13-2711258009	Ø125-E27	8W (≈105w)	calda 2800k	1050	L (mm) 174	Ø (mm) 125	6/24
13-27110009	Ø125-E27	10W (≈150w)	calda 2800k	1500	L (mm) 174	Ø (mm) 125	6/24



E27 6W Ø95



Dimmable



E27 8W & 10W Ø125

Becuri cu LED COG - Glob E27 - alb laptos



**COG
LED**



230V



25.000h



Energy Saving
90%

Ra>80



CE

RoHS
2002/95/EC

COD dablerom	DULIE & TIP	PUTERE (W)	LUMINA	LUMEN (lm)	DIMENSIUNI		PACK. (buc)
13-27710081	Ø95-E27	8W (≈104w)	alba 4000k	1040	L (mm) 135	Ø (mm) 95	6/48
13-277125101	Ø125-E27	10W (≈151w)	alba 4000k	1510	L (mm) 174	Ø (mm) 125	6/24



E27 8W Ø95



E27 10W Ø125

Becuri cu LED COG - Glob E27 - auriu



**COG
LED**



230V



25.000h



Energy Saving
90%

Ra>80



CE

RoHS
2002/95/EC

COD dablerom	DULIE & TIP	PUTERE (W)	LUMINA	LUMEN (lm)	DIMENSIUNI		PACK. (buc)
13-2781006009	Ø95-E27	6W (≈60w)	calda 2200k	600	L (mm) 135	Ø (mm) 95	6/48
13-2781256009	Ø125-E27	6W (≈60w)	calda 2200k	600	L (mm) 174	Ø (mm) 125	6/24



E27 6W Ø95



Dimmable



E27 6W Ø125

Becuri cu LED - Glob E27



LED



230V



25.000h



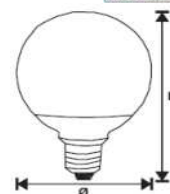
Energy Saving 90%

Ra>80



CE

RoHS 2002/95/EC



COD dablerom	DULIE & TIP	PUTERE (W)	LUMINA	LUMEN (lm)	DIMENSIUNI		PACK. (buc)
					L (mm)	Ø (mm)	
13-272951200	Ø95-E27	12W (≈105w)	calda 3000k	1050	140	95	8/16
13-27295121	Ø95-E27	12W (≈110w)	alba 4000k	1100	140	95	8/16
13-27295120	Ø95-E27	12W (≈115w)	rece 6200k	1150	140	95	8/16
13-272951500	Ø95-E27	15W (≈135w)	calda 3000k	1350	140	95	8/16
13-27295151	Ø95-E27	15W (≈140w)	alba 4000k	1400	140	95	8/16
13-27295150	Ø95-E27	15W (≈145w)	rece 6200k	1450	140	95	8/16
06-738/alb	Ø105-E27	15W (≈140w)	alba 4000k	1400	150	105	6/12
13-2721201800	Ø120-E27	18W (≈152w)	calda 3000k	1520	156	120	6/12
13-272120181	Ø120-E27	18W (≈158w)	alba 4000k	1580	156	120	6/12
13-272120180	Ø120-E27	18W (≈160w)	rece 6200k	1600	156	120	6/12
13-2721202000	Ø120-E27	20W (≈168w)	calda 3000k	1680	156	120	6/12
13-272120201	Ø120-E27	20W (≈175w)	alba 4000k	1750	156	120	6/12
13-272120200	Ø120-E27	20W (≈180w)	rece 6200k	1800	156	120	6/12
06-74115/cald	Ø125-E27	15W (≈135w)	calda 3000k	1350	161	125	6/18
06-74115/rece	Ø125-E27	15W (≈145w)	rece 6200k	1450	161	125	6/18
06-74120/cald	Ø125-E27	20W (≈184w)	calda 3000k	1840	161	125	6/24
06-74120/rece	Ø125-E27	20W (≈186w)	rece 6200k	1860	161	125	6/24



Globe Ø95 E27 12W & 15W



Globe Ø105 E27 15W



Globe Ø120 E27 18W & 20W



Globe Ø125 E27 15W & 20W

LED



230V



25.000h



Energy Saving 90%

Ra>80



CE

RoHS 2002/95/EC



Dimmable

COD dablerom	DULIE & TIP	PUTERE (W)	LUMINA	LUMEN (lm)	DIMENSIUNI		PACK. (buc)
					L (mm)	Ø (mm)	
06-7389/cald	Ø105-E27	15W (≈135w)	calda 3000k	1350	150	105	6/12
06-741159/cald	Ø120-E27	15W (≈140w)	calda 3000k	1400	156	120	6/12
06-741159/rece	Ø120-E27	15W (≈155w)	rece 6200k	1550	156	120	6/12
06-741209/cald	Ø125-E27	20W (≈176w)	calda 3000k	1760	161	125	6/24
06-741209/rece	Ø125-E27	20W (≈180w)	rece 6200k	1800	161	125	6/24



Globe Ø105 E27 15W



Globe Ø120 E27 15W




Globe Ø125 E27 15W

Becuri cu LED tip ciuperca - E27



COD dablerom	DULIE	PUTERE (W)	LUMINA	LUMEN (lm)	DIMENSIUNI		PACK. (buc)	
					L (mm)	Ø (mm)		
13-27000201	E27	20W (≈170w)	alba	4000k	1700	85	150	6
13-27000301	E27	30W (≈230w)	alba	4000k	2300	100	200	9



Becuri cu LED pt. exterior - "SL" IP44 E27



COD dablerom	DULIE	PUTERE (W)	LUMINA	LUMEN (lm)	DIMENSIUNI		PACK. (buc)	
					L (mm)	Ø (mm)		
13-2770151	E27	15W (≈130w)	alba	4000k	1300	125	65	10/40
13-2770150	E27	15W (≈130w)	rece	6200k	1300	125	65	10/40
06-7191/20	E27	20W (≈170w)	alba	4000k	1700	147	80	12/24
06-7191/30	E27	30W (≈260w)	alba	4000k	2600	180	100	14/28
06-7191/40	E27	40W (≈370w)	alba	4000k	3700	210	118	6/18
06-7191/50	E27	50W (≈470w)	alba	4000k	4700	230	130	4/12



Becuri cu LED - "HIGH BAY" E27/E40



COD dablerom	DULIE	PUTERE (W)	LUMINA	LUMEN (lm)	DIMENSIUNI		PACK. (buc)	
					L (mm)	Ø (mm)		
13-2790201	E27	20W (≈185w)	alba	4000k	1850	146	80	6/24
13-2790241	E27	24W (≈220w)	alba	4000k	2200	146	80	6/24
13-2790301	E27	30W (≈260w)	alba	4000k	2600	146	80	6/24
06-7631/50	E27	50W (≈470w)	alba	4000k	4700	166	88	1/4/16
06-7631/70	E27	70W (≈710w)	alba	4000k	7100	166	88	1/4/16
06-7631/100	E27	100W (≈990w)	alba	4000k	9900	188	98	1/4/16
06-7631/150	E40	150W (≈1480w)	alba	4000k	14800	230	114	1/5/15



ATENTIE : Becurile "HIGH BAY" nu trebuie sa fie montate in corpuri inchise

Becuri cu led - tip PLC



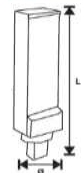
LED



COD dablerom	DULIE	PUTERE (W)	LUMINA	LUMEN (lm)	DIMENSIUNI		PACK. (buc)
13-11241	G24d	11W	alba 4000k	1300	164	36	1/10



G24d 2pin 11W



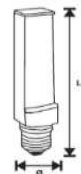
LED



COD dablerom	DULIE	PUTERE (W)	LUMINA	LUMEN (lm)	DIMENSIUNI		PACK. (buc)
13-11271	E27	11W	alba 4000k	1400	164	36	1/10




E27 11W



Tuburi cu LED SMD - T8




LED



COD dablerom	DULIE	PUTERE (W)	LUMINA	LUMEN (lm)	DIMENSIUNI		PACK. (buc)
13-00900	G13	9W	calda 3000k	760	600		12
13-091	G13	9W	alba 4000k	780	600		12
13-090	G13	9W	rece 6000k	810	600		12
13-01800	G13	18W	calda 3000k	1800	1200		12
13-0181	G13	18W	alba 4000k	1800	1200		12
13-0180	G13	18W	rece 6000k	1900	1200		12
13-02201	G13	20W	alba 4000k	1650	1200		12
13-02200	G13	20W	rece 6000k	1700	1200		12
13-02300	G13	23W	calda 3000k	2200	1500		12
13-0231	G13	23W	alba 4000k	2200	1500		12
13-0230	G13	23W	rece 6000k	2200	1500		12
13-0251	G13	25W	alba 4000k	2300	1500		12
13-0250	G13	25W	rece 6000k	2400	1500		12

alimentare
la amandoua capate



COD dablerom	DULIE	PUTERE (W)	LUMINA	LUMEN (lm)	DIMENSIUNI		PACK. (buc)
13-0191	G13	9W	alba 4000k	900	600		12
13-0190	G13	9W	rece 6200k	900	600		12
13-01181	G13	18W	alba 4000k	1800	1200		12
13-01180	G13	18W	rece 6200k	1800	1200		12
13-01231	G13	23W	alba 4000k	2200	1500		12
13-01230	G13	23W	rece 6200k	2200	1500		12

alimentare
la un singur capat



Becuri cu LED - AR111 G53



LED



12V AC/DC



Ra>80



COD dablerom	DULIE	PUTERE (W)	LUMINA	LUMEN (lm)	DIMENSIUNI		PACK. (buc)
00-604111/cald	G53	12W (≈86w)	calda 3000k	860	L (mm)	Ø (mm)	1/6/24
00-604111/alb	G53	12W (≈87w)	alba 4000k	870	57	110	1/6/24
00-604111/rece	G53	12W (≈88w)	rece 6200k	880	57	110	1/6/24



LED



12V AC/DC



Ra>80



13-1111236009	G53	12W (≈86w)	calda 3000k	860	57	110	1/6/24
13-111123619	G53	12W (≈87w)	alba 4000k	870	57	110	1/6/24
13-111123609	G53	12W (≈88w)	rece 6200k	880	57	110	1/6/24



LED



12V/230V



Ra>80



00-604112/cald	G53	13W (≈90w)	calda 3000k	900	58	110	1/6/24
00-604112/rece	G53	13W (≈95w)	rece 6200k	950	58	110	1/6/24



Becuri cu LED - AR111 GU10



LED



230V



Ra>80



COD dablerom	DULIE	PUTERE (W)	LUMINA	LUMEN (lm)	DIMENSIUNI		PACK. (buc)
00-604113/cald	GU10	12W (≈86w)	calda 3000k	860	L (mm)	Ø (mm)	1/6/24
00-604113/alb	GU10	12W (≈87w)	alba 4000k	870	70	110	1/6/24
00-604113/rece	GU10	12W (≈88w)	rece 6200k	880	70	110	1/6/24



LED



230V



Ra>80



00-604114/cald	GU10	12W (≈86w)	calda 3000k	860	70	110	1/6/24
00-604114/alb	GU10	12W (≈87w)	alba 4000k	870	70	110	1/6/24
00-604114/rece	GU10	12W (≈88w)	rece 6200k	880	70	110	1/6/24



Becuri cu LED - PAR30 E27



LED



230V



25.000h



90%

Ra>80



CE

RoHS
2002/95/EC

COD dablerom	DULIE	PUTERE (W)	LUMINA	LUMEN (lm)	DIMENSIUNI		PACK. (buc)
13-30123600	E27	12W (≈90w)	calda 3000k	900	93	90	1/6/24
13-3012360	E27	12W (≈92w)	rece 6200k	920	93	90	1/6/24



PAR30 E27 230V 12W

LED



230V



25.000h



90%

Ra>80



CE

RoHS
2002/95/EC

13-301236009	E27	12W (≈90w)	calda 3000k	900	93	90	1/6/24
13-30123609	E27	12W (≈92w)	rece 6200k	920	93	90	1/6/24



PAR30 E27 230V 12W

Becuri cu LED - PAR38 E27 IP65



LED



230V



25.000h



90%

Ra>80



CE

RoHS
2002/95/EC

COD dablerom	DULIE	PUTERE (W)	LUMINA	LUMEN (lm)	DIMENSIUNI		PACK. (buc)
13-381500	E27	15W (≈120w)	calda 3000k	1200	134	122	1/6/18
13-38155	E27	15W	verde		134	122	1/6/18



230V 15W 100° IP-65

Becuri cu LED pentru piscina - PAR56



LED

12V AC/DC



25.000h



90%

Ra>80



CE

RoHS
2002/95/EC

COD dablerom	PUTERE (W)	LUMINA	LUMEN (lm)	DIMENSIUNI		PACK. (buc)
13-572000	20W (≈182w)	calda 3000k	1820	108	177	1/10
13-57200	20W (≈190w)	rece 6200k	1900	108	177	1/10
13-57204	20W	albastra		108	177	1/10



12VAC/DC 20W

Becuri cu LED SMD - MR11 (Ø35mm)



COD dablerom	DULIE	PUTERE (W)	LUMINA	LUMEN (lm)	DIMENSIUNI		PACK. (buc)
					L (mm)	Ø (mm)	
06-76924/cald	GU4	2W (≈20w)	calda 3000k	200	31	35	10/100
06-76924/rece	GU4	2W (≈22w)	rece 6200k	220	31	35	10/100



COD dablerom	DULIE	PUTERE (W)	LUMINA	LUMEN (lm)	DIMENSIUNI		PACK. (buc)
					L (mm)	Ø (mm)	
06-80102/cald	GU10	2W (≈20w)	calda 3000k	200	43	35	10/120
06-80102/rece	GU10	2W (≈22w)	rece 6200k	220	43	35	10/120



Becuri cu power LED - MR11 (Ø35mm)



COD dablerom	DULIE	PUTERE (W)	LUMINA	LUMEN (lm)	DIMENSIUNI		PACK. (buc)	PRET / BUC.
					L (mm)	Ø (mm)		
06-890/cald	GU4	3W (≈21w)	calda 3000k	210	33	35	10/120	
06-890/rece	GU4	3W (≈22w)	rece 6200k	220	33	35	10/120	



COD dablerom	DULIE	PUTERE (W)	LUMINA	LUMEN (lm)	DIMENSIUNI		PACK. (buc)	PRET / BUC.
					L (mm)	Ø (mm)		
13-101300	GU10	3W (≈21w)	calda 3000k	210	40	35	10/100	
13-10130	GU10	3W (≈23w)	rece 6200k	230	40	35	10/100	



Becuri cu LED SMD - MR16 (ø50mm)



LED



12V AC/DC



COD dablerom	DULIE	PUTERE (W)	LUMINA	LUMEN (lm)	DIMENSIUNI		PACK. (buc)
06-77903/cald	GU5.3	3W (≈25w)	calda 3000k	250	42	50	10/100
06-77903/rece	GU5.3	3W (≈26w)	rece 6500k	260	42	50	10/100
13-1620500	GU5.3	5W (≈34w)	calda 3000k	340	42	50	10/100
13-162050	GU5.3	5W (≈36w)	rece 6200k	360	42	50	10/100
13-1620700	GU5.3	7W (≈48w)	calda 3000k	480	44	50	10/100
13-162071	GU5.3	7W (≈49w)	alba 4000k	490	44	50	10/100
13-162070	GU5.3	7W (≈50w)	rece 6200k	500	44	50	10/100
13-16700	GU5.3	7W (≈51w)	calda 3000k	510	45	50	10/100
13-1670	GU5.3	7W (≈53w)	rece 6200k	530	45	50	10/100



aluminiu

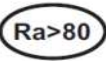
Becuri cu power LED - MR16 (ø50mm)



POWER LED



12V AC/DC



COD dablerom	DULIE	PUTERE (W)	LUMINA	LUMEN (lm)	DIMENSIUNI		PACK. (buc)
06-817/cald	GU5.3	5W (≈38w)	calda 3000k	380	40	50	10/100
06-817/rece	GU5.3	5W (≈40w)	rece 6200k	400	40	50	10/100
13-162700	GU5.3	7W (≈48w)	calda 3000k	480	40	50	10/100
13-16270	GU5.3	7W (≈50w)	rece 6200k	500	40	50	10/100
13-161700	GU5.3	7W (≈48w)	calda 3000k	480	48	50	10/100
13-16171	GU5.3	7W (≈49w)	alba 4000k	490	48	50	10/100
13-16170	GU5.3	7W (≈50w)	rece 6200k	500	48	50	10/100



1 LED
EPISTAR

aluminiu

Becuri cu LED SMD - GU 10 (Ø50mm)



LED



230V



25.000h



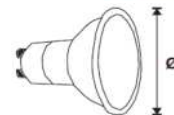
90%

Ra>80



CE

RoHS
2002/95/EC



COD dablerom	DULIE	PUTERE (W)	LUMINA	LUMEN (lm)	DIMENSIUNI		PACK. (buc)
					L (mm)	Ø (mm)	
06-80203/cald	GU10	3W (≈25w)	calda 3000k	250	50	50	10/100
06-80203/rece	GU10	3W (≈26w)	rece 6200k	260	50	50	10/100



13-1029500	GU10	5W (≈36w)	calda 3000k	360	50	50	10/100
13-102951	GU10	5W (≈37w)	alba 4000k	370	50	50	10/100
13-102950	GU10	5W (≈38w)	rece 6200k	380	50	50	10/100



13-1029700	GU10	7W (≈50w)	calda 3000k	500	51	50	10/100
13-102971	GU10	7W (≈51w)	alba 4000k	510	51	50	10/100
13-102970	GU10	7W (≈52w)	rece 6200k	520	51	50	10/100



13-400242	GU10	3W	rosie		51	50	10/50
13-400244	GU10	3W	albastra		51	50	10/100
13-400245	GU10	3W	verde		51	50	10/100



LED



230V



25.000h



90%

Ra>80



CE

RoHS
2002/95/EC



Dimmable

COD dablerom	DULIE	PUTERE (W)	LUMINA	LUMEN (lm)	DIMENSIUNI		PACK. (buc)
					L (mm)	Ø (mm)	
13-10197009	GU10	7W (≈50w)	calda 3000k	500	51	50	10/100
13-1019709	GU10	7W (≈52w)	rece 6200k	520	51	50	10/100



Becuri cu power LED - GU 10 (Ø50mm)



POWER LED



230V



25.000h



90%

Ra>80



CE

RoHS 2002/95/EC

COD dablerom	DULIE	PUTERE (W)	LUMINA	LUMEN (lm)	DIMENSIUNI		PACK. (buc)
06-818/cald	GU10	5W (≈40w)	calda 3000k	400	48	50	10/100
06-818/alb	GU10	5W (≈41w)	rece 4000k	410	48	50	10/100
06-818/rece	GU10	5W (≈42w)	rece 6200k	420	48	50	10/100



13-101500	GU10	5W (≈50w)	calda 3000k	500	46	50	10/100
13-10151	GU10	5W (≈50w)	alba 4000k	500	46	50	10/100
13-10150	GU10	5W (≈50w)	rece 6200k	500	46	50	10/100



13-101600	GU10	6W (≈45w)	calda 3000k	450	48	50	10/100
13-10160	GU10	6W (≈47w)	rece 6200k	470	48	50	10/100
13-102700	GU10	7W (≈50w)	calda 3000k	500	48	50	10/100
13-102701	GU10	7W (≈51w)	alba 4000k	510	48	50	10/100
13-10270	GU10	7W (≈52w)	rece 6200k	520	48	50	10/100



13-101700	GU10	7W (≈51w)	calda 3000k	510	52	50	10/100
13-10171	GU10	7W (≈52w)	alba 4000k	520	52	50	10/100
13-10170	GU10	7W (≈53w)	rece 6200k	530	52	50	10/100



13-1028500	GU10	8.5W (≈70w)	calda 3000k	700	54	50	10/100
13-102851	GU10	8.5W (≈72w)	alba 4000k	720	54	50	10/100
13-102850	GU10	8.5W (≈73w)	rece 6200k	730	54	50	10/100



POWER LED



230V



25.000h



90%

Ra>80



CE

RoHS 2002/95/EC

COD dablerom	DULIE	PUTERE (W)	LUMINA	LUMEN (lm)	DIMENSIUNI		PACK. (buc)
06-815/cald	GU10	5W (≈38w)	calda 3000k	380	51	50	10/100
06-815/alb	GU10	5W (≈39w)	alba 4000k	390	51	50	10/100
06-815/rece	GU10	5W (≈40w)	rece 6200k	400	51	50	10/100



Dimmable



13-1027009	GU10	7W (≈48w)	calda 3000k	480	51	50	10/100
13-102709	GU10	7W (≈50w)	rece 6200k	500	51	50	10/100



Becuri cu LED SMD - "disc" G4



LED



12V AC/DC



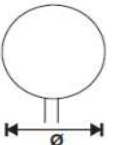
Ra>80



12V AC/DC



G4 2W
12SMD



COD dablerom	DULIE	PUTERE (W)	LUMINA	LUMEN (lm)	DIMENSIUNI		PACK.	
					h (mm)	Ø (mm)	(buc)	
06-6933/rece	G4	1.3W (≈10w)	rece	6400k	95	8	26	10
06-6930/cald	G4	2W (≈19w)	cald	3000k	190	10	30	10/100
06-6930/rece	G4	2W (≈21w)	rece	6400k	210	10	30	10/100

Becuri cu LED SMD - G4



LED



12V AC/DC



Ra>80



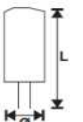
12V AC/DC



G4 1,5W
12SMD



G4 2W
10SMD



COD dablerom	DULIE	PUTERE (W)	LUMINA	LUMEN (lm)	DIMENSIUNI		PACK.	
					L (mm)	Ø (mm)	(buc)	
13-915000	G4	1.5W (≈9w)	cald	3000k	90	28	12	10/120
13-91500	G4	1.5W (≈10w)	rece	6200k	100	28	12	10/120
13-9200	G4	2W (≈23w)	cald	3000k	230	28	10	20/80
13-920	G4	2W (≈23w)	rece	6000k	230	28	10	20/80

LED



12V AC/DC



Energy Saving 90%



Dimmable



G4 1,5W
24SMD



G4 2W
48SMD

COD dablerom	DULIE	PUTERE (W)	LUMINA	LUMEN (lm)	DIMENSIUNI		PACK.	
					L (mm)	Ø (mm)	(buc)	
06-6935/cald	G4	1.5W (≈8w)	cald	3000k	80	26	9	10/120
06-6935/rece	G4	1.5W (≈8w)	rece	6200k	85	26	9	10/120
13-90200	G4	2W (≈14w)	cald	3000k	135	27	13	10/120
13-9020	G4	2W (≈14w)	rece	6200k	135	27	13	10/120

Becuri cu LED - G4



LED



12V AC/DC



Ra>80



12V AC/DC



45°

G4 0,5W
12VAC/DC

COD dablerom	DULIE	PUTERE (W)	LUMINA	LUMEN (lm)	DIMENSIUNI		PACK.
					L (mm)	Ø (mm)	(buc)
00-693/cald	G4	0.5W	cald	9	23	10	10/100
00-693/rece	G4	0.5W	rece	10	23	10	10/100
00-693/rosu	G4	0.5W	rosie		23	10	10/100
00-693/galben	G4	0.5W	galbena		23	10	10/100
00-693/porto	G4	0.5W	portocalie		23	10	10/100
00-693/albastru	G4	0.5W	albastra		23	10	10/100

Becuri cu LED SMD - G9



LED



230V



25.000h

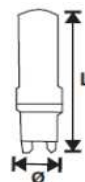


Energy Saving
90%

Ra>80



CE



COD dablerom	DULIE	PUTERE (W)	LUMINA	LUMEN (lm)	DIMENSIUNI		PACK. (buc)
					L (mm)	Ø (mm)	
13-91300	G9	3W (≈35w)	calda 3000k	350	60	18	20/80
13-9130	G9	3W (≈35w)	rece 6200k	350	60	18	20/80



13-90400	G9	4W (≈40w)	calda 3000k	400	44	16	20/80
13-9040	G9	4W (≈40w)	rece 6000k	400	44	16	20/80



LED



230V



25.000h



Energy Saving
90%

Ra>80



CE



Dimmable

COD dablerom	DULIE	PUTERE (W)	LUMINA	LUMEN (lm)	DIMENSIUNI		PACK. (buc)
					L (mm)	Ø (mm)	
13-925009	G9	2.5W (≈22w)	calda 3000k	220	43	16	20/80
13-92509	G9	2.5W (≈23w)	rece 6200k	230	43	16	20/80



13-09030	G9	3W (≈18w)	rece 6500k	180	44	15	20/340
----------	----	-----------	------------	-----	----	----	--------



13-904009	G9	4W (≈35w)	calda 3000k	350	44	16	20/80
13-90409	G9	4W (≈35w)	rece 6000k	350	44	16	20/80



Becuri cu LED tip plafoniera - GX 53



LED



230V



25.000h

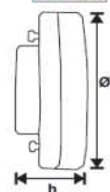


Energy saving 90%

Ra>80



CE



COD dablerom	DULIE	PUTERE (W)	LUMINA	LUMEN (lm)	DIMENSIUNI h (mm) Ø (mm)	PACK. (buc)
13-53400	GX53	4W (≈30w)	calda 3000k	300	28 75	10/80
13-5340	GX53	4W (≈33w)	rece 6200k	330	28 75	10/80
06-7625/rece	GX53	5W (≈40w)	rece 6500k	400	29 75	10/80
13-53600	GX53	6W (≈50w)	calda 3000k	500	28 75	10/80
13-5360	GX53	6W (≈55w)	rece 6200k	550	28 75	10/80
06-7627/cald	GX53	7W (≈60w)	calda 3000k	600	29 75	10/80
06-7627/rece	GX53	7W (≈65w)	rece 6000k	650	29 75	10/80
13-531000	GX53	10W (≈72w)	calda 3000k	720	28 75	10/80
13-53100	GX53	10W (≈75w)	rece 6200k	750	28 75	10/80



GX53 4W



GX53 5W



GX53 7W



GX53 10W

Soclu pentru Becuri GX 53



COD dablerom	DENUMIRE	PACK. (buc)
00-759	Soclu (dulie) pentru bec GX53	10/200



Becuri cu LED SMD pentru proiectoare - R7s



COD dablerom	DULIE	PUTERE (W)	LUMINA	LUMEN (lm)	DIMENSIUNI L (mm)	PACK. (buc)	
13-07851	R7s - J78	5W (≈48w)	alba	4000k	480	78	12/48
13-118101	R7s - J118	10W (≈93w)	alba	4000k	930	118	12/48



J78 5W



J118 10W

Becuri Bulb cu LED - E14



COD dablerom	DULIE	PUTERE (W)	LUMINA	DIMENSIUNI		PACK. (buc)
				L (mm)	Ø (mm)	
00-694/cald	E14	0.5W	cald	60	15	20
00-694/rece	E14	0.5W	rece	60	15	20
00-694/galben	E14	0.5W	galben	60	15	20
00-694/albastru	E14	0.5W	albastru	60	15	20



E14 0,5W



Becuri cu iodura metalica - R7S, G12, E40



COD dablerom	DULIE	PUTERE (W)	LUMINA	LUMEN	PACK. (buc)
00-7096/35	G12	35W	calda	3000k	2550
00-7097/35	G12	35W	rece	6400k	2400
00-7096/70	G12	70W	calda	3000k	5000
00-7097/70	G12	70W	rece	6400k	4800
00-7096/150	G12	150W	calda	3000k	11000
00-7097/150	G12	150W	rece	6400k	10500

HQI G12 35W, 70W & 150W




COD dablerom	DULIE	PUTERE (W)	LUMINA	LUMEN	PACK. (buc)
00-7116	R7S	70W	calda	3000k	5600
00-7117	R7S	70W	rece	6400k	5500
00-7126	R7S	150W	calda	3000k	11000
00-7127	R7S	150W	rece	6400k	10500

HQI R7S 70W & 150W



COD dablerom	DULIE	PUTERE (W)	LUMINA	LUMEN	PACK. (buc)
00-7137	E40	250W	rece	6400k	21000
00-7146	E40	400W	alba	4200k	37000
00-7147	E40	400W	rece	6400k	35000

HQI E40 250W



HQI E40 400W

Becuri cu Autoaprinde



AUTOAPRINDERE



COD dablerom	DULIE	PUTERE (W)	DENUMIRE	LUMEN	PACK. (buc)
00-700	E27	160W	autoaprinde (para)	3200	25
00-701	E27	250W	autoaprinde (para)	6100	20
00-702	E40	250W	autoaprinde (para)	6100	20



HID
160W & 250W

Becuri cu Vapor de Mercur



MERCURY



COD dablerom	DULIE	PUTERE (W)	DENUMIRE	LUMEN	PACK. (buc)
00-704	E27	125W	vapori de mercur (para)	7100	25
00-705	E40	250W	vapori de mercur (para)	14000	12
00-706	E40	400W	vapori de mercur (para)	24200	10



HPM
125W, 250W & 400W

Becuri cu Vapor de Sodiu



SODIUM



COD dablerom	DULIE	PUTERE (W)	DENUMIRE	LUMEN	PACK. (buc)
00-707070	E27	70W	vapori de sodiu (para)	6000	10/40
00-707100	E40	100W	vapori de sodiu (para)	9500	10/40
00-707	E40	150W	vapori de sodiu (para)	16000	12
00-708	E40	250W	vapori de sodiu (para)	27500	12
00-709	E40	400W	vapori de sodiu (para)	48500	10



HPS
70W, 100W, 150W, 250W & 400W

COD dablerom	DULIE	PUTERE (W)	DENUMIRE	LUMEN	PACK. (buc)
14-202500	E40	250W	vapori de sodiu (tub)	28000	10/50
14-204000	E40	400W	vapori de sodiu (tub)	55200	10/50



HPS
250W & 400W

Dulii E14

COD		MATERIAL	DENUMIRE	PACK. (buc)
dablerom	producator			
00-864	16-42	porcelan	E14 spot	30/360



COD		MATERIAL	DENUMIRE	PACK. (buc)
dablerom	producator			
00-855/alb	16-1000	termoplastic	E14 M10(1/8") - alb	10/400



COD		MATERIAL	DENUMIRE	PACK. (buc)
dablerom	producator			
16-100	16-100	bachelita	E14 M10(1/8") - alb	50/600
00-855/negru	16-101	bachelita	E14 M10(1/8") - negru	20/600



00-862/alb	16-1010	bachelita	E14 M10(1/8") - alb	20/600
00-852/alb	16-10100	bachelita	inel alb	40/1200



00-862/negru	16-1011	bachelita	E14 M10(1/8") - negru	20/600
00-852/negru	10-1012	bachelita	inel negru	40/1200



COD		MATERIAL	DENUMIRE	PACK. (buc)
dablerom	producator			
16-400	16-400	metalic	E14 M10(1/8") cu inel de portelan	50/1000



COD		MATERIAL	DENUMIRE	PACK. (buc)
dablerom	producator			
16-428	16-428	metalic	E14 M10(1/8") - crom	10/400
16-4288	16-4288	metalic	inel crom	20/1000



Dulii neon & soclu starter

COD		MATERIAL	DENUMIRE	PACK. (buc)
dablerom	producator			
48-000	48000	plastic	dulie neon simplu	5/100

48-001	48001	plastic	dulie neon & soclu starter	5/100
--------	-------	---------	----------------------------	-------

48-002	48002	plastic	soclu starter	10/50
--------	-------	---------	---------------	-------



Dulii E27

COD		MATERIAL	DENUMIRE	PACK. (buc)
dablerom	producator			
00-854/27	16-11	porcelan	E27 mini M10(1/8")	30/300

00-858	16-25	porcelan	E27 spot	30/300
--------	-------	----------	----------	--------

00-860	16-27	porcelan	E27 cu lama la 90° in jos	30/300
--------	-------	----------	---------------------------	--------

00-861	16-28	porcelan	E27 cu lama la 90° in sus	30/300
--------	-------	----------	---------------------------	--------

00-866	16-60	porcelan	E27 plafon	20/200
--------	-------	----------	------------	--------

COD		MATERIAL	DENUMIRE	PACK. (buc)
dablerom	producator			
00-856/alb	16-1100	termoplastic	E27 M10(1/8") - alb	20/200

COD		MATERIAL	DENUMIRE	PACK. (buc)
dablerom	producator			
00-856/negru	16-111	bachelita	E27 M10(1/8") - negru	30/480

00-863/alb	16-1110	bachelita	E27 M10(1/8") - alb	20/360
------------	---------	-----------	---------------------	--------

00-853/alb	16-11100	bachelita	inel alb	40/800
------------	----------	-----------	----------	--------

00-863/negru	16-1111	bachelita	E27 M10(1/8") - negru	20/360
--------------	---------	-----------	-----------------------	--------

00-853/negru	16-1112	bachelita	inel negru	40/800
--------------	---------	-----------	------------	--------

COD		MATERIAL	DENUMIRE	PACK. (buc)
dablerom	producator			
16-410	16-410	metalic	E27 M10(1/8") cu inel de portelan	20/400

COD		MATERIAL	DENUMIRE	PACK. (buc)
dablerom	producator			
16-429	16-429	metalic	E27 M10(1/8") - crom	10/200
16-4299	16-4299	metalic	inel crom	20/400

Dulii E40

COD		MATERIAL	DENUMIRE	PACK. (buc)
dablerom	producator			
00-867	16-61	porcelan	E40 cu lama	10/80

00-868	16-62	porcelan	E40 plafon	10/100
--------	-------	----------	------------	--------

E27



16-11



16-25



16-27



16-28



16-60



16-1100



16-111



16-1110



16-11100



16-1111



16-1112



E27



16-429



16-4299



16-61



16-62

Dulii dichroice

COD		MATERIAL	DENUMIRE	PACK. (buc)
dablerom	producator			
00-869	16-70	porcelan	cu cablu siliconic de 15cm	20/1600



Dulii GU10

COD		MATERIAL	DENUMIRE	PACK. (buc)
dablerom	producator			
00-873	16-73	porcelan	cu cablu de 15cm	10/500



Dulii G9

COD		MATERIAL	DENUMIRE	PACK. (buc)
dablerom	producator			
00-874	16-74	porcelan	G9/JCD	20/1000




Dulii GX53

COD		MATERIAL	DENUMIRE	PACK. (buc)
dablerom	producator			
00-759	16-41770	plastic	GX53	10/200



Dulii halogen

COD		MATERIAL	DENUMIRE	PACK. (buc)
dablerom	producator			
00-824	4-7150	porcelan	pt. 150W - 78mm	10/250
00-825	4-7500	porcelan	pt. 500W - 118mm	10/200
00-826	4-7750	porcelan	pt. 1000W - 189mm	10/100
00-827	4-71000	metalic	pt. 1000W/1500W - perechi	5/100



Dulii HQI

COD		MATERIAL	DENUMIRE	PACK. (buc)
dablerom	producator			
00-829	3-70700	porcelan	pt. 70W - R7S	10/200
00-830	3-71500	porcelan	pt. 150W - R7S	10/200



Adaptor Dulie

COD		DENUMIRE	PACK. (buc)
dablerom	producator		
00-850/0914	16-0914	de la G9 la E14	10/500
00-850/1014	16-01014	de la GU10 la E14	10/480
00-850/1027	16-01027	de la GU10 la E27	10/250
00-850/1410	16-01410	de la E14 la GU10	10/250
00-850/1427	16-01427	de la E14 la E27	10/250
00-850/2710	16-02710	de la E27 la GU10	10/240
00-850/2714	16-02714	de la E27 la E14	10/400
00-850/2740	16-02740	de la E27 la E40	10/200
00-850/4027	16-04027	de la E40 la E27	10/200



Dulie cu cablu si baza de prindere

COD	DENUMIRE	PACK. (buc)
dablerom		
31-12006	dulie E27 cu cablu 20cm si baza de prindere in tavan	1/60
21-000	dulie E27 cu cablu 100cm si baza de prindere in tavan	1/10



Soclu cu filet & dulie E27

COD	DENUMIRE	PACK. (buc)
dablerom		
00-880	soclu din plastic alba cu filet - dulie E27 - pozitie dreapta	1/8
00-881	soclu din plastic alba cu filet - dulie E27 - pozitie oblica	1/8



Starter 230V

COD		DENUMIRE	PACK. (buc)
dablerom	producator		
19-400/22	14-422	starter 4-22W	25/500
19-400/65	14-465	starter 4-65W	25/500



Balast Electromagnetic pt. Tuburi Fluorescente T8

COD		DENUMIRE	PACK. (buc)
dablerom	producator		
00-802	3-5180	balast 18W	20
00-803	3-5360	balast 36W	20
00-804	3-5580	balast 58W	20



Transformatoare Electromagnetice 230V / 12V

COD		DENUMIRE	PACK. (buc)
dablerom	producator		
00-805	3-51250	transformator 230V/12V 50W	20
00-806	3-512105	transformator 230V/12V 105W	20



Balast electromagnetic pt. Tuburi PL

COD		DENUMIRE	PACK. (buc)
dablerom	producator		
00-807/13	3-513	balast PL 13W	20
00-807/18	3-518	balast PL 18W	20
00-807/26	3-526	balast PL 26W	20



Balast Mercur - Schwabe

COD dablerom	DENUMIRE	PACK. (buc)
55-800	balast mercur 80W - 112x68x36mm	1/6
55-801	balast mercur 125W - 112x68x36mm	1/6
55-802	balast mercur 250W - 145x120x75mm	1/6
55-803	balast mercur 400W - 180x155x110mm	1/6

SCHWABE



Balast Sodiu - Schwabe

COD dablerom	DENUMIRE	PACK. (buc)
55-811	balast sodiu 70W - 112x86x48mm	1/6
55-812	balast sodiu 100W - 145x120x55mm	1/6
55-813	balast sodiu 150W - 145x120x75mm	1/6
55-814	balast sodiu 250W - 180x155x110mm	1/6
55-815	balast sodiu 400W - 180x155x110mm	1/6
55-817	balast sodiu 1000W - 248x236x165mm	1/6

SCHWABE



Ignitere pt. Becuri HQI & Sodiu

COD dablerom	COD producator	DENUMIRE	PACK. (buc)	PRET / BUC.
00-820	3-6400	de la 70W pana la 400W	10/100	
00-821	3-61000	de la 250W pana la 1000W	5/50	



Balast Electronic pt. Tuburi Fluorescente T8

COD		DENUMIRE	PACK. (buc)
dablerom	producator		
00-845	3-5118	1x18W - 210x30x22mm	5/55
00-846	3-5136	1x36W - 210x30x22mm	5/55
00-847	3-5158	1x58W - 280x30x30mm	5/55
<hr/>			
00-845/2	3-5218	2x18W - 210x30x22mm	5/55
00-846/2	3-5236	2x36W - 280x30x30mm	5/55
00-847/2	3-5258	2x58W - 280x30x30mm	5/55
<hr/>			
00-845/4	3-5418	4x18W - 305x38x28mm	5/55

cu protectie la:
- supratensiune
- supraincalzire
- scurtcircuit



Balast Electronic pt. Tuburi Fluorescente T5

COD		DENUMIRE	PACK. (buc)
dablerom	producator		
00-840/14	3-5114	1x14W - 210x30x22mm	5/55
00-840/21	3-5121	1x21W - 290x30x30mm	5/50
00-840/24	3-5124	1x24W - 210x30x22mm	5/55
00-840/28	3-5128	1x28W - 210x30x22mm	5/55
00-840/35	3-5135	1x35W - 360x30x30mm	5/55
00-840/39	3-5139	1x39W - 360x30x22mm	5/55
00-840/49	3-5149	1x49W - 360x30x22mm	5/10
00-840/54	3-5154	1x54W - 280x30x30mm	5/55
00-840/80	3-580	1x80W - 360x30x30mm	5/55
<hr/>			
00-841/14	3-5214	2x14W - 290x37x30mm	5/55
00-841/21	3-5221	2x21W - 290x30x30mm	5/50
00-841/24	3-5224	2x24W - 290x30x30mm	5/20
00-841/28	3-5228	2x28W - 360x30x22mm	5/55
00-841/35	3-5235	2x35W - 360x30x30mm	5/55
00-841/39	3-5239	2x39W - 360x30x22mm	5/50
00-841/49	3-5249	2x49W - 360x30x22mm	5/55
00-841/54	3-5254	2x54W - 360x37x30mm	5/55
00-841/80	3-5280	2x80W - 320x30x28mm	5/50

cu protectie la:
- supratensiune
- supraincalzire
- scurtcircuit



TRANSFORMATOR ELECTRONIC ROTUND DIMABIL 230V/12VAC

COD		DENUMIRE	PACK. (buc)
dablerom	producator		
00-809/60	3-512600	min.20W-max.60W - Ø:77mm h:22mm	10/100
00-809/105	3-5121050	min.35W-max.105W - Ø:74mm h:25mm	1/10

cu protectie la:
supratensiune , supraputere
supraincalzire , scurtcircuit



TRANSFORMATOR ELECTRONIC DIMABIL MINI 230V/12VAC

COD		DENUMIRE	PACK. (buc)
dablerom	producator		
00-808/50	3-512500	min.20W-max.50W L:60mm W:31mm h:18mm	10/100

cu protectie la:
supratensiune , scurtcircuit



TRANSFORMATOARE ELECTRONICE DIMABILE 230V/12VAC

COD		DENUMIRE	PACK. (buc)
dablerom	producator		
00-808/60	3-512602	min.20W-max.60W L:95mm W:35mm h:22mm	10/100
00-808/105	3-5121052	min.35W-max.105W L:120mm W:42mm h:31mm	10/100
00-808/150	3-5121502	min.50W-max.150W L:163mm W:48mm h:36mm	10/50
00-808/200	3-5122002	min.50W-max.200W L:163mm W:48mm h:36mm	1/50

cu protectie la:
supratensiune , supraputere
supraincalzire , scurtcircuit



TRANSFORMATOR ELECTRONIC DIMABIL 230V/12VAC IP68

COD		DENUMIRE	PACK. (buc)
dablerom	producator		
00-819	3-51210568	min.35W-max.105W L:183mm W:90mm h:45mm	1/20

cu protectie la:
supratensiune , supraputere
supraincalzire , scurtcircuit

cu cablu 2m(in) + 2m (out)



IP68

Senzori De Miscare

10-0502



"Glob"
aparent
L:100mm
W:86mm
h:75mm

unghi detectie: 180°
distanta detectie max.: 12m
inaltime de montare: 1.8-2.5m
reglaj lux (3-2000)
reglaj timp (10sec. - 7 min.)
max. 1200W (6A)
230V
IP44

COD		DENUMIRE	max.Amper	PACK. (buc)
dablerom	producator			
00-592	10-0502	"Glob" - alb	6A	3/45

10-0500



aparent
L:123mm
W:72mm
h:80mm

unghi detectie: 180°
distanta detectie max.: 12m
inaltime de montare: 1.8-2.5m
reglaj lux (3-2000)
reglaj timp (10sec. - 7min.)
max. 800W (4A)
230V
IP44

COD		DENUMIRE	max.Amper	PACK. (buc)
dablerom	producator			
00-590	10-0500	alb	4A	3/45
00-591	10-0501	negru	4A	3/45

10-400



10-401



"Sferic"
aparent
L:80mm
W:55mm

unghi detectie: 180°
distanta detectie max.: 12m
inaltime de montare: 1.8-2.5m
reglaj lux (3-2000)
reglaj timp (10sec. - 15min.)
max. 800W (4A)
230V
IP44

COD		DENUMIRE	max.Amper	PACK. (buc)
dablerom	producator			
00-5920	10-400	Sferic - alb	4A	4/48
00-5921	10-401	Sferic - negru	4A	4/48

10-0400



10-0401



"mini Glob"
aparent
L:75mm
W:47mm

unghi detectie: 360°
distanta detectie max.: 8m
inaltime de montare: 2-4m
reglaj lux (3-2000)
reglaj timp (10sec. - 7min.)
max. 1200W (6A)
230V
IP20

COD		DENUMIRE	max.Amper	PACK. (buc)
dablerom	producator			
10-0400	10-0400	mini Glob - alb	6A	6/108
10-0401	10-0401	mini Glob - negru	6A	6/108

10-600



10-601



"Plat"
aparent
L:128mm
W:80mm

unghi detectie: 220°
distanta detectie max.: 12m
inaltime de montare: 2.2-4m
reglaj lux (10-2000)
reglaj timp (8sec. - 7min.)
max. 1200W (6A)
230V
IP44

COD		DENUMIRE	max.Amper	PACK. (buc)
dablerom	producator			
10-600	10-600	Plat - alb	6A	4/48
10-601	10-601	Plat - negru	6A	4/48

Senzori De Miscare

10-0504



"Colt"
aparent
L:180mm
W:79mm
h:103mm

unghi detectie: 270°
distanța detectie max.: 6m
inaltime de montare: 2.2-4m
reglaj lux (10-2000)
reglaj timp (8sec. - 7 min.)
max. 1200W (6A)
230V
IP44

COD		DENUMIRE	max.Amper	PACK. (buc)
dablerom	producator			
00-593	10-0504	Colt - alb	6A	4/48

10-501



incastrat
D:75mm
Ø:63mm
h:75mm

unghi detectie: 360°
distanța detectie max.: 6m
inaltime de montare: 2.2-4m
reglaj lux (3-2000)
reglaj timp (10sec. - 8min.)
max. 1200W (6A)
230V
IP20

COD		DENUMIRE	max.Amper	PACK. (buc)
dablerom	producator			
00-5491	10-501	alb (ST)	6A	4/48

10-5100



"Tavan"
aparent
D:115mm
h:55mm

unghi detectie: 360°
distanța detectie max.: 6m
inaltime de montare: 2.2-4m
reglaj lux (3-2000)
reglaj timp (10sec. - 7min.)
max. 1200W (6A)
230V
IP20

COD		DENUMIRE	max.Amper	PACK. (buc)
dablerom	producator			
00-594	10-5100	Tavan - alb	6A	3/45

10-2000



"Tavan Slim"
aparent
D:115mm
h:25mm

unghi detectie: 360°
distanța detectie max.: 6m
inaltime de montare: 2.2-4m
reglaj lux (3-2000)
reglaj timp (10sec. - 15min.)
max. 2000W (10A)
230V
IP20

COD		DENUMIRE	max.Amper	PACK. (buc)
dablerom	producator			
10-2000	10-2000	Tavan Slim - alb	10A	4/56

10-5300



"Tavan Super"
aparent
D:102x102mm
h:33mm

unghi detectie: 360°
distanța detectie max.: 20m
inaltime de montare: 2.2-6m
reglaj lux (3-2000)
reglaj timp (8sec. - 30min.)
max. 2000W (10A)
230V
IP20

COD		DENUMIRE	max.Amper	PACK. (buc)
dablerom	producator			
10-5300	10-5300	Tavan Super - alb	10A	4/56

Senzori De Miscare Speciale



incastat
(pentru corp de iluminat)
L:44mm
W:34mm

unghi detectie: 360°
distanța detectie max.: 6m
înălțime de montare: 2.2-4m
reglaj lux (3-2000)
reglaj timp (5sec. - 8min.)
max. 800W (4A)
230V
IP20

COD		DENUMIRE	max.Amper	PACK. (buc)
dablerom	producator			
00-5660	10-500	alb	4A	4/100



cu dulie E27
L:132mm
W:56mm

unghi detectie: 360°
distanța detectie max.: 6m
înălțime de montare: 2-3.5m
reglaj lux (3-2000)
reglaj timp (8sec. - 2min.)
max. 60W (1.2A)
230V
IP20

COD		DENUMIRE	max.Amper	PACK. (buc)
dablerom	producator			
00-5662	10-502	cu dulie E27 - alb	1.2A	6/54



cu bec LED E27 10W
850 lumen
4000k
L:110mm

unghi detectie: 360°
distanța detectie max.: 5m
înălțime de montare: 2-3.5m
activare la 10 lux
timp 100sec.
230V

COD		DENUMIRE	PACK. (buc)
dablerom	producator		
4-3101	4-3101	cu bec LED E27 10W 4000k - alb	8/48

Senzori De Prezenta (cu microunde)



"Tavan M"
aparent
D:95mm
h:55mm

unghi detectie: 360°
distanța detectie max.: 8m
înălțime de montare: 1.5-3.5m
reglaj lux (3-2000)
reglaj timp (10sec. - 12min.)
max. 1200W (6A)
230V
IP20

COD		DENUMIRE	max.Amper	PACK. (buc)
dablerom	producator			
00-5941	10-5001	Tavan M - alb	6A	4/48



"Plafoniera Ø30cm 1xE27"
aparent
D:300mm
h:100mm

unghi detectie: 360°
distanța detectie max.: 8m
înălțime de montare: 2-4m
reglaj lux (3-2000)
reglaj timp (10sec. - 12min.)
max. 60W (4A)
230V
IP44

COD		DENUMIRE	max.Amper	PACK. (buc)
dablerom	producator			
00-5942	4-360	Plafoniera & Senzor - alb	4A	1/5

Fotocelele (senzori crepusculari)



10-06 230V
10-12 12VDC

00-595 (10-06)
max. 1200W (6A)
230V
IP44

00-595/12 (10-12)
max. 72W (6A)
12VDC
IP44

COD		DENUMIRE	max.Amper	PACK. (buc)
dablerom	producator			
00-595	10-06	alb & albastru - 230V	6A	6/108
00-595/12	10-12	alb & albastru - 12VDC	6A	6/108



10-100

cu reglaj lux
D:82mm
h:82mm



10-250

00-5960 (10-100)
reglaj lux (5-50)
max. 2000W (10A)
230V
IP44

00-59625 (10-250)
reglaj lux (5-50)
max. 5500W (25A)
230V
IP44

COD		DENUMIRE	max.Amper	PACK. (buc)
dablerom	producator			
00-5960	10-100	alb & negru	10A	4/48
00-59625	10-250	alb & gri	25A	4/48



10-11

in cutie
cu reglaj lux
si reglaj timp
L:105mm
W:70mm
h:30mm

00-5961 (10-11)
reglaj lux (3-500)
reglaj timp (1,2,4,6,9h)
max. 2000W (10A)
230V
IP44

COD		DENUMIRE	PACK. (buc)
dablerom	producator		
00-5961	10-11	gri	3/54

13-2771
13-27101



cu bec LED E27
4000k
L:110mm
Ø:60mm

13-2771
7W 4000k - 550 lumen
activare la 10 lux
230V

13-27101
10W 4000k - 800 lumen
activare la 10 lux
230V

COD		DENUMIRE	PACK. (buc)
dablerom	producator		
13-2771	13-2771	cu bec LED E27 7W 4000k	550 lumen 6/48
13-27101	13-27101	cu bec LED E27 10W 4000k	800 lumen 6/48

Aparataj "PT" IP20

COD		DENUMIRE	PACK. (buc)
dablerom	producator		
13-3050	13-3050	intrerupator simplu 10A - alb	10/200
13-3150	13-3150	intrerupator simplu A/R 10A - alb	10/200
13-3450	13-3450	intrerupator dublu 10A - alb	10/200
13-3750	13-3750	intrerupator(buton) dublu (pt. roller) 10A - alb	10/200
13-3350	13-3350	intrerupator(buton) cu revenire 10A - alb	10/200
13-35501223	13-35501223	priza shouko simpla 16A - alb	10/200
13-36501223	13-36501223	priza dubla shouko 16A - alb	5/100
13-3950	13-3950	priza telefon RJ11 & data RJ45 Cat.5e - alb	10/200
13-3850	13-3850	priza TV terminala - alb	10/200



Aparataj "PT" IP44

COD		DENUMIRE	PACK. (buc)
dablerom	producator		
22-600/alb	13-20501211	intrerupator simplu 10A - alb	10/100
22-601/alb	13-21501212	intrerupator simplu A/R 10A - alb	10/100
22-602/alb	13-24501221	intrerupator dublu 10A - alb	10/100
22-603/alb	13-23501213	intrerupator(buton) cu revenire 10A - alb	10/100
22-604/alb	13-25501223	priza shouko simpla cu capac 16A - alb	10/100
22-605/alb	13-26501223	priza dubla shouko cu capac 16A - alb	5/40



COD		DENUMIRE	PACK. (buc)
dablerom	producator		
22-600/gri	13-10501211	intrerupator simplu 10A - gri	10/100
22-601/gri	13-11501212	intrerupator simplu A/R 10A - gri	10/100
22-602/gri	13-14501221	intrerupator dublu 10A - gri	10/100
22-603/gri	13-13501213	intrerupator(buton) cu revenire 10A - gri	10/100
22-604/gri	13-15501223	priza shouko simpla cu capac 16A - gri	10/100
22-605/gri	13-16501223	priza dubla shouko cu capac 16A - gri	5/40



Buton Sonerie "PT" cu Bec

COD		DENUMIRE	PACK. (buc)	PRET / BUC. euro fara tva
dablerom	producator			
22-040	Z1001	buton sonerie pe tencuiala cu bec - alb	1/60	



Intrerupatoare pe Fir

COD		DENUMIRE	PACK. (buc)
dablerom	producator		
31-208/alb	13-1000	intrerupator pe fir 2A - alb	30/600
31-208/negru	13-1001	intrerupator pe fir 2A - negru	30/600
31-208/auriu	13-1009	intrerupator pe fir 2A - auriu	30/600



COD		DENUMIRE	PACK. (buc)
dablerom	producator		
31-2086/alb	13-6000	intrerupator pe fir 6A - alb	30/600
31-2086/negru	13-6001	intrerupator pe fir 6A - negru	30/600



Intrerupatoare Portativ

COD		DENUMIRE	PACK. (buc)
dablerom	producator		
31-209	31209	intrerupator portativ - alb	10/100



Priza cu programator

COD		DENUMIRE	PACK. (buc)
dablerom	producator		
01-030	10-16	priza shouko cu programator analogic la 24ore reglabil la minim 15 min. - 10/16A - Blister	12/48



Aparataj Casnic ST "Image Line"

COD		DENUMIRE	PACK. (buc)
dablerom	producator		
32-000	455.10.010	intrerupator simplu	10
32-001	455.10.020	intrerupator simplu A/R	10
32-002	455.10.040	intrerupator dublu	10
32-003	455.10.050	intrerupator dublu A/R	10
32-004	455.10.030	intrerupator intermediar A/R	10
32-005	455.10.060	priza telefon simpla	10
32-006	455.10.070	priza telefon dubla	10
32-007	455.10.080	priza TV	10
32-009	455.10.100	priza TV+radio	10
32-010	455.10.110	priza shouko	10
32-011	455.10.120	priza shouko cu capac	10
32-014	455.10.140	buton sonerie	10
32-017	084.48	rama tripla	10



Stechere - Cuple

COD		DENUMIRE	PACK. (buc)
dablerom	producator		
31-50007	50007	stecher bipolar (fara CP) tip "S" - alb	100
31-50008	50008	cupla bipolar (fara CP) tip "S" - alb	100
31-200	15-113	stecher bipolar (fara CP) tip "A" - alb	50/500
31-201	15-114	cupla bipolar (fara CP) tip "A" - alb	25/500



COD		DENUMIRE	PACK. (buc)
dablerom	producator		
31-202	15-120	stecher schuko (cu CP) - alb	25/250
31-50006	50006	stecher schuko "lateral(cu CP) tip "S" - alb	100
31-203	070/02	stecher schuko "lateral" tip "A" (cu CP) - alb	100
31-204	15-123	cupla schuko (cu CP) - alb	20/200



COD		DENUMIRE	PACK. (buc)
dablerom	producator		
31-50009	50009	stecher schuko (cu CP) - negru	100
31-50010	50010	cupla schuko (cu CP) - negru	60



COD		DENUMIRE	PACK. (buc)
dablerom	producator		
31-222	50005	stecher schuko (cu CP) din PVC tip "S" - negru	40
31-224	50002	cupla schuko (cu CP) din PVC tip "S" - negru	40



COD		DENUMIRE	PACK. (buc)
dablerom	producator		
31-222/2	15-116	stecher schuko (cu CP) din PVC tip "A" - negru	25/200
31-224/2	15-117	cupla schuko (cu CP) din PVC tip "A" - negru	25/150



Adaptoare

COD		DENUMIRE	PACK. (buc)
dablerom	producator		
31-52301	52301	de la 1 schuko la 3 bipolare - tip "S"	60



31-2078	15-098	de la 1 schuko la 3 bipolare - tip "A"	10/60
---------	--------	--	-------



15-098

31-2079	15-099	de la 1 schuko la 2 bipolare + 1 schuko - tip "A"	10/60
---------	--------	---	-------



15-099

COD		DENUMIRE	PACK. (buc)
dablerom	producator		
31-206	15-104	de la 1 schuko la 2 schuko (T) - tip "A"	10/60



31-51302	51302	de la 1 schuko la 2 schuko/4 bipolare - tip "S"	60
----------	-------	---	----



31-207	15-107	de la 1 schuko la 3 schuko (+) - tip "A"	10/60
--------	--------	--	-------



31-53100	53100	de la 1 schuko la 3 schuko - tip "S"	30
----------	-------	--------------------------------------	----



31-50014	50014	de la 1 schuko la 3 schuko (+) - tip "S"	30
----------	-------	--	----



COD		DENUMIRE	PACK. (buc)
dablerom	producator		
01-033	15-97	multistecher adaptor (blister)	10/80



Prelungitoare Fara Cablu

COD		TIP	CULOARE	CABLU	LUNGIME CABLU (m)	PACK. (buc)
dablerom	producator					
31-5300	33100	cu 3 schuko	alb	-	-	1/70
31-5400	34100	cu 4 schuko	alb	-	-	1/40
31-5500	35100	cu 5 schuko	alb	-	-	1/35



Prelungitoare Cu Cablu

COD		TIP	CULOARE	CABLU	LUNGIME CABLU (m)	PACK. (buc)
dablerom	producator					
31-5315	33111	cu 3 schuko	alb	3x1mm ²	1.5m	1/35
31-5415	34111	cu 4 schuko	alb	3x1mm ²	1.5m	1/30
31-5515	35112	cu 5 schuko	alb	3x1mm ²	1.8m	1/25
31-5330	33123	cu 3 schuko	alb	3x1.5mm ²	3m	1/30
31-5430	34123	cu 4 schuko	alb	3x1.5mm ²	3m	1/30
31-5530	35123	cu 5 schuko	alb	3x1.5mm ²	3m	1/25
31-5350	33125	cu 3 schuko	alb	3x1.5mm ²	5m	1/25
31-5450	34125	cu 4 schuko	alb	3x1.5mm ²	5m	1/25
31-5550	35125	cu 5 schuko	alb	3x1.5mm ²	5m	1/20



Prelungitoare Cu Cablu & Intrerupator

COD		TIP	CULOARE	CABLU	LUNGIME CABLU (m)	PACK. (buc)
dablerom	producator					
31-6415	34211	cu 4 schuko	alb	3x1mm ²	1.5m	1/30
31-6515	35212	cu 5 schuko	alb	3x1mm ²	1.8m	1/25
31-6430	34223	cu 4 schuko	alb	3x1.5mm ²	3m	1/25
31-6530	35223	cu 5 schuko	alb	3x1.5mm ²	3m	1/25
31-6450	34225	cu 4 schuko	alb	3x1.5mm ²	5m	1/25
31-6550	35225	cu 5 schuko	alb	3x1.5mm ²	5m	1/20



Protectie pentru Prize Schuko

COD		DENUMIRE	PACK. (buc)
dablerom	producator		
31-215	070/15	protectia din plastic pentru prize schuko - alba nu necesita cheita	50



Prelungitoare "BUBBLE" Fara Cablu & Intrerupator

COD		TIP	CULOARE	CABLU	LUNGIME CABLU (m)	PACK. (buc)
dablerom	producator					
15-30130	15-30130	cu 3 schuko	alb	-	-	6/60
15-30140	15-30140	cu 4 schuko	alb	-	-	6/60
15-30150	15-30150	cu 5 schuko	alb	-	-	6/60



Prelungitoare "BUBBLE" Cu Cablu & Intrerupator

COD		TIP	CULOARE	CABLU	LUNGIME CABLU (m)	PACK. (buc)
dablerom	producator					
15-31130	15-31130	cu 3 schuko	alb	3x1.5mm ²	1.4m	6/30
15-31140	15-31140	cu 4 schuko	alb	3x1.5mm ²	1.4m	6/24
15-31150	15-31150	cu 5 schuko	alb	3x1.5mm ²	1.4m	6/24
15-31131	15-31131	cu 3 schuko	negru	3x1.5mm ²	1.4m	6/30
15-31141	15-31141	cu 4 schuko	negru	3x1.5mm ²	1.4m	6/24
15-31151	15-31151	cu 5 schuko	negru	3x1.5mm ²	1.4m	6/24



Prelungitoare Speciale cu Intrerupator

COD		TIP	CULOARE	CABLU	LUNGIME CABLU (m)	PACK. (buc)
dablerom	producator					
31-125	15-3151546	cu 4 schuko	alb	3x1.5mm ²	1.5m	5/20
31-126	15-3151566	cu 6 schuko	alb	3x1.5mm ²	1.5m	5/15

- intrerupator la fiecare priza
- protectie la suprasarcina



COD		TIP	CULOARE	CABLU	LUNGIME CABLU (m)	PACK. (buc)
dablerom	producator					
31-150	15-3151535	cu 3 schuko	negru	3x1.5mm ²	1.5m	1/10
31-151	15-3151545	cu 4 schuko	negru	3x1.5mm ²	1.5m	1/10
31-152	15-3151555	cu 5 schuko	negru	3x1.5mm ²	1.5m	1/10
31-153	15-3151565	cu 6 schuko	negru	3x1.5mm ²	1.5m	1/10

- protectie la suprasarcina
- protectie la fulger



COD		TIP	CULOARE	CABLU	LUNGIME CABLU (m)	PACK. (buc)
dablerom	producator					
31-151/2	15-3151541	cu 4 schuko	negru	3x1.5mm ²	1.5m	1/10
31-152/2	15-3151551	cu 5 schuko	negru	3x1.5mm ²	1.5m	1/10
31-153/2	15-3151561	cu 6 schuko	negru	3x1.5mm ²	1.5m	1/10

- prize TV , Telefon, Calculator
- protectie la suprasarcina
- protectie la fulger



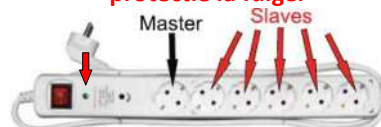
COD		TIP	CULOARE	CABLU	LUNGIME CABLU (m)	PACK. (buc)
dablerom	producator					
31-156	15-315135	cu 3 schuko	alb	3x1mm ²	1.5m	1/20

- cu 2 mufe USB (pt.alimentare)



COD		TIP	CULOARE	CABLU	LUNGIME CABLU (m)	PACK. (buc)
dablerom	producator					
31-155	15-311590	cu 6 schuko	alb	3x1.5mm ²	1.5m	1/10

- 1 priza MASTER + 5 SLAVE
- protectie la fulger



Prelungitoare Simple - Bipolare

COD		TIP	CULOARE	CABLU	LUNGIME CABLU (m)	PACK. (buc)
dablerom	producator					
01-099	15-20751	bipolar	alb	2x0.75mm ²	1.5m	10/50
01-100	15-20753	bipolar	alb	2x0.75mm ²	3m	10/50
01-101	15-20755	bipolar	alb	2x0.75mm ²	5m	10/40
01-102	15-207510	bipolar	alb	2x0.75mm ²	10m	10/20



Prelungitoare Simple - Schuko

COD		TIP	CULOARE	CABLU	LUNGIME CABLU (m)	PACK. (buc)
dablerom	producator					
31-41502	41502	schuko	alb	3x1.5mm ²	2m	1/35
31-41503	41503	schuko	alb	3x1.5mm ²	3m	1/30
31-40505	41505	schuko	alb	3x1.5mm ²	5m	1/25
31-41510	41510	schuko	alb	3x1.5mm ²	10m	1/15



COD		TIP	CULOARE	CABLU	LUNGIME CABLU (m)	PACK. (buc)
dablerom	producator					
31-41515	41515	schuko	negru	3x1.5mm ²	15m	1/14
31-41520	41520	schuko	negru	3x1.5mm ²	20m	1/10
31-41530	41530	schuko	negru	3x1.5mm ²	30m	1/8
31-41550	41550	schuko	negru	3x1.5mm ²	50m	1/5
31-42515	42515	schuko	negru	3x2.5mm ²	15m	1/10
31-42520	42520	schuko	negru	3x2.5mm ²	20m	1/8
31-42530	42530	schuko	negru	3x2.5mm ²	30m	1/5
31-42550	42550	schuko	negru	3x2.5mm ²	50m	1/4



COD		TIP	CULOARE	CABLU	LUNGIME CABLU (m)	PACK. (buc)
dablerom	producator					
31-40133	40133	schuko	portocaliu	3x1.5mm ²	33m	1/8
31-40150	40150	schuko	portocaliu	3x1.5mm ²	50m	1/6



Tamburi din Plastic Inchise

COD		TIP	CABLU	LUNGIME CABLU (m)	PACK. (buc)
dablerom	producator				
31-25210	25210	cu 2 prize schuko si cablu	3x1.5mm ²	10m	1/10
01-109	15-315100	cu 4 prize schuko si cablu PVC	3x1.5mm ²	10m	1/5
31-25215	25215	cu 4 prize schuko si cablu	3x1.5mm ²	15m	1/8
01-110	15-315150	cu 4 prize schuko si cablu PVC	3x1.5mm ²	15m	1/4
31-25220	25220	cu 4 prize schuko si cablu	3x1.5mm ²	20m	1/8
01-111	15-315250	cu 4 prize schuko si cablu PVC	3x1.5mm ²	25m	1/4



31-25210



01-109



31-25215



31-25220



01-110

01-111

Tamburi din Plastic Deschise

COD		TIP	CABLU	LUNGIME CABLU (m)	PACK. (buc)
dablerom	producator				
31-22000	22000	cu 4 prize schuko fara cablu	-	-	1/3
31-22225	22225	cu 4 prize schuko si cablu	3x1.5mm ²	25m	1/3
01-112	15-315251	cu 4 prize schuko si cablu PVC	3x1.5mm ²	25m	1
31-22250	22250	cu 4 prize schuko si cablu	3x1.5mm ²	50m	1/3
01-113	15-315501	cu 4 prize schuko si cablu PVC	3x1.5mm ²	50m	1
31-22325	22325	cu 4 prize schuko si cablu	3x2.5mm ²	25m	1/3
01-114	15-325401	cu 4 prize schuko si cablu PVC	3x2.5mm ²	40m	1
31-22350	22350	cu 4 prize schuko si cablu	3x2.5mm ²	50m	1/3



31-22000



31-22225

31-22250

31-22325

31-22350



01-112

01-113

01-114

Tamburi din Metal Deschise

COD		TIP	CABLU	LUNGIME CABLU (m)	PACK. (buc)
dablerom	producator				
31-003	24000	cu 4 prize schuko fara cablu	-	-	1/3
31-23225	23225	cu 4 prize schuko si cablu	3x1.5mm ²	25m	1/3
31-004/25	15-315252	cu 4 prize schuko si cablu PVC	3x1.5mm ²	25m	1
31-23250	23250	cu 4 prize schuko si cablu	3x1.5mm ²	50m	1/3
31-004/50	15-315502	cu 4 prize schuko si cablu PVC	3x1.5mm ²	50m	1
31-23325	23325	cu 4 prize schuko si cablu	3x2.5mm ²	25m	1/3
31-24350	24350	cu 4 prize schuko si cablu	3x2.5mm ²	50m	1/3



31-003



31-23225

31-23250

31-23325

31-24350



31-004/25

31-004-50

Accesorii Telefon

COD		DENUMIRE	PACK. (buc)
dablerom	producator		
01-223	17-001	mufa tata (clips) pt. receptor - 4P 4C	100
01-224/4	17-002	mufa tata (clips) pt. telefon - 6P 4C	100
01-224/6	17-004	mufa tata (clips) pt. telefon - 6P 6C	100
01-225	17-003	mufa tata (clips) pt. calculator - 8P 8C	100



COD		DENUMIRE	PACK. (buc)
dablerom	producator		
01-200	17-0220	cablu spiral & mufe pt.receptor alb - 2metri	10
01-202	17-0221	cablu spiral & mufe pt.receptor negru - 2m	10
01-204	17-0240	cablu spiral & mufe pt.receptor alb - 4metri	10
01-206	17-0241	cablu spiral & mufe pt.receptor negru - 4metri	10



COD		DENUMIRE	PACK. (buc)
dablerom	producator		
01-234	17-011	priza telefon 6P4C PT. alba - simpla (1 iesire)	50
01-235	17-012	priza telefon 6P4C PT. alba - dubla (2 iesiri)	50



cu autocolant

COD		DENUMIRE	PACK. (buc)
dablerom	producator		
01-226	17-008	mufe prelungire 6P4C : 1 mama + 1 mama	50
01-227	17-009	mufe prelungire 6P4C : 1 mama + 2 mama	50



COD		DENUMIRE	PACK. (buc)
dablerom	producator		
01-229	17-0010	conector(adaptor) 6P4C : 1 tata ---> 2 mama	50
01-230	17-0011	conector(adaptor) 6P4C : 1 tata ---> 3 mama	50
01-231	17-0012	conector(adaptor) 6P4C : 1 tata ---> 5 mama	10



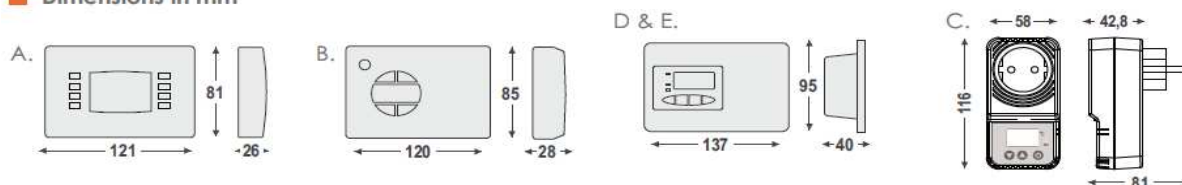
COD		DENUMIRE	PACK. (buc)
dablerom	producator		
01-232	17-006	conector rotativ cu mufe: tata + mama	1/10



Termostate 220-240V AC & Accesorii



Dimensions in mm



COD	POZA	DENUMIRE	CONSUM	IESIRE	PACK. (buc)
BS-900	F	Termostat de camera electromecanic	-	230V/8A	1
BS-901	F	Termostat de camera electromecanic (plus iesire boiler)	-	230V/2x10A	1
BS-824	C	Priza electrica cu termostat	0.5VA	250V/16A	1/28
BS-812	A	Termostat electronic programabil cu baterii	-	5A/250V	1/34
BS-813	A	Termostat electronic programabil cu baterii (plus iesire boiler)	-	2x5A/250V	1/34
BS-814	A	Termostat electr. programabil cu releu 16A ptr elemente de incalzire	-	12A/250V	1/34
BS-818	A & G	Termostat wireless electronic programabil cu baterii 2xAA	-	5A/250V	1
BS-819	A & G	Termostat wireless electr. programabil (plus iesire boiler) cu baterii	-	2x5A/250V	1
BS-818/T	A	Emitator Wireless pentru BS-818	-	-	1
BS-819/T	A	Emitator Wireless pentru BS-819	-	-	1
BS-818/R	G	Receptor Wireless pentru BS-818	-	-	1
BS-819/R	G	Receptor Wireless pentru BS-819	-	-	1
BS-840	B	Termostat programabil pentru semineu	3VA/2.5W	max.200W	1/12
BS-841	D	Termostat ingropat programabil pentru semineu	3VA/2.5W	max.200W	1/12
BS-844	E	Termostat ingropat pentru centrala pe lemne	3VA/2.5W	200W/0.65A	1/12
A-840	2	Senzor de temperatura pentru BS-840, BS-841& BS-844	-	-	1
BS-844/2	E	Termostat ingropat pentru centrala pe lemne (2 senzori)	3VA/2.5W	200W/12A	1/12
A-844/2	3	Senzor de temperatura tip J 450°C	-	-	1
B-844/2	1	Senzor de temperatura pentru BS-844/2	-	-	1

Sonerii

COD		DENUMIRE	PACK. (buc)
dablerom	producator		
02-345	20-3001	sonerie pe sina electronica 230V - 1 modul	12/240



COD		DENUMIRE	PACK. (buc)
dablerom	producator		
22-022/100	11-26	sonerie rotunda metalica Ø100mm 230V 85dB	1/50



COD		DENUMIRE	PACK. (buc)
dablerom	producator		
22-022/150	11-27	sonerie rotunda metalica Ø150mm 230V 95dB	12/240



COD		DENUMIRE	PACK. (buc)
dablerom	producator		
22-025	P200	sonerie rotunda metalica cu baza din plastic 230V sau 110V sau 48V sau 12V - 100dB	12/240



Sirene

COD dablerom	DENUMIRE	PACK. (buc)
BS-540	sirena 12-24V DC IP20 cu reglaj 0-100dB	1/36

BS-545	sirena 230V AC IP20 cu reglaj 0-100dB	1/36
--------	---------------------------------------	------

BS-500	sirena pt. telefon 230V AC IP20 cu reglaj 40-105dB	1/36
--------	--	------

COD dablerom	DENUMIRE	PACK. (buc)
BS-546	sirena cu semnal luminos 230V AC IP20 100dB	1/16

COD dablerom	DENUMIRE	PACK. (buc)
BS-505	sirena pt. telefon cu semnal luminos 230V AC IP42 105dB	1/16

BS-505/WP	sirena pt. telefon cu semnal luminos 230V AC IP65 105dB	1/16
-----------	---	------



Lampi Avarie

COD dablerom	DENUMIRE	PACK. (buc)
33-900/12	lampa de avarie (girofar) rosie - 10W - 12V DC	1
33-900/24	lampa de avarie (girofar) rosie - 10W - 24V DC	1
33-900/110	lampa de avarie (girofar) rosie - 10W - 110V AC	1
33-900/230	lampa de avarie (girofar) rosie - 10W - 230V AC	1
33-901/12	lampa de avarie (girofar) galbena - 10W - 12V DC	1
33-901/24	lampa de avarie (girofar) galbena - 10W - 24V DC	1
33-901/110	lampa de avarie (girofar) galbena - 10W - 110V AC	1
33-901/230	lampa de avarie (girofar) galbena - 10W - 230V AC	1
33-902/12	lampa de avarie (girofar) albastra - 10W - 12V DC	1
33-902/24	lampa de avarie (girofar) albastra - 10W - 24V DC	1
33-902/110	lampa de avarie (girofar) albastra - 10W - 110V AC	1
33-902/230	lampa de avarie (girofar) albastra - 10W - 230V AC	1
33-903/12	lampa de avarie (girofar) verde - 10W - 12V DC	1
33-903/24	lampa de avarie (girofar) verde - 10W - 24V DC	1
33-903/110	lampa de avarie (girofar) verde - 10W - 110V AC	1
33-903/230	lampa de avarie (girofar) verde - 10W - 230V AC	1

- cu Bec B14
- Dim.: 150x100mm
- 200 rotatie/minut
IP55



Lampi Avarie cu Sirena

COD dablerom	DENUMIRE	PACK. (buc)
33-910/12	lampa de avarie (girofar) cu sirena rosie - 10W - 12V DC	1
33-910/24	lampa de avarie (girofar) cu sirena rosie - 10W - 24V DC	1
33-910/110	lampa de avarie (girofar) cu sirena rosie - 10W - 110V AC	1
33-910/230	lampa de avarie (girofar) cu sirena rosie - 10W - 230V AC	1
33-911/12	lampa de avarie (girofar) cu sirena galbena - 10W - 12V DC	1
33-911/24	lampa de avarie (girofar) cu sirena galbena - 10W - 24V DC	1
33-911/110	lampa de avarie (girofar) cu sirena galbena - 10W - 110V AC	1
33-911/230	lampa de avarie (girofar) cu sirena galbena - 10W - 230V AC	1
33-912/12	lampa de avarie (girofar) cu sirena albastra - 10W - 12V DC	1
33-912/24	lampa de avarie (girofar) cu sirena albastra - 10W - 24V DC	1
33-912/110	lampa de avarie (girofar) cu sirena albastra - 10W - 110V AC	1
33-912/230	lampa de avarie (girofar) cu sirena albastra - 10W - 230V AC	1
33-913/12	lampa de avarie (girofar) cu sirena verde - 10W - 12V DC	1
33-913/24	lampa de avarie (girofar) cu sirena verde - 10W - 24V DC	1
33-913/110	lampa de avarie (girofar) cu sirena verde - 10W - 110V AC	1
33-913/230	lampa de avarie (girofar) cu sirena verde - 10W - 230V AC	1

- cu Bec B14
- cu Sirena 75dB
- Dim.: 177x122mm
- 200 rotatie/minut
IP55



Doze Aparat Sub Tencuiala & Accesorii

COD dablerom	DENUMIRE	DIMENSIUNI (mm)	PACK. (buc)
39-010	clasic - 3 intrari	Ø65mm - L:35mm	100
39-005	conectabila - 7 intrari	Ø60mm - L:40mm	100
39-007	conectabila adanca - 11 intrari	Ø60mm - L:60mm	60
39-006	conector/distantier pentru doze 39-005 & 39-007		100
39-405	conectabila - 7 intrari	Ø71mm - L:43mm	140
39-407	conectabila adanca - 8 intrari	Ø71mm - L:73mm	54
39-020	prelungitor de 1cm pentru doze de aparat		130
39-021	prelungitor de 2cm pentru doze de aparat		130



Doze Ramificatie Sub Tencuiala cu Capac

COD dablerom	DENUMIRE	DIMENSIUNI (mm)	PACK. (buc)	PRET / BUC. euro fara tva
39-011	conectabila-capac prin presare-9 intrari	Ø75mm - L:35mm	100	
39-410	conectabila - capac cu filet - 7 intrari	Ø71mm - L:43mm	70	
39-411	conect.adanca-capac cu surub.-8 intrari	Ø71mm - L:73mm	54	
39-012	"super" - capac prin presare - 10 intrari	Ø102mm - L:38mm	50	
39-412	"super2" - capac cu filet - 9 intrari	Ø112mm - L:52mm	32	
39-013	clasic - capac prin presare - 10 intrari	75x75x35mm	50	
39-014	adanca - capac prin presare - 8 intrari	75x75x45mm	50	
39-015	clasic - capac prin presare - 14 intrari	100x100x35mm	45	
39-016	adanca - capac cu surub. - 16 intrari	100x100x50mm	50	
39-017	dreptungh. - capac cu surub. - 25 intrari	100x150x50mm	25	
39-018	dreptungh. - capac cu surub. - 28 intrari	100x200x50mm	20	
39-019	dreptungh. - capac cu surub. - 32 intrari	150x200x60mm	10	



Doze Aparat pentru Rigips

COD dablerom	DENUMIRE	DIMENSIUNI (mm)	PACK. (buc)	PRET / BUC. euro fara tva
39-009	clasic - 8 intrari	Ø68mm - L:48mm	100	
39-409	conectabila adanca - 8 intrari	Ø71mm - L:73mm	54	
39-072	dubla (2 x Ø60mm) - 10 intrari	144x73x45mm	5/70	
39-073	tripla (3 x Ø60mm) - 14 intrari	215x73x45mm	5/80	
39-074	cvadrupla (4 x Ø60mm) - 16 intrari	286x73x45mm	5/30	
39-075	cvintupla (5 x Ø60mm) - 16 intrari	356x73x45mm	2/35	



Doze Ramificatie cu Capac pentru Rigips

COD dablerom	DENUMIRE	DIMENSIUNI (mm)	PACK. (buc)	PRET / BUC. euro fara tva
39-008	clasic - capac prin presare - 8 intrari	Ø74mm - L:58mm	60	
39-408	conect.adanca-capac cu surub.-8 intrari	Ø71mm - L:73mm	54	
39-004	"super" - capac prin presare - 12 intrari	Ø102.5mm - L:51mm	45	
39-077	dreptungh. - capac cu surub. - 25 intrari	100x150x50mm	25	
39-078	dreptungh. - capac cu surub. - 28 intrari	100x200x50mm	20	



Capace pentru Doze

COD dablerom	DENUMIRE	DIMENSIUNI (mm)	PACK. (buc)
39-055	capac mic cu urechi	Ø85mm	250
39-056	capac mare cu urechi	Ø110mm	150
39-050	capac pentru doza de aparat clasic	Ø63mm	200
39-051	capac pt. doza de aparat conectabila	Ø60mm	200
39-052	capac pentru doza de ramificatie clasic	Ø70mm	120
39-053	capac pt. doza de ramificatie "super"	Ø98mm	150



Capace care protejeaza doza in momentul aplicarii tencuiei



Doze pentru Spoturi R50 / R63 / R80

COD dablerom	DENUMIRE	DIMENSIUNI (mm)	PACK. (buc)
39-034	pentru spoturi R50 - 4 intrari	R50	16
39-035	pentru spoturi R63/R80 - 4 intrari	R63 / R80	28



Doze pentru Beton

COD dablerom	DENUMIRE	INTRARI (mm)	PACK. (buc)
39-041	aparat conectabila - 3 intrari - IP65	1xØ20mm+2xØ25mm	60
39-040	ramificatie - 3 intrari - IP65	1xØ20mm+2xØ28mm	50
39-042	ramificatie & iluminat - 12 intrari - IP65	8xØ26mm+4xØ35mm	15
39-045	ramificatie patrata - 8 intrari - IP54	8xØ21mm	30
39-060	conector de capat pentru copex Ø16mm		20
39-061	conector de capat pentru copex Ø20mm		20



Doze Ramificatie Pe Tencuiala - Seria "Cross"

COD dablerom	DENUMIRE	DIMENSIUNI (mm)	PACK. (buc)	PRET / BUC. euro fara tva
39-024	B (T) - cu 3 capace - IP54	Ø69mm x 30mm	50	
39-025	B (+) - cu 4 capace - IP54	Ø69mm x 30mm	50	
39-088	(+) - cu 4 capace - IP54	Ø94mm x 43mm	20	
39-024	A (T) - cu 3 presetupe Ø16 - IP54	Ø71mm x 30mm	45	
39-025	A (+) - cu 4 presetupe Ø16 - IP54	Ø71mm x 30mm	45	
39-089	(+) - cu 4 presetupe Ø16 - IP67	Ø100mm x 44.6mm	50	
39-0892	(+) - cu 4 presetupe Ø21 - IP67	Ø125mm x 67mm	20	



Doze Ramificatie Pe Tencuiala - Seria "Soft"

COD dablerom	DENUMIRE	DIMENSIUNI (mm)	PACK. (buc)	PRET / BUC. euro fara tva
39-026	patrata - cu 6 intrari - IP54	65x65x35mm	45	
39-027	patrata - cu 12 intrari - IP54	75x75x35mm	45	
39-032	patrata - cu 8 intrari - IP54	100x100x40mm	30	
39-080	dreptungh. - cu 10 intrari - IP54	90x45x40mm	95	
39-081	dreptungh. - cu 14 intrari - IP54	90x90x40mm	45	
39-082	dreptungh. - cu 18 intrari - IP54	135x90x40mm	30	



Doze Ramificatie Pe Tencuiala - Seria "S-Box06"

COD dablerom	DENUMIRE	DIMENSIUNI (mm)	PACK. (buc)
39-028	rotunda cu garnituri - IP55	Ø60mm x 35mm	50
39-029	rotunda cu garnituri - IP55	Ø80mm x 40mm	50
39-030	patrata cu garnituri - IP55	80x80x40mm	50
39-031	patrata cu garnituri - IP55	100x100x50mm	50/90
39-103	dreprungh. cu garnituri - IP55	120x80x50mm	50/108
39-104	dreprungh. cu garnituri - IP55	150x110x70mm	25/50
39-105	dreprungh. cu garnituri - IP55	190x140x70mm	15/28
39-106	dreprungh. cu garnituri - IP55	240x190x90mm	14
39-107	dreprungh. cu garnituri - IP55	300x220x120mm	6
39-108	dreprungh. cu garnituri - IP55	380x300x120mm	5
39-109	dreprungh. cu garnituri - IP55	460x380x120mm	3



Doze Ramificatie Pe Tencuiala - Seria "S-Box16"

COD dablerom	DENUMIRE	DIMENSIUNI (mm)	PACK. (buc)
39-120	patrata - IP56	100x100x50mm	50/90
39-121	dreprungh. - IP56	120x80x50mm	50/108
39-122	dreprungh. - IP56	150x110x70mm	25/50
39-123	dreprungh. - IP56	190x140x70mm	15/28
39-124	dreprungh. - IP56	240x190x90mm	14
39-125	dreprungh. - IP56	300x220x120mm	6
39-126	dreprungh. - IP56	380x300x120mm	5
39-127	dreprungh. - IP56	460x380x120mm	3



Doze Ramificatie Pe Tencuiala - Seria "S-Box20"

COD dablerom	DENUMIRE	DIMENSIUNI (mm)	PACK. (buc)
39-090	dreprungh.cu capac alb mat - IP55	280x160x130mm	4
39-091	dreprungh.cu capac transparent - IP55	280x160x130mm	4
39-092	placa de montaj pentru doze 39-090 & 39-091		4
39-095	dreprungh.cu capac alb mat - IP55	380x280x150mm	3
39-097	placa de montaj pentru doze 39-090 & 39-091		3



FIBOX - DOZE "TEMPO" IP65 - ABS



FIBOX - DOZE "PICCOLO" IP66 / IP67 - ABS / PC



FIBOX - DOZE "MNX" IP66 / IP67 - ABS / PC



FIBOX - DOZE "SOLID" IP66 / IP67 - ABS / PC / GRP



FIBOX - DOZE "DG" IP66 / IP67 - ABS / PC



FIBOX - DOZE "EURONORD" IP65/IP66/IP67 - ABS/PC/GRP/AL



FIBOX - DOZE "EK" IP65/IP66/IP67 - PC



FIBOX - DOZE "SPACE LINK" IP65 - PC



FIBOX - DOZE "QUICK" IP66 / IP67 - ABS / PC



FIBOX - DOZE "CARDMASTER" IP65 - ABS / PC



FIBOX - DOZE "ATEX" IP66/IP67 - PC / AL / GRP



FIBOX - TABLOU "CAB" IP65/IP66 - ABS / PC / GRP



FIBOX - TABLOU "MCE" IP65 - ABS / PC




Tablouri din Plastic Sub Tencuiala

freder[®]

COD dablerom	DENUMIRE	DIMENSIUNI (mm)	PACK. (buc)
32-310/4	4 module cu usa - 1 sir	L:136 W:222 H:93	1/20
32-310/6	6 module cu usa - 1 sir	L:172 W:222 H:93	1/20
32-310/8	8 module cu usa - 1 sir	L:208 W:222 H:93	1/10
32-310/12	12 module cu usa - 1 sir	L:280 W:222 H:100	1/10
32-310/18	18 module cu usa - 1 sir	L:398 W:252 H:103	1/10
32-310/24	24 module cu usa - 2 siruri	L:300 W:345 H:103	1/4
32-310/36	36 module cu usa - 3 siruri	L:300 W:480 H:103	1/2



- cu sina reglabila
- cu bara de nul



Tablouri din Plastic Pe Tencuiala

COD dablerom	DENUMIRE	DIMENSIUNI (mm)	PACK. (buc)
39-200	2 module fara usa - 1 sir	L:50 W:130 H:60	1/30
39-201	4 module fara usa - 1 sir	L:90 W:130 H:60	1/30



COD dablerom	DENUMIRE	DIMENSIUNI (mm)	PACK. (buc)
32-300/4	4 module cu usa - 1 sir	L:112 W:210 H:100	1/20
32-300/6	6 module cu usa - 1 sir	L:148 W:210 H:100	1/20
32-300/8	8 module cu usa - 1 sir	L:184 W:210 H:100	1/10
32-300/12	12 module cu usa - 1 sir	L:256 W:210 H:100	1/10
32-300/18	18 module cu usa - 1 sir	L:364 W:222 H:100	1/10
32-300/24	24 module cu usa - 2 siruri	L:270 W:325 H:100	1/4
32-300/36	36 module cu usa - 3 siruri	L:270 W:460 H:100	1/2

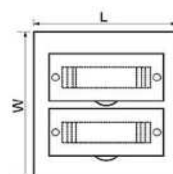
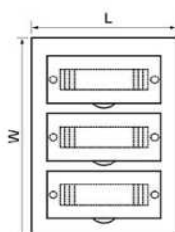
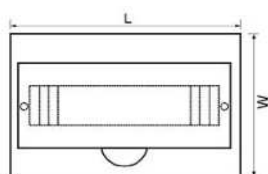
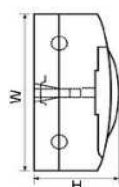


- cu sina reglabila
- cu bara de nul



Tablouri din Plastic Pe Tencuiala - IP65

COD dablerom	DENUMIRE	DIMENSIUNI (mm)	PACK. (buc)
32-365/4	4 module cu usa - 1 sir	L:140 W:210 H:100	1/30
32-365/8	8 module cu usa - 1 sir	L:215 W:210 H:100	1/20
32-365/12	12 module cu usa - 1 sir	L:300 W:260 H:140	1/10
32-365/24	24 module cu usa - 2 siruri	L:415 W:300 H:140	1/5



Tablouri Metalice Pe Tencuiala (RAL 7032) - IP56

freder[®]

COD dablerom	DENUMIRE	DIMENSIUNI (mm)	PACK. (buc)
32-400/25	cu contrapanou & accesorii - 25x20cm	250x200x150mm	1
32-400/30	cu contrapanou & accesorii - 30x25cm	300x250x150mm	1
32-400/40	cu contrapanou & accesorii - 40x30cm	400x300x200mm	1
32-400/50	cu contrapanou & accesorii - 50x40cm	500x400x200mm	1
32-400/60	cu contrapanou & accesorii - 60x40cm	600x400x200mm	1
32-400/70	cu contrapanou & accesorii - 70x50cm	700x500x200mm	1
32-400/80	cu contrapanou & accesorii - 80x60cm	800x600x250mm	1
32-400/100	cu contrapanou & accesorii - 100x80cm	1000x800x300mm	1
32-400/120	cu contrapanou & accesorii - 120x80cm	1200x800x300mm	1



cu doua usi

Masca cu Sina pentru Tablouri Metalice

COD dablerom	DENUMIRE	PACK. (buc)
32-400/3001	masca pt. tablou 30x25x15cm - 8posturi / 1 sir	1
32-400/4002	masca pt. tablou 40x30x20cm - 22posturi / 2 sir.	1
32-400/5003	masca pt. tablou 50x40x20cm - 48posturi / 3 sir.	1
32-400/7004	masca pt. tablou 70x50x20cm - 88posturi / 4 sir.	1
32-400/10006	masca pt. tablou 100x80x30cm - 234posturi / 6sir.	1



Tablouri din Poliester - IP67

COD dablerom	DENUMIRE	DIMENSIUNI (mm)	PACK. (buc)
32-450	cu contrapanou - 30x25cm	300x250x170mm	1
32-451	cu contrapanou - 40x30cm	400x300x170mm	1
32-452	cu contrapanou - 50x35cm	500x350x220mm	1
32-453	cu contrapanou - 60x40cm	600x400x220mm	1
32-454	cu contrapanou - 80x50cm	800x500x270mm	1




Accesorii pentru Tablou

COD dablerom	DENUMIRE	DIMENSIUNI (mm)	PACK. (buc)
02-435	sina "Ω" metalica galvanizata 1metru	1000 x 35mm	20/100
02-436	sina "Ω" aluminiu 1metru	1000 x 35mm	20/100



COD dablerom	DENUMIRE	DIMENSIUNI (mm)	PACK. (buc)
02-426	bara de nul cu 4 suruburi - L:4cm	40 x 7 x 9mm	50/200
02-427	bara de nul cu 8 suruburi - L:7cm	70 x 7 x 9mm	25/100
02-428	bara de nul cu 51 suruburi - L:50cm	50 x 7 x 9mm	10/100
02-429	support din plastic pentru bara de nul		2/50



COD dablerom	DENUMIRE	DIMENSIUNI (mm)	PACK. (buc)
32-590	bare de nul la cutie-2bare x 7poli-125A	65 x 42 x 50mm	1/100
32-591	bare de nul la cutie-4bare x 7poli-125A	65 x 88 x 50mm	1/100
32-592	bare de nul la cutie-4bare x 11poli-125A	100 x 88 x 50mm	1/50
32-593	bare de nul la cutie-4bare x 15poli-125A	133 x 88 x 50mm	1/50



COD dablerom	DENUMIRE	DIMENSIUNI (mm)	PACK. (buc)
39-036	tile pentru tablou albe	170 x 25mm	1/250



COD dablerom	DENUMIRE	DIMENSIUNI (mm)	PACK. (buc)
02-830	presetupe cu inel PG9 - IP68	∅:9mm	100
02-831	presetupe cu inel PG11 - IP68	∅:11mm	100
02-832	presetupe cu inel PG13.5 - IP68	∅:13.5mm	100
02-833	presetupe cu inel PG16 - IP68	∅:16mm	100
02-834	presetupe cu inel PG21 - IP68	∅:21mm	100
02-835	presetupe cu inel PG29 - IP68	∅:29mm	50
02-836	presetupe cu inel PG36 - IP68	∅:36mm	20
02-837	presetupe cu inel PG42 - IP68	∅:42mm	20
02-838	presetupe cu inel PG48 - IP68	∅:48mm	20



COD dablerom	DENUMIRE	DIMENSIUNI (mm)	PACK. (buc)
02-840/16	dop de etansare pentru PG16	∅:16mm	10/200
02-840/21	dop de etansare pentru PG21	∅:21mm	10/130
02-840/29	dop de etansare pentru PG29	∅:29mm	10/500



Izolatori

COD dablerom	DENUMIRE	DIMENSIUNI (mm)	PACK. (buc)
02-422	izolator octagonal 500V - M6	h:35.5mm Ø31.5mm	20/400
02-423	izolator octagonal 500V - M8	h:35.5mm Ø31.5mm	20/400
02-424	izolator octagonal 500V - M8	h:51.5mm Ø35mm	20/300
32-573	izolator octagonal 500V - M8	h:40mm Ø40mm	20/300
02-425	izolator octagonal 500V - M10	h:77mm Ø50mm	10/150



Priza Schuko pentru Sina

COD dablerom	DENUMIRE	DIMENSIUNI	PACK. (buc)
32-020	priza schuko pentru sina - 16A	3 module	5/100



Contor de Timp

COD dablerom	DENUMIRE	PACK. (buc)
02-556	contor de timp pentru usa tablou - 230V	1/200



Ventilatoare Simple pentru Tablou & Accesorii

COD dablerom	DENUMIRE	DIMENSIUNI (mm)	PACK. (buc)
02-430	47m³/h - 14W - 0.09A - 230V	92x92x25mm	1/50
02-431	72m³/h - 18W - 0.11A - 230V	120x120x25mm	1/40
02-432	84m³/h - 20W - 0.12A - 230V	120x120x38mm	1/20
02-433	grilaj pentru ventilator 92x92xmm	92x92mm	1/100
02-434	grilaj pentru ventilator 120x120xmm	120x120mm	1/100



Ventilatoare cu Filtru pentru Tablou & Accesorii

COD dablerom	DENUMIRE	DIMENSIUNI (mm)	PACK. (buc)
32-950	20m³/h - 16W - 0.08A - IP54 - 230V	92x92mm	1
32-951	55m³/h - 19W - 0.12A - IP54 - 230V	124x124mm	1
32-952	105m³/h - 19W - 0.12A - IP54 - 230V	177x177mm	1
32-953	230m³/h - 41W - 0.28A - IP54 - 230V	224x224mm	1
32-960	grilaj pentru ventilator 92x92xmm	92x92mm	1
32-961	grilaj pentru ventilator 124x124xmm	124x124mm	1
32-962	grilaj pentru ventilator 177x177xmm	177x177mm	1
32-963	grilaj pentru ventilator 224x224xmm	224x224mm	1



RAL 7035



Butoane - Ø22mm

COD dablerom	DENUMIRE	PACK. (buc)
02-540	simplicu verde (start)	10
02-541	simplicu rosu (stop)	10
32-751	simplicu verde cu 1 contact inchis (NI)	10
32-750	simplicu rosu cu 1 contact deschis (ND)	10
32-755	cu lumina verde - 1 contact inchis (NI)	10
32-756	cu lumina rosie - 1 contact deschis (ND)	10
32-760	dublu verde - rosu (start-stop) cu 1 contact inchis (NI) si 1 contact inchis (ND)	10
32-765	"ciuperca" Ø40mm rosu cu retinere cu 1 contact inchis (NI)	10
32-766	"ciuperca" Ø60mm rosu cu revenire cu 1 contact inchis (NI)	10



Intrerupatoare Rotative - Ø22mm

COD dablerom	DENUMIRE	DIMENSIUNI (mm)	PACK. (buc)
32-770	0-1 cu retinere - maner scurt - 1 contact deschis (ND)		10
32-771	1-0-2 cu retinere - maner scurt - 2 contacte deschis (ND)		10
32-777	1-0-1 cu revenire - maner lung - 2 contacte deschis (ND)		10
32-780	0-1 cu retinere - cu cheie - 1 contact deschis (ND)		10
32-773	cu lumina verde - 1 contact inchis (NI) si 1 contact deschis (ND)		10
32-774	cu lumina rosie - 1 contact inchis (NI) si 1 contact deschis (ND)		10



Contacte Auxiliare

COD dablerom	DENUMIRE	DIMENSIUNI (mm)	PACK. (buc)
32-790	contact auxiliar normal deschis (ND)		10
32-791	contact auxiliar normal inchis (NI)		10



Capac Siliconic - Ø22mm

COD dablerom	DENUMIRE	DIMENSIUNI (mm)	PACK. (buc)
32-795	capac siliconic alb pentru a transforma butonul Ø22mm in IP65		10



Lampi de Semnalizare - Ø22mm

COD dablerom	DENUMIRE	PACK. (buc)
32-740/12	12V AC/DC - rosu - cu led	10
32-741/12	12V AC/DC - verde - cu led	10
32-742/12	12V AC/DC - galben - cu led	10
32-740/24	24V AC/DC - rosu - cu led	10
32-741/24	24V AC/DC - verde - cu led	10
32-742/24	24V AC/DC - galben - cu led	10
32-743/24	24V AC/DC - alb - cu led	10
32-740/48	48V AC/DC - rosu - cu led	10
32-741/48	48V AC/DC - verde - cu led	10
32-742/48	48V AC/DC - galben - cu led	10
32-740/110	110V AC/DC - rosu - cu led	10
32-741/110	110V AC/DC - verde - cu led	10
32-742/110	110V AC/DC - galben - cu led	10
02-534	230V AC - rosu - cu led	10
02-533	230V AC - verde - cu led	10
02-535	230V AC - galben - cu led	10
32-743/230	230V AC - alb - cu led	10
32-744/230	230V AC - albastru - cu led	10



Lampi de Semnalizare cu Flash si Buzzer - Ø22mm

COD dablerom	DENUMIRE	PACK. (buc)
32-749/230	230V AC - rosu - cu led - flash - buzzer	10



Cutie pentru Butoane Ø22mm

COD dablerom	DENUMIRE	PACK. (buc)
32-701	pentru 1 buton	1/10
32-702	pentru 2 butoane	1/10
32-703	pentru 3 butoane	1/10
32-704	pentru 4 butoane	1/10
32-705	pentru 5 butoane	1/10
32-706	pentru 6 butoane	1/10



Cutie de Comanda cu Butoane - 15A - IP65

COD dablerom	DENUMIRE	PACK. (buc)
32-726	cu 2 butoane	1/10
32-727	cu 4 butoane	1/10
32-728	cu 6 butoane	1/10



Intrerupatoare "ST"

COD dablerom	DENUMIRE	PACK. (buc)
02-545	cu bec - simplu (I) - ON/OFF - 3 contacte - 15A	40
02-546	cu bec - dublu (II) - ON/OFF - 6 contacte - 16A	20
02-547	cu bec - simplu lat (I) - ON/OFF - 6 contacte - 16A	20

COD dablerom	DENUMIRE	PACK. (buc)
02-548	pentru usa - ON/OFF - 4 contacte - 15A	10
02-549	pentru usa - ON/OFF/ON - 6 contacte - 15A	10



Intrerupatoare Sarcina ON/OFF in Cutie - IP56

COD dablerom	DENUMIRE	DIMENSIUNI (mm)	PACK. (buc)
02-411/63	1 pol - 4intrari - 250V - 63A	162x80x74mm	1/20
02-412/63	2 poli - 4intrari - 400V - 63A	162x80x74mm	1/20
02-413/63	3 poli - 4intrari - 400V - 63A	162x80x74mm	1/20
02-414/63	4 poli - 4intrari - 400V - 63A	162x80x74mm	1/20



Cutie Metalica cu Butoane ON/OFF

COD dablerom	DENUMIRE	PACK. (buc)
02-421	trifazic 3x30A	1/100



Intrerupatoare de Picior

COD dablerom	DENUMIRE	PACK. (buc)
32-024/110	plastic mic 1ND - 1NI - 6.5x10cm - 220V - 10A	1
32-024/120	metalic mediu 1ND - 1NI - 6x12cm - 220V - 10A	1
32-024/130	metalic mare 1ND - 1NI - 8x15cm - 220V - 10A	1
32-024/211	metalic mare cu protectie 1ND - 1NI - 21x12cm - 250V - 15A	1



Intrerupatoare Circulare cu Came & Accesorii



COD dablerom	DENUMIRE	PACK. (buc)
63-000	intrerupator circular 1x10A - 0-1	1/10
63-001	intrerupator circular 1x16A - 0-1	1/10
63-002	intrerupator circular 1x25A - 0-1	1/10
63-004	intrerupator circular 3x10A - 0-1	1/10
63-005	intrerupator circular 3x16A - 0-1	1/10
63-006	intrerupator circular 3x25A - 0-1	1/10
63-007	intrerupator circular 3x40A - 0-1	1/5
63-008	intrerupator circular 3x63A - 0-1	1/5
63-009	intrerupator circular 3x100A - 0-1	1/5
63-010	intrerupator circular 3x125A - 0-1	1/5
63-011	intrerupator circular 3x160A - 0-1	1/5
63-012	intrerupator circular 3x200A - 0-1	1/5



COD dablerom	DENUMIRE	PACK. (buc)
63-013	intrerupator circular 1x10A - 1-0-2	1/10
63-014	intrerupator circular 1x16A - 1-0-2	1/10
63-015	intrerupator circular 1x25A - 1-0-2	1/10
63-016	intrerupator circular 3x10A - 1-0-2	1/10
63-017	intrerupator circular 3x16A - 1-0-2	1/10
63-018	intrerupator circular 3x25A - 1-0-2	1/10
63-019	intrerupator circular 3x40A - 1-0-2	1/5
63-020	intrerupator circular 3x63A - 1-0-2	1/5
63-021	intrerupator circular 3x100A - 1-0-2	1/5
63-022	intrerupator circular 3x125A - 1-0-2	1/5
63-023	intrerupator circular 3x160A - 1-0-2	1/5
63-024	intrerupator circular 3x200A - 1-0-2	1/5



COD dablerom	DENUMIRE	PACK. (buc)
63-031	intrerupator circular stea triunghi 16A - O-Y-Δ	1/10
63-032	intrerupator circular stea triunghi 25A - O-Y-Δ	1/10
63-033	intrerupator circular stea triunghi 40A - O-Y-Δ	1/5
63-034	intrerupator circular stea triunghi 63A - O-Y-Δ	1/5
63-035	intrerupator circular stea triunghi 100A - O-Y-Δ	1/5



COD dablerom	DENUMIRE	PACK. (buc)
63-900	cutie pentru intrerupatoare circulare 1x10A	1/10
63-905	cutie pentru intrer. circulare 1x16A / 3x16A / 1x25A / 3x25A	1/5
63-910	cutie pentru intrer. circulare 1x40A / 3x40A / 1x63A / 3x63A	1/5



Voltmetre Tablou - Directe AC

COD dablerom	DENUMIRE	PACK. (buc)
02-652	80 x 80mm - 0-500V	1
02-654	72 x 72mm - 0-500V	1
02-655	96 x 96mm - 0-300V	1
02-656	96 x 96mm - 0-500V	1



Ampermetre Tablou - Indirecte AC - 80x80mm

COD dablerom	DENUMIRE	PACK. (buc)
02-667	80 x 80mm - 100A / 5A	1
02-669	80 x 80mm - 200A / 5A	1
02-670	80 x 80mm - 250A / 5A	1
02-671	80 x 80mm - 300A / 5A	1
02-672	80 x 80mm - 600A / 5A	1




Ampermetre Tablou - Indirecte AC - 72x72mm

COD dablerom	DENUMIRE	PACK. (buc)
02-673	ampermetru gol 72 x 72mm - ... / 5A	1
02-674	placa (pentru 02-673) - 60A	1
02-675	placa (pentru 02-673) - 100A	1
02-676	placa (pentru 02-673) - 150A	1
02-677	placa (pentru 02-673) - 200A	1
02-678	placa (pentru 02-673) - 250A	1
02-679	placa (pentru 02-673) - 300A	1
02-680	placa (pentru 02-673) - 400A	1
02-681	placa (pentru 02-673) - 600A	1
02-682	placa (pentru 02-673) - 800A	1
02-683	placa (pentru 02-673) - 1000A	1
02-684	placa (pentru 02-673) - 1200A	1



Ampermetre Tablou - Indirecte AC - 96x96mm

COD dablerom	DENUMIRE	PACK. (buc)
02-685	ampermetru gol 96 x 96mm - ... / 5A	1
02-686	placa (pentru 02-685) - 60A	1
02-687	placa (pentru 02-685) - 100A	1
02-688	placa (pentru 02-685) - 150A	1
02-689	placa (pentru 02-685) - 200A	1
02-690	placa (pentru 02-685) - 250A	1
02-691	placa (pentru 02-685) - 300A	1
02-692	placa (pentru 02-685) - 400A	1
02-693	placa (pentru 02-685) - 500A	1
02-694	placa (pentru 02-685) - 600A	1
02-695	placa (pentru 02-685) - 800A	1
02-696	placa (pentru 02-685) - 1000A	1
02-697	placa (pentru 02-685) - 1200A	1
02-698	placa (pentru 02-685) - 1500A	1
02-699	placa (pentru 02-685) - 1600A	1
02-700	placa (pentru 02-685) - 2000A	1
02-701	placa (pentru 02-685) - 2500A	1
02-702	placa (pentru 02-685) - 3000A	1
02-703	placa (pentru 02-685) - 4000A	1



Transformatoare Curent 230V .../5A

COD dablerom	DENUMIRE	PACK. (buc)
02-704	transformator Ø30mm - 40A/5A	1/40
02-705	transformator Ø30mm - 60A/5A	1/40
02-706	transformator Ø30mm - 100A/5A	1/40
02-707	transformator Ø30mm - 150A/5A	1/40
02-708	transformator Ø30mm - 200A/5A	1/40
02-709	transformator Ø30mm - 250A/5A	1/40
02-710	transformator Ø30mm - 300A/5A	1/40
02-711	transformator Ø30mm - 400A/5A	1/40



COD dablerom	DENUMIRE	PACK. (buc)
02-712	transformator Ø40mm - 100A/5A	1/40
02-713	transformator Ø40mm - 150A/5A	1/40
02-714	transformator Ø40mm - 200A/5A	1/40
02-715	transformator Ø40mm - 250A/5A	1/40
02-716	transformator Ø40mm - 300A/5A	1/40
02-717	transformator Ø40mm - 400A/5A	1/40
02-718	transformator Ø40mm - 500A/5A	1/40
02-719	transformator Ø40mm - 600A/5A	1/40



COD dablerom	DENUMIRE	PACK. (buc)
02-720	transformator Ø60mm - 600A/5A	1/30
02-721	transformator Ø60mm - 800A/5A	1/30
02-722	transformator Ø60mm - 1000A/5A	1/30



COD dablerom	DENUMIRE	PACK. (buc)
02-723	transformator Ø100mm - 1000A/5A	1/30
02-724	transformator Ø100mm - 1200A/5A	1/20
02-725	transformator Ø100mm - 1600A/5A	1/30
02-726	transformator Ø100mm - 2000A/5A	1/30
02-727	transformator Ø100mm - 2500A/5A	1/20
02-728	transformator Ø100mm - 3000A/5A	1/20
02-729	transformator Ø100mm - 4000A/5A	1/20



Limitatori - Gama "LL8XCK" - IP65

COD dablerom	DENUMIRE	PACK. (buc)
33-010	Plastic LL8XCK-P118	1
33-011	Plastic LL8XCK-P145	1
33-012	Plastic LL8XCK-P110	1
33-013	Plastic LL8XCK-P102	1
33-014	Plastic LL8XCK-P108	1
33-015	Plastic LL8XCK-P155	1

Ui:500V Ith:10A IP65
 Ue:250V Ie:6A AC-15
 Ue:220V Ie:0.3A DC-13
 IEC60947-5-1 CE



LL8XCK-P118



LL8XCK-P145



LL8XCK-P110



LL8XCK-P102



LL8XCK-P108



LL8XCK-P155

- Gama :LL8XCK
- Material :Plastic
- Grad de protectie: IP65
- Viteza de actionare : 0.5mm-5cm/sec.
- Frecventa de actionare : - mecanic: 120act./min.
- electric: 30act./min.
- Durata de viata : - mecanic > 10.000.000 de actiuni
- electric > 500.000 de actiuni
- Rezistenta de contact : 25m Ω
- Rezistenta de izolatie > 100M Ω (la 500V DC)
- Temperatura de lucru : -5°C ... +65°C
- Umiditate de lucru <95%RH
- Dimensiuni: L:62mm W:30mm h:32mm

Limitatori - Gama "D4B" - IP66

COD dablerom	DENUMIRE	PACK. (buc)
33-000	Metalic D4B-1111N	1
33-001	Metalic D4B-1116N	1
33-002	Metalic D4B-1117N	1
33-005	Metalic D4B-1171N	1
33-006	Metalic D4B-1181N	1



D4B-1111N



D4B-1117N



D4B-1116N



D4B-1171N



D4B-1181N

- Gama :D4B
- Material :Metal
- Grad de protectie: IP66
- Viteza de actionare : 1mm-0.5m/sec.
- Frecventa de actionare : - mecanic: 120act./min.
- electric: 30act./min.
- Durata de viata : - mecanic > 15.000.000 de actiuni
- electric > 500.000 de actiuni
- Rezistenta de contact < 25m Ω
- Rezistenta de izolatie > 100M Ω (la 500V DC)
- Temperatura de lucru : -10°C ... +80°C
- Umiditate de lucru <95%RH
- Dimensiuni: L:73mm W:40mm h:41mm

Limitatori - Gama "V" - IP40

COD dablerom	DENUMIRE	PACK. (buc)
33-020	Plastic - V-151	1
33-021	Plastic - V-152	1
33-022	Plastic - V-153	1
33-023	Plastic - V-156	1

15A 1/2HP 125 250VAC
0.6A 125VDC 0.3A 250VDC

- Gama :V
- Material :Plastic
- Grad de protectie: IP40
- Viteza de actionare : 0.01mm-1m/sec.
- Frecventa de actionare : - mecanic: 600act./min.
- electric: 60act./min.
- Durata de viata : - mecanic > 5.000.000 de actiuni
- electric > 500.000 de actiuni
- Rezistenta de contact : 15m Ω
- Rezistenta de izolatie > 100M Ω (la 500V DC)
- Temperatura de lucru : -25°C ... +80°C
- Umiditate de lucru <85%RH
- Dimensiuni: L:28.5mm W:10.3mm h:10.3mm



Limitatori - Gama "Z15G" - IP40

COD dablerom	DENUMIRE	PACK. (buc)
33-030	Plastic - Z-15GQ	1
33-031	Plastic - Z-15GW	1
33-032	Plastic - Z-15GW2	1
33-033	Plastic - Z-15GW2277	1
33-034	Plastic - Z-15GQ22	1

- Gama :Z15G
- Material :Plastic
- Grad de protectie: IP40
- Viteza de actionare : 0.01mm-1m/sec.
- Frecventa de actionare : - mecanic: 240act./min.
- electric: 20act./min.
- Durata de viata : - mecanic > 20.000.000 de actiuni
- electric > 500.000 de actiuni
- Rezistenta de contact < 20m Ω
- Rezistenta de izolatie > 100M Ω (la 500V DC)
- Temperatura de lucru : -25°C ... +80°C
- Umiditate de lucru <85%RH
- Dimensiuni: L:49.2mm W:17.5mm h:25.5mm



Sigurante Automate pe Sina

freder[®]

COD dablerom	DENUMIRE	PACK. (buc)
02-350	monopolare - 1 modul - 2A	12/120
02-351	monopolare - 1 modul - 4A	12/120
02-352	monopolare - 1 modul - 6A	12/120
02-353	monopolare - 1 modul - 10A	12/120
02-354	monopolare - 1 modul - 16A	12/120
02-355	monopolare - 1 modul - 20A	12/120
02-356	monopolare - 1 modul - 25A	12/120
02-357	monopolare - 1 modul - 32A	12/120
02-358	monopolare - 1 modul - 40A	12/120
02-359	monopolare - 1 modul - 50A	12/120
02-360	monopolare - 1 modul - 63A	12/120


COD dablerom	DENUMIRE	PACK. (buc)
02-361	faza-nul - 1 modul - 10A	12/120
02-362	faza-nul - 1 modul - 16A	12/120
02-363	faza-nul - 1 modul - 20A	12/120
02-364	faza-nul - 1 modul - 25A	12/120
02-365	faza-nul - 1 modul - 32A	12/120

COD dablerom	DENUMIRE	PACK. (buc)
02-366	tripolare - 1 modul - 6A	4/40
02-367	tripolare - 1 modul - 10A	4/40
02-368	tripolare - 1 modul - 16A	4/40
02-369	tripolare - 1 modul - 20A	4/40
02-370	tripolare - 1 modul - 25A	4/40
02-371	tripolare - 1 modul - 32A	4/40
02-372	tripolare - 1 modul - 40A	4/40
02-373	tripolare - 1 modul - 50A	4/40
02-374	tripolare - 1 modul - 63A	4/40



Bare Izolate pentru Sigurante Automate

COD dablerom	DENUMIRE	PACK. (buc)
02-377	monofazica - L: 1m.	20/100
02-378	trifazica - L: 1m.	10/50
02-379	faza+nul - L: 1m.	10/50



Protectie Diferentiala

freder®

COD dablerom	DENUMIRE	PACK. (buc)
02-335/40	2poli x 40A - 30mA	1/60
02-335/63	2poli x 63A - 30mA	1/60
02-336/40	4poli x 40A - 30mA	1/30
02-336/63	4poli x 63A - 30mA	1/30



Intrerupatoare pe Sina

COD dablerom	DENUMIRE	PACK. (buc)
02-338	1pol x 40A	12/240
02-339	1pol x 63A	12/240
02-340	2poli x 63A	6/120
02-341	3poli x 63A	4/80
02-342	3poli x 100A	4/80



Sonerie Pe Sina

COD dablerom	DENUMIRE	PACK. (buc)
02-345	sonerie pe sina electronica 230V - 1 modul	12/240



Lampa Indicatoare pe Sina

COD dablerom	DENUMIRE	PACK. (buc)
02-344	lampa indicatoare pe sina rosie - 1 modul	12/120



Sigurante Automate E27

COD dablerom	DENUMIRE	PACK. (buc)
02-346	siguranta automate E27 - 10A	10/200
02-347	siguranta automate E27 - 16A	10/200
02-348	siguranta automate E27 - 20A	10/200
02-349	siguranta automate E27 - 25A	10/200



Programatoare

COD dablerom	DENUMIRE	PACK. (buc)
02-375/1	analogic pe sina 24h (zilnic) cu autonomie 72h. 1 modul - 16A	1/8/160
02-375/3	analogic pe sina 24h (zilnic) cu autonomie 150h. 3 module - 16A	1/3/72
02-376	digital pe sina 160h (saptamanal) cu autonomie 150h. 2 module - 16A	1/4/80
01-032	analogic in cutie metalica 24h (zilnic) cu autonomie 150h. aparent - 20A	1/23



Automat de Scara

COD dablerom	DENUMIRE	PACK. (buc)
32-019	analogic pe sina reglaj: 1..7minute 1 modul - 16A	1/8/160



Contoare pe Sina Monofazice

COD dablerom	DENUMIRE	PACK. (buc)
02-553/an	analogic pe sina monofazic - 1 modul - Ix45A	10/100
02-553/dig	digital pe sina monofazic - 1 modul - Ix45A	10/100
02-554/an	analogic pe sina monofazic - 4 module - Ix100A	1/40
02-554/dig	digital pe sina monofazic - 4 module - Ix100A	1/40



Contoare pe Sina Trifazice

COD dablerom	DENUMIRE	PACK. (buc)
02-552/an	analogic pe sina trifazic - 6 module - IIIx100A	1/30
02-552/dig	digital pe sina trifazic - 6 module - IIIx100A	1/30
02-5525/dig	digital pe sina trifazic - 6 module - prin transformator de curent .../5A	1/30



Relee de Monitorizare Tensiune pe Sina

COD dablerom	DENUMIRE	PACK. (buc)
32-911/11	monofazic - 2 module - 240V - 5A Reglaj supratensiune: 250V-310V Reglaj subtensiune: 170V-230V Reglaj timp de intarziere: 1-10sec.	1
32-911/33	trifazic - 2 module - 400V - 5A (240V) Reglaj supratensiune: 400V-490V Reglaj subtensiune: 265V-360V Reglaj timp de intarziere: 1-10sec. Monitorizare succesiunii fazei Monitorizare avariilor fazei	1



Relee de Timp & Soclu

02-524	230V AC - 3A - 2 contacte reglaj : 1 sec.-80min.	1/10/100
02-525	24-240V AC/DC - 5A - 2 contacte reglaj : 1 sec.-100h.	1/100
02-582	soclu pe sina pentru relele de timp cu 8 picioare	20/400



Termostate pe Sina - IP20

COD dablerom	DENUMIRE	PACK. (buc)
32-933	pentru racire (pornirea dispozitivelor de racire) - 240V AC	1
32-934	pentru incalzire (pornirea dispozitivelor de incalzire) - 240V AC	1
32-935	cu 2 functii - pentru racire & incalzire - 240V AC	1




Relee Auxiliare & Socluri - 8 Picioare

COD dablerom	DENUMIRE	PACK. (buc)
02-560	6V AC - cu LED & test buton - 8 picioare - 2 contacte	20/300
02-561	6V DC - cu LED & test buton - 8 picioare - 2 contacte	20/300
02-562	12V AC - cu LED & test buton - 8 picioare - 2 contacte	20/240
02-563	12V DC - cu LED & test buton - 8 picioare - 2 contacte	20/240
02-564	24V AC - cu LED & test buton - 8 picioare - 2 contacte	20/240
02-565	24V DC - cu LED & test buton - 8 picioare - 2 contacte	20/240
02-567	48V DC - cu LED & test buton - 8 picioare - 2 contacte	20/240
02-568	110V AC - cu LED & test buton - 8 picioare - 2 contacte	20/300
02-569	110V DC - cu LED & test buton - 8 picioare - 2 contacte	20/300
02-570	230V AC - cu LED & test buton - 8 picioare - 2 contacte	20/240
02-582	soclu pe sina pentru relee cu 8 picioare	20/400



Relee Auxiliare & Socluri - 11 Picioare

COD dablerom	DENUMIRE	PACK. (buc)
02-572	6V DC - cu LED & test buton - 11 picioare - 3 contacte	20/300
02-574	12V DC - cu LED & test buton - 11 picioare - 3 contacte	20/240
02-575	24V AC - cu LED & test buton - 11 picioare - 3 contacte	20/240
02-576	24V DC - cu LED & test buton - 11 picioare - 3 contacte	20/240
02-578	48V DC - cu LED & test buton - 11 picioare - 3 contacte	20/300
02-580	110V DC - cu LED & test buton - 11 picioare - 3 contacte	20/600
02-581	230V AC - cu LED & test buton - 11 picioare - 3 contacte	20/240
02-583	soclu pe sina pentru relee cu 11 picioare	20/300



Contactoare (cu bobina la 230V)

COD dablerom	PUTERE LA 380V	CONTACTE	PACK. (buc)
02-440	4KW - 9A mini	1 ND	1/100
02-441/0	4KW - 9A	1 ND	1/50
02-441/1	4KW - 9A	1 NI	1/50
02-442/0	5.5KW - 12A	1 ND	1/50
02-442/1	5.5KW - 12A	1 NI	1/50
02-443/0	7.5KW - 18A	1 ND	1/50
02-443/1	7.5KW - 18A	1 NI	1/50
02-444/0	11KW - 25A	1 ND	1/32
02-444/1	11KW - 25A	1 NI	1/32
02-445/0	15KW - 32A	1 ND	1/32
02-445/1	15KW - 32A	1 NI	1/32
02-446	18.5KW - 40A	1 ND + 1 NI	1/10
02-447	22KW - 50A	1 ND + 1 NI	1/10
02-448	30KW - 63A	1 ND + 1 NI	1/10
02-449	37KW - 80A	1 ND + 1 NI	1/10
02-450	45KW - 95A	1 ND + 1 NI	1/10
02-451	55KW - 115A	1 ND + 1 NI	1/4
02-452	75KW - 150A	1 ND + 1 NI	1/4
02-453/185	90KW - 185A	1 ND + 1 NI	1/4
02-453/225	110KW - 225A	2 ND + 2 NI	1/2
02-453/265	132KW - 265A	2 ND + 2 NI	1/2



Contacte Auxiliare pentru Contactoare

COD dablerom	DENUMIRE	PACK. (buc)
02-454	1 ND + 1 NI (normal deschis + normal inchis)	1
02-455	2 ND (normal deschis)	1
02-456	2 NI (normal inchis)	1
02-457	2 ND + 2 NI (normal deschis + normal inchis)	1



Relee Termice pentru Contactoare

freder[®]

COD dablerom	REGLAJ	PT.CONTACTOR	PACK. (buc)
02-473	0.63A pana la 1A	4KW - 7.5KW	1
02-474	1.1A pana la 1.6A	4KW - 7.5KW	1
02-476	1.6A pana la 2.5A	4KW - 7.5KW	1
02-477	2.5A pana la 4A	4KW - 7.5KW	1
02-478	4A pana la 6A	4KW - 7.5KW	1
02-479	5.5A pana la 8A	4KW - 7.5KW	1
02-480	7A pana la 10A	4KW - 7.5KW	1
02-481	9A pana la 13A	4KW - 7.5KW	1
02-482	12A pana la 18A	4KW - 7.5KW	1
02-483	17A pana la 25A	4KW - 7.5KW	1
02-484	23A pana la 32A	4KW - 7.5KW	1
02-485	23A pana la 32A	11KW - 15KW	1
02-486	28A pana la 36A	11KW - 15KW	1
02-486/2	30A pana la 40A	11KW - 15KW	1
02-487	23A pana la 32A	18.5KW - 45KW	1
02-488	30A pana la 40A	18.5KW - 45KW	1
02-489	37A pana la 50A	18.5KW - 45KW	1
02-490	48A pana la 65A	18.5KW - 45KW	1
02-491	55A pana la 70A	18.5KW - 45KW	1
02-492	63A pana la 80A	18.5KW - 45KW	1
02-493	80A pana la 93A	18.5KW - 45KW	1
02-494	48A pana la 80A	55KW - 132KW	1
02-495	60A pana la 100A	55KW - 132KW	1
02-496	90A pana la 150A	55KW - 132KW	1



Bobine pentru Contactoare

COD dablerom	TENSIUNE	PT.CONTACTOR	PACK. (buc)
02-458	24V	4KW - 7.5KW	1/10
02-459	48V	4KW - 7.5KW	1/10
02-460	110V	4KW - 7.5KW	1/10
02-461	230V	4KW - 7.5KW	1/10
02-462	380V	4KW - 7.5KW	1/10
02-463	24V	11KW - 15KW	1/10
02-464	48V	11KW - 15KW	1/10
02-465	110V	11KW - 15KW	1/10
02-466	230V	11KW - 15KW	1/10
02-467	380V	11KW - 15KW	1/10
02-468	24V	18.5KW - 45KW	1/10
02-469	48V	18.5KW - 45KW	1/10
02-470	110V	18.5KW - 45KW	1/10
02-471	230V	18.5KW - 45KW	1/10
02-472	380V	18.5KW - 45KW	1/10
02-472/2	230V	55KW - 75KW	1/10
02-472/3	380V	55KW - 75KW	1/10
02-472/4	230V	90KW	1/10



Motorstarter in Cutie - IP55

COD dablerom	REGLAJ	KW la 380V	PACK. (buc)
02-400	1A pana la 1.6A	7.5KW	1/16
02-401	1.6A pana la 2.5A	7.5KW	1/16
02-402	2.5A pana la 4A	7.5KW	1/16
02-403	4A pana la 6A	7.5KW	1/16
02-404	5.5A pana la 8A	7.5KW	1/16
02-405	7A pana la 10A	7.5KW	1/16
02-406	9A pana la 13A	7.5KW	1/16
02-407	12A pana la 18A	7.5KW	1/16
02-408	17A pana la 25A	11KW	1/16
02-409	23A pana la 32A	15KW	1/16

freder[®]



- cu contactor
- cu releu termic


Motorstarter cu Fixare pe Sina - FREDER

COD dablerom	REGLAJ	KW la 380V	PACK. (buc)
32-972/fr	1A pana la 1.6A	0.55KW	1/50
32-973/fr	1.6A pana la 2.5A	0.75KW	1/50
32-975/fr	2.5A pana la 4A	1.5KW	1/50
32-977/fr	4A pana la 6.3A	2.2KW	1/50
32-979/fr	6.3A pana la 10A	4KW	1/50
32-982/fr	10A pana la 16A	7.5KW	1/50
32-984/fr	14A pana la 20A	7.5KW	1/50



Motorstarter cu Fixare pe Sina & Accesorii - KRIPAL

COD dablerom	REGLAJ	KW la 415V	PACK. (buc)
32-970	0.4A pana la 0.63A	0.22KW	1
32-971	0.63A pana la 1A	0.37KW	1
32-972	1A pana la 1.6A	0.55KW	1
32-973	1.6A pana la 2.5A	0.75KW	1
32-975	2.5A pana la 4A	1.5KW	1
32-977	4A pana la 6.3A	2.2KW	1
32-979	6A pana la 10A	4KW	1
32-981	9A pana la 14A	5.5KW	1
32-983	13A pana la 18A	9KW	1
32-985	17A pana la 23A	11KW	1
32-986	20A pana la 25A	11KW	1
32-987	24A pana la 32A	15KW	1



COD dablerom	REGLAJ	KW la 415V	PACK. (buc)	PRET / BUC. euro fara tva
32-988/211	contact auxiliar lateral - 1ND+1NI		1	4.90 €
32-988/220	contact auxiliar lateral - 2ND		1	4.90 €
32-988/111	contact auxiliar frontal - 1ND+1NI		1	4.70 €
32-988/120	contact auxiliar frontal - 2ND		1	4.70 €
32-989	cutie plastic gol - IP55		1	8.20 €



Transformatoare de Tensiune Monofazice

NIKOLAIDI
transformers

COD dablerom	DENUMIRE	PACK. (buc)
62-...	15VA - 75X68X85mm	1
62-...	20VA - 75X68X85mm	1
62-...	25VA - 75X68X85mm	1
62-...	35VA - 75X68X85mm	1
62-...	40VA - 75X73X85mm	1
62-...	50VA - 75X73X85mm	1
62-...	60VA - 84X73X85mm	1
62-...	70VA - 84X81X88mm	1
62-...	80VA - 84X86X88mm	1
62-...	100VA - 96X80X98mm	1
62-...	120VA - 96X82X98mm	1
62-...	160VA - 96X87X98mm	1
62-...	180VA - 96X92X98mm	1
62-...	200VA - 96X97X98mm	1
62-...	220VA - 96X102X98mm	1
62-...	250VA - 120X93X117mm	1
62-...	300VA - 120X98X117mm	1
62-...	350VA - 120X103X117mm	1
62-...	400VA - 120X108X117mm	1
62-...	450VA - 120X113X117mm	1
62-...	500VA - 120X118X117mm	1
62-...	600VA - 150X110X135mm	1
62-...	800VA - 150X120X135mm	1
62-...	900VA - 150X130X135mm	1
62-...	1.000VA - 150X140X135mm	1
62-...	1.200VA - 180X135X165mm	1
62-...	1.500VA - 180X145X165mm	1
62-...	1.800VA - 180X155X165mm	1
62-...	2.000VA - 180X165X165mm	1
62-...	2.500VA - 180X175X165mm	1
62-...	3.000VA - 180X195X165mm	1
62-...	4.000VA - 240X180X212mm	1
62-...	5.000VA - 240X190X212mm	1
62-...	5.500VA - 240X200X212mm	1
62-...	6.500VA - 240X210X212mm	1
62-...	7.500VA - 240X220X212mm	1
62-...	9.000VA	1
62-...	10000VA	1
62-...	12000VA	1
62-...	15.000VA	1
62-...	18.000VA	1
62-...	20.000VA	1

La tensiuni de lucru:

110V/12V
110V/24V
110V/48V
110V/110V

230V/12V
230V/24V
230V/48V
230V/110V
230V/230V

400/12V
400/24V
400/48V
400/110V
400/230V
400V/400V



la comanda putem realiza si alte
tensiuni

COD dablerom	DENUMIRE	PACK. (buc)
02-0202	No 000 - 6A	3/120
02-0203	No 000 - 10A	3/120
02-0204	No 000 - 16A	3/120
02-0205	No 000 - 20A	3/120
02-0206	No 000 - 25A	3/120
02-0207	No 000 - 32A	3/120
02-0208	No 000 - 35A	3/120
02-0209	No 000 - 40A	3/120
02-0210	No 000 - 50A	3/120
02-0211	No 000 - 63A	3/120
02-0212	No 000 - 80A	3/120
02-0213	No 000 - 100A	3/120
02-0214	No 00 - 125A	3/90
02-0215	No 00 - 160A	3/90
<hr/>		
02-0216	No 0 - 25A	3/90
02-0217	No 0 - 35A	3/90
02-0218	No 0 - 50A	3/90
02-0219	No 0 - 63A	3/90
02-0220	No 0 - 80A	3/90
02-0221	No 0 - 100A	3/90
02-0222	No 0 - 125A	3/90
02-0223	No 0 - 160A	3/90
<hr/>		
02-0224	No 1c - 25A	3/48
02-0225	No 1c - 35A	3/48
02-0226	No 1c - 50A	3/48
02-0227	No 1c - 63A	3/48
02-0228	No 1c - 80A	3/48
02-0229	No 1c - 100A	3/48
02-0230	No 1c - 125A	3/48
02-0231	No 1c - 160A	3/48
02-0232	No 1 - 200A	3/36
02-0233	No 1 - 250A	3/36
<hr/>		
02-0234	No 2c - 35A	3/36
02-0235	No 2c - 50A	3/36
02-0236	No 2c - 63A	3/36
02-0237	No 2c - 80A	3/36
02-0238	No 2c - 100A	3/36
02-0239	No 2c - 125A	3/36
02-0240	No 2c - 160A	3/36
02-0241	No 2c - 200A	3/36
02-0242	No 2c - 250A	3/36
02-0243	No 2 - 315A	1/24
02-0244	No 2 - 355A	1/24
02-0245	No 2 - 400A	1/24
<hr/>		
02-0246	No 3c - 315A	1/24
02-0247	No 3c - 355A	1/24
02-0248	No 3c - 400A	1/24
02-0249	No 3 - 500A	1/18
02-0250	No 3 - 630A	1/18
<hr/>		
02-251	No 4 - 630A - weber	1
02-252	No 4 - 800A - weber	1
02-253	No 4 - 1000A - weber	1
02-254	No 4 - 1250A - weber	1



NH No 000(BOX)



NH No 00(BOX)



NH No 0(BOX)



NH No 1(BOX)



NH No 2(BOX)



NH No 3(BOX)



NH No 4(BOX)

Socuri din Duroplast pentru Sigurante MPR

freder[®]

COD dablerom	DENUMIRE	PACK. (buc)
02-0255	No 00 - max.160A - (1+1 surub.)	3/90
02-0256	No 00 - max.160A - (2+2 surub.)	3/90
02-0257	No 0 - max.160A - (1+1 surub.)	3/60
02-0258	No 1 - max.250A - (1+1 surub.)	3/36
02-0259	No 2 - max.400A - (1+1 surub.)	1/20
02-0260	No 3 - max.630A - (1+1 surub.)	1/20
02-269	No 4 - max.1250A - (1+1 surub.)	1



Socuri Tripolare din Duroplast Inchise pt. Sigurante MPR

COD dablerom	DENUMIRE	PACK. (buc)
02-284	No 00 - max.160A - (1+1 surub.)	1/18
02-285	No 1 - max.250A - (1+1 surub.)	1/6
02-286	No 2 - max.400A - (1+1 surub.)	1/4



Maner pentru Sigurante MPR

COD dablerom	DENUMIRE	PACK. (buc)
02-283	maner pentru MPR grupa 00/1/2/3/4	1/50



Sigurante Cilindrice tip gG

COD dablerom	DENUMIRE	PACK. (buc)
02-106	10x38mm - 1A	10/100
02-107	10x38mm - 2A	10/100
02-108	10x38mm - 4A	10/100
02-109	10x38mm - 6A	10/100
02-110	10x38mm - 10A	10/100
02-111	10x38mm - 16A	10/100
02-112	10x38mm - 20A	10/100
02-113	10x38mm - 25A	10/100
02-114	10x38mm - 32A	10/100



COD dablerom	DENUMIRE	PACK. (buc)
02-115	14x51mm - 2A	10/50
02-116	14x51mm - 4A	10/50
02-117	14x51mm - 6A	10/50
02-118	14x51mm - 10A	10/50
02-119	14x51mm - 16A	10/50
02-120	14x51mm - 20A	10/50
02-121	14x51mm - 25A	10/50
02-122	14x51mm - 32A	10/50
02-123	14x51mm - 40A	10/50
02-124	14x51mm - 50A	10/50



COD dablerom	DENUMIRE	PACK. (buc)
02-126	22x58mm - 10A	10/50
02-127	22x58mm - 16A	10/50
02-128	22x58mm - 20A	10/50
02-129	22x58mm - 25A	10/50
02-130	22x58mm - 32A	10/50
02-131	22x58mm - 40A	10/50
02-132	22x58mm - 50A	10/50
02-133	22x58mm - 63A	10/50
02-134	22x58mm - 80A	10/50
02-135	22x58mm - 100A	10/50
02-136	22x58mm - 125A	10/50



Socluri cu Fixare pe Sina pt. Sigurante Cilindrice

COD dablerom	DENUMIRE	PACK. (buc)
02-158	monopolare - 10x38mm - max.1x32A	12/120



freder[®]

COD dablerom	DENUMIRE	PACK. (buc)
02-147	monopolare - 10x38mm - max.1x32A	12/192

02-148	monopolare - 14x51mm - max.1x50A	6/90
--------	----------------------------------	------

02-149	monopolare - 22x58mm - max.1x125A	6/48
--------	-----------------------------------	------



df
Electric



COD dablerom	DENUMIRE	PACK. (buc)
02-159	tripolare - 10x38mm - max.3x32A	4/120



freder[®]

COD dablerom	DENUMIRE	PACK. (buc)
02-150	tripolare - 10x38mm - max.3x32A	4/64

02-151	tripolare - 14x51mm - max.3x50A	2/30
--------	---------------------------------	------

02-152	tripolare - 22x58mm - max.3x125A	2/16
--------	----------------------------------	------



df
Electric



Materiale Pentru Parcuri Fotovoltaice 1000V DC



COD dablerom	DENUMIRE	PACK. (buc)
88-02100	sigurante cilindrice - 10x38mm - 1000V - 2A	10/100
88-04100	sigurante cilindrice - 10x38mm - 1000V - 4A	10/100
88-06100	sigurante cilindrice - 10x38mm - 1000V - 6A	10/100
88-08100	sigurante cilindrice - 10x38mm - 1000V - 8A	10/100
88-10100	sigurante cilindrice - 10x38mm - 1000V - 10A	10/100
88-12100	sigurante cilindrice - 10x38mm - 1000V - 12A	10/100
88-16100	sigurante cilindrice - 10x38mm - 1000V - 16A	10/100
88-20100	sigurante cilindrice - 10x38mm - 1000V - 20A	10/100



10X38mm 1000VDC

COD dablerom	DENUMIRE	PACK. (buc)
88-913210	soclu monopolară - 10x38mm - max.1x32A - 1000VDC	12/192
88-913220	soclu bipolară - 10x38mm - max.2x32A - 1000VDC	6/96



COD dablerom	DENUMIRE	PACK. (buc)
88-99460	conector tata pentru conductor 4-6mm ²	30/600
88-99461	conector mama pentru conductor 4-6mm ²	30/600



Condensatori Trifazate pentru Compensare



COD		DENUMIRE	PACK. (buc)
dablerom	producator		
32-150/0.4	POLT44005	0.4Kvar (0.6A) - 50x151mm - 0.3Kg	1
32-150/0.8	POLT44010	0.8Kvar (1.2A) - 50x151mm - 0.3Kg	1
32-150/1.2	POLT44015	1.2Kvar (1.8A) - 50x151mm - 0.3Kg	1
32-150/2	POLT44025	2Kvar (3A) - 50x151mm - 0.3Kg	1
32-150/2.5	POLT44030	2.5Kvar (3.6A) - 50x151mm - 0.3Kg	1
32-150/4	POLT44050	4Kvar (6A) - 65x155mm - 0.5Kg	1
32-150/5	POLT44062	5Kvar (7.5A) - 75x155mm - 0.7Kg	1
32-150/6.25	POLT44075	6.25Kvar (8.9A) - 75x215mm - 1Kg	1



"POLT"
400V - 50Hz
IP00
cu terminale
terminali:
6.35mm
-25°C ... +55°C

COD		DENUMIRE	PACK. (buc)
dablerom	producator		
32-160/8	POLB44100HD	8Kvar (11.9A) - 85x245mm - 1Kg	1
32-160/10	POLB44125HD	10Kvar (14.9A) - 85x245mm - 1.2Kg	1
32-160/12.5	POLB44150HD	12.5Kvar (17.9A) - 85x245mm - 1.3Kg	1
32-160/15	POLB44182HD	15Kvar (21.5A) - 100x245mm - 1.9Kg	1
32-160/16	POLB44200HD	16Kvar (23.9A) - 100x245mm - 1.9Kg	1
32-160/20	POLB44250HD	20Kvar (29.8A) - 116x245mm - 2.1Kg	1
32-160/25	POLB44300HD	25Kvar (35.8A) - 116x245mm - 3.3Kg	1
32-160/30	POLB44364HD	30Kvar (43A) - 136x220mm - 3.3Kg	1
32-160/33	POLB44400HD	33Kvar (47.7A) - 136x261mm - 4Kg	1
32-160/40	POLB44500HD	40Kvar (59.6A) - 136x355mm - 5.5Kg	1
32-160/50	POLB40500HD	50Kvar (72.2A) - 136x355mm - 5.5Kg	1



"POLB"
400V - 50Hz
IP20
cu clema
-40°C ... +55°C

Contactori pentru Condensatori

COD		DENUMIRE	PACK. (buc)
dablerom	producator		
32-170/12	KML 12	max. 12.5Kvar (18A)	1
32-170/25	KML 25	max. 25Kvar (36A)	1
32-170/50	KML 50	max. 50Kvar (72A)	1
32-170/60	KML 60	max. 60Kvar (87A)	1
32-170/80	KML 80	max. 80Kvar (116A)	1



"KML"
400 - 440V
50/60Hz

Condensatori pentru Motoare cu Cablu



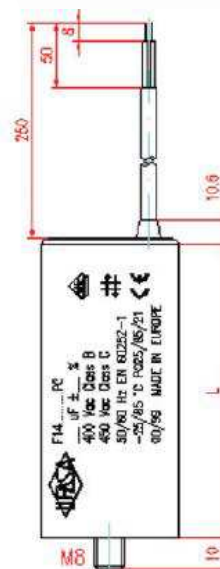
COD		DENUMIRE	PACK. (buc)
dablorom	producator		
32-100	F1M40020PC	2mF - 30x56mm	1/125
32-101	F1M40030PC	3mF - 30x56mm	1/125
32-102	F1M40040PC	4mF - 30x56mm	1/125
32-103	F1M40050PC	5mF - 30x56mm	1/125
32-104	F1M40060PC	6mF - 30x56mm	1/125
32-105	F1M40080PC	8mF - 30x70mm	1/100
32-106	F1M40100PC	10mF - 30x70mm	1/100
32-107	F1M40120PC	12mF - 35x70mm	1/50
32-108	F1M40140PC	14mF - 35x70mm	1/50
32-109	F1M40150PC	15mF - 35x70mm	1/50
32-110	F1M40160PC	16mF - 35x70mm	1/50
32-111	F1M40180PC	18mF - 40x70mm	1/50
32-112	F1M40200PC	20mF - 40x70mm	1/50
32-113	F1M40250PC	25mF - 40x92mm	1/50
32-114	F1M40300PC	30mF - 40x92mm	1/50
32-115	F1M40350PC	35mF - 45x92mm	1/25
32-116	F1M40400PC	40mF - 45x92mm	1/25
32-117	F1M40450PC	45mF - 50x92mm	1/25
32-118	F1M40500PC	50mF - 45x117mm	1/25
32-119	F1M40550PC	55mF - 45x117mm	1/25
32-120	F1M40600PC	60mF - 50x117mm	1/25
32-121	F1M40700PC	70mF - 50x117mm	1/25
32-122	F1M40800PC	80mF - 55x120mm	1/25

**400/450V AC
50-60Hz**

cu cablu : 250mm

**400/425V = 10.000h
450/475V = 3.000h**

-25°C ... +85°C



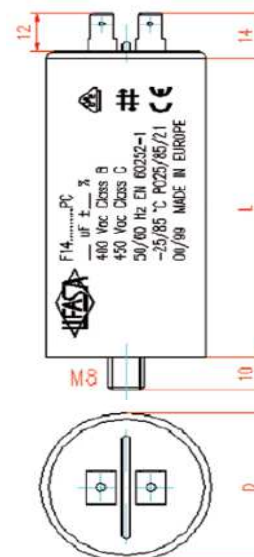
Condensatori pentru Motoare cu Terminale Terminali

COD		DENUMIRE	PACK. (buc)
dablorom	producator		
32-130	F140020PC	2mF - 30x56mm	1/125
32-131	F140030PC	3mF - 30x56mm	1/125
32-132	F140040PC	4mF - 30x56mm	1/125
32-133	F140050PC	5mF - 30x56mm	1/125
32-134	F140060PC	6mF - 30x56mm	1/125
32-135	F140080PC	8mF - 30x70mm	1/100
32-136	F140100PC	10mF - 30x70mm	1/100
32-137	F140120PC	12mF - 35x70mm	1/50
32-138	F140140PC	14mF - 35x70mm	1/50
32-139	F140150PC	15mF - 35x70mm	1/50
32-140	F140160PC	16mF - 35x70mm	1/50
32-141	F140180PC	18mF - 40x70mm	1/50
32-142	F140200PC	20mF - 40x70mm	1/50
32-143	F140250PC	25mF - 40x92mm	1/50
32-144	F140300PC	30mF - 40x92mm	1/50
32-145	F140350PC	35mF - 45x92mm	1/25
32-146	F140400PC	40mF - 45x92mm	1/25
32-147	F140450PC	45mF - 50x92mm	1/25
32-148	F140500PC	50mF - 45x117mm	1/25
32-149	F140550PC	55mF - 45x117mm	1/25
32-150	F140600PC	60mF - 50x117mm	1/25
32-151	F140700PC	70mF - 50x117mm	1/25
32-152	F140800PC	80mF - 55x120mm	1/25
32-153	F140999PC	100mF - 60x120mm	1/20

400/450V AC
50-60Hz

cu terminale terminali:
6.35mm

400/425V = 10.000h
450/475V = 3.000h



Prize Industriale pe Cablu - IP44



dablerom	COD		POLI x (A)	TENSIUNE (V)	PACK. (buc)
	producator				
34-300	ISN 1632		3 x 16A	230 V	12
34-301	ISN 1643		4 x 16A	400 V	12
34-302	ISN 1653		5 x 16A	400 V	12
34-303	ISN 3232		3 x 32A	230 V	9
34-304	ISN 3243		4 x 32A	400 V	9
34-305	ISN 3253		5 x 32A	400 V	9

230V
50-60Hz
3p = 6h

400V
50-60Hz
4p, 5p = 6h



Prize Industriale Aparente - IP44



dablerom	COD		POLI x (A)	TENSIUNE (V)	PACK. (buc)
	producator				
34-312	IZN 1632		3 x 16A	230 V	9
34-313	IZN 1643		4 x 16A	400 V	9
34-314	IZN 1653		5 x 16A	400 V	9
34-315	IZN 3232		3 x 32A	230 V	6
34-316	IZN 3243		4 x 32A	400 V	6
34-317	IZN 3253		5 x 32A	400 V	6

230V
50-60Hz
3p = 6h

400V
50-60Hz
4p, 5p = 6h



Prize Industriale Incastrate - IP54



dablerom	COD		POLI x (A)	TENSIUNE (V)	PACK. (buc)
	producator				
34-324	IE 1632		3 x 16A	230 V	12
34-325	IEN 1643		4 x 16A	400 V	12
34-326	IEN 1653		5 x 16A	400 V	12
34-327	IE 3232		3 x 32A	230 V	12
34-328	IEN 3243		4 x 32A	400 V	12
34-329	IEN 3253		5 x 32A	400 V	12

230V
50-60Hz
3p = 6h

400V
50-60Hz
4p, 5p = 6h



Fise Industriale pe Cablu - IP44



COD		POLI x (A)	TENSIUNE (V)	PACK. (buc)
dablerom	producator			
34-336	IVN 1632	3 x 16A	230 V	14
34-337	IVN 1643	4 x 16A	400 V	14
34-338	IVN 1653	5 x 16A	400 V	14
34-339	IVN 3232	3 x 32A	230 V	10
34-340	IVN 3243	4 x 32A	400 V	10
34-341	IVN 3253	5 x 32A	400 V	10

230V
50-60Hz
3p = 6h

400V
50-60Hz
4p, 5p = 6h



Fise Industriale Aparente - IP44



COD		POLI x (A)	TENSIUNE (V)	PACK. (buc)
dablerom	producator			
34-348	IPN 1632	3 x 16A	230 V	9
34-349	IPN 1643	4 x 16A	400 V	9
34-350	IPN 1653	5 x 16A	400 V	9
34-351	IPN 3232	3 x 32A	230 V	6
34-352	IPN 3243	4 x 32A	400 V	6
34-353	IPN 3253	5 x 32A	400 V	6

230V
50-60Hz
3p = 6h

400V
50-60Hz
4p, 5p = 6h



Fise Industriale Incastrate - IP54



COD		POLI x (A)	TENSIUNE (V)	PACK. (buc)
dablerom	producator			
34-360	IRRN 1632	3 x 16A	230 V	6
34-361	IRRN 1643	4 x 16A	400 V	6
34-362	IRRN 1653	5 x 16A	400 V	6
34-363	IRRN 3232	3 x 32A	230 V	6
34-364	IRRN 3243	4 x 32A	400 V	6
34-365	IRRN 3253	5 x 32A	400 V	6

230V
50-60Hz
3p = 6h

400V
50-60Hz
4p, 5p = 6h



Prize Industriale pe Cablu - IP67

COD		POLI x (A)	TENSIUNE (V)	PACK. (buc)
dablerom	producator			
34-30067	ISG 1632	3 x 16A	230 V	10
34-30167	ISG 1643	4 x 16A	400 V	10
34-30267	ISG 1653	5 x 16A	400 V	10
34-30367	ISG 3232	3 x 32A	230 V	12
34-30467	ISG 3243	4 x 32A	400 V	12
34-30567	ISG 3253	5 x 32A	400 V	12
34-307	ISG 6343	4 x 63A	400 V	10
34-308	ISGN 6353	5 x 63A	400 V	2
34-309	ISGN 12532	3 x 125A	230 V	2
34-310	ISGN 12543	4 x 125A	400 V	2
34-311	ISGN 12553	5 x 125A	400 V	2

230V
50-60Hz
3p = 6h

400V
50-60Hz
4p, 5p = 6h



Prize Industriale Aparente - IP67

COD		POLI x (A)	TENSIUNE (V)	PACK. (buc)
dablerom	producator			
34-31267	IZG 1632	3 x 16A	230 V	9
34-31367	IZG 1643	4 x 16A	400 V	9
34-31467	IZG 1653	5 x 16A	400 V	9
34-31567	IZG 3232	3 x 32A	230 V	12
34-31667	IZG 3243	4 x 32A	400 V	12
34-31767	IZG 3253	5 x 32A	400 V	12
34-319	IZG 6343	4 x 63A	400 V	4
34-320	IZGN 6353	5 x 63A	400 V	4
34-321	IZGN 12532	3 x 125A	230 V	1
34-322	IZGN 12543	4 x 125A	400 V	1
34-323	IZGN 12553	5 x 125A	400 V	1

230V
50-60Hz
3p = 6h

400V
50-60Hz
4p, 5p = 6h



Prize Industriale Incastrate - IP67

COD		POLI x (A)	TENSIUNE (V)	PACK. (buc)
dablerom	producator			
34-32467	IEG 1632	3 x 16A	230 V	12
34-32567	IEG 1643	4 x 16A	400 V	12
34-32667	IEG 1653	5 x 16A	400 V	12
34-32767	IEG 3232	3 x 32A	230 V	12
34-32867	IEG 3243	4 x 32A	400 V	12
34-32967	IEG 3253	5 x 32A	400 V	12
34-331	IEG 6343	4 x 63A	400 V	8
34-332	IEGN 6353	5 x 63A	400 V	2
34-333	IEGN 12532	3 x 125A	230 V	2
34-334	IEGN 12543	4 x 125A	400 V	2
34-335	IEGN 12553	5 x 125A	400 V	2

230V
50-60Hz
3p = 6h

400V
50-60Hz
4p, 5p = 6h



Fise Industriale pe Cablu - IP67

COD		POLI x (A)	TENSIUNE (V)	PACK. (buc)
dablerom	producator			
34-33667	IVG 1632	3 x 16A	230 V	12
34-33767	IVG 1643	4 x 16A	400 V	12
34-33867	IVG 1653	5 x 16A	400 V	12
34-33967	IVG 3232	3 x 32A	230 V	12
34-34067	IVG 3243	4 x 32A	400 V	12
34-34167	IVG 3253	5 x 32A	400 V	12
34-343	IVG 6343	4 x 63A	400 V	8
34-344	IVGN 6353	5 x 63A	400 V	2
34-345	IVGN 12532	3 x 125A	230 V	2
34-346	IVGN 12543	4 x 125A	400 V	2
34-347	IVGN 12553	5 x 125A	400 V	2

230V
50-60Hz
3p = 6h

400V
50-60Hz
4p, 5p = 6h



Fise Industriale Aparente - IP67

COD		POLI x (A)	TENSIUNE (V)	PACK. (buc)
dablerom	producator			
34-34867	IPG 1632	3 x 16A	230 V	10
34-34967	IPG 1643	4 x 16A	400 V	10
34-35067	IPG 1653	5 x 16A	400 V	6
34-35167	IPG 3232	3 x 32A	230 V	12
34-35267	IPG 3243	4 x 32A	400 V	12
34-35367	IPG 3253	5 x 32A	400 V	3
34-355	IPG 6343	4 x 63A	400 V	8
34-356	IPGN 6353	5 x 63A	400 V	4
34-357	IPGN 12532	3 x 125A	230 V	1
34-358	IPGN 12543	4 x 125A	400 V	1
34-359	IPGN 12553	5 x 125A	400 V	1

230V
50-60Hz
3p = 6h

400V
50-60Hz
4p, 5p = 6h



Fise Industriale Incastrate - IP67

COD		POLI x (A)	TENSIUNE (V)	PACK. (buc)
dablerom	producator			
34-36267	IRGR 1653	5 x 16A	400 V	12
34-36567	IRGR 3253	5 x 32A	400 V	12
34-367	IRG 6343	4 x 63A	400 V	8
34-368	IRGNI 6353	5 x 63A	400 V	2
34-366-125	IRGN 12532	3 x 125A	230 V	2
34-367-125	IRGN 12543	4 x 125A	400 V	2
34-368-125	IRGN 12553	5 x 125A	400 V	2

230V
50-60Hz
3p = 6h

400V
50-60Hz
4p, 5p = 6h



Prize Schuko Industriale cu montaj incastrate



COD		POLI x (A)	TENSIUNE (V)	PACK. (buc)
dablerom	producator			
34-370	VZ 16S	3 x 16A - IP54	230 V	12
34-371	VZG 16S	3 x 16A - IP67	230 V	12



Prize Industriala Combinata Aparenta - IP44



COD		POLI x (A)	TENSIUNE (V)	PACK. (buc)
dablerom	producator			
34-377	IZVZ 1643/S	4 x 16A & Schuko	400 V	6
34-379	IZVZ 1653/S	5 x 16A & Schuko	400 V	6
34-378	IZVZ 3243/S	4 x 32A & Schuko	400 V	4
34-380	IZVZ 3253/S	5 x 32A & Schuko	400 V	4

400V
50-60Hz
4p, 5p = 6h



Prize Industriale Incastrate "IZV" - IP44



COD		POLI x (A)	TENSIUNE (V)	PACK. (buc)
dablerom	producator			
34-384/16	IZV 1643	4 x 16A	400 V	8
34-385/16	IZV 1653	5 x 16A	400 V	8
34-384/32	IZV 3243	4 x 32A	400 V	8
34-385/32	IZV 3253	5 x 32A	400 V	8

400V
50-60Hz
4p, 5p = 6h



Prize Industriale Aparente "IZVN" - IP44




COD		POLI x (A)	TENSIUNE (V)	PACK. (buc)
dablerom	producator			
34-388/16	IZVN 1643	4 x 16A	400 V	8
34-389/16	IZVN 1653	5 x 16A	400 V	8
34-388/32	IZVN 3243	4 x 32A	400 V	8
34-389/32	IZVN 3253	5 x 32A	400 V	8

400V
50-60Hz
4p, 5p = 6h



Adaptor de cablu tip "SA" - IP44



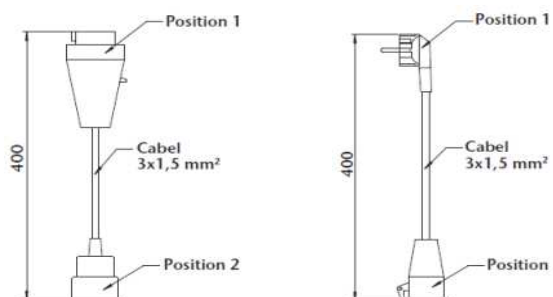
COD		DENUMIRE	PACK. (buc)
dablerom	producator		
34-901	SA-1S	din fisa 3x16A (230V) in priza schuko 16A (230V)	4



COD		DENUMIRE	PACK. (buc)
dablerom	producator		
34-902	SA-2S	din fisa 5x16A (400V) in priza schuko 16A (230V)	4



COD		DENUMIRE	PACK. (buc)
dablerom	producator		
34-903	SA-3	din fisa schuko 16A (230V) in priza 3x16A (230V)	4



Adaptor de cablu tip "A" - IP44



COD		DENUMIRE	PACK. (buc)
dablerom	producator		
34-910	A 1653/43	din fisa 5x16A (400V) in priza 4x16A (400V)	9



COD		DENUMIRE	PACK. (buc)
dablerom	producator		
34-911	A 3253/43	din fisa 5x32A (400V) in priza 4x32A (400V)	6

Cutie de Conexiune industrială cu Priza - "ROP"



COD		DENUMIRE	PACK. (buc)
dablerom	producator		
34-951	ROP 1653	1 x fisa 5x16A (400V) 3 x prize 5x16A (400V)	1



COD		DENUMIRE	PACK. (buc)
dablerom	producator		
34-953	ROP 3253	1 x fisa 5x32A (400V) 3 x prize 5x32A (400V)	1

COD		DENUMIRE	PACK. (buc)
dablerom	producator		
34-954	ROP 1653 - VZ/S	1 x fisa 5x16A (400V) 2 x prize 5x16A (400V) 1 x priza schuko 16A (230V)	1



COD		DENUMIRE	PACK. (buc)
dablerom	producator		
34-955	ROP 1653 - 2xVZ/S	1 x fisa 5x16A (400V) 1 x priza 5x16A (400V) 2 x prize schuko 16A (230V)	1

Panouri de Distributie "ROSP" - IP54



COD		DENUMIRE	PACK. (buc)
dablerom	producator		
34-601	ROSP 1631D/S	1 x priza 5x16A (400V) 2 x prize schuko 16A (230V)	1



ROSP 1631 D/S



ROSP 3231 D/S



COD		DENUMIRE	PACK. (buc)
dablerom	producator		
34-603	ROSP 3231D/S	1 x priza 5x32A (400V) 2 x prize schuko 16A (230V)	1

Panouri de Distributie "ROSPG" - IP67



COD		DENUMIRE	PACK. (buc)
dablerom	producator		
34-611	ROSPG 1631D/S	1 x priza 5x16A (400V) 2 x prize schuko 16A (230V)	1



ROSPG 1631 D/S

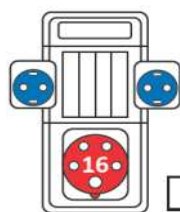


ROSPG 3231 D/S

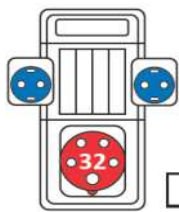


COD		DENUMIRE	PACK. (buc)
dablerom	producator		
34-613	ROSPG 3231D/S	1 x priza 5x32A (400V) 2 x prize schuko 16A (230V)	1

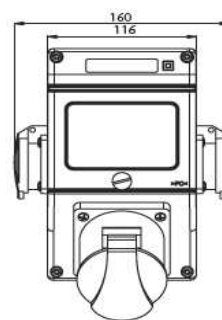
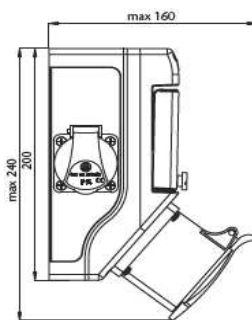
Panouri de Distributie "ROS 4" - IP44



ROS 4/x-12/S



ROS 4/x-10/S

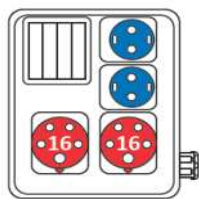


COD		DENUMIRE	PACK. (buc)
dablerom	producator		
34-412	ROS 4/x12/S	1 x priza 5x16A (400V) 2 x prize schuko 16A (230V)	1

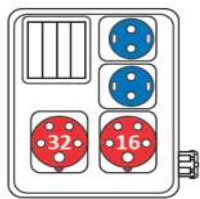
COD		DENUMIRE	PACK. (buc)
dablerom	producator		
34-410	ROS 4/x10/S	1 x priza 5x32A (400V) 2 x prize schuko 16A (230V)	1



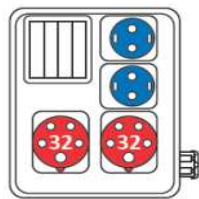
Panouri de Distributie "ROS-I" - IP44



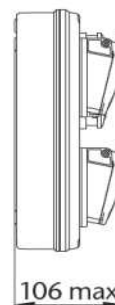
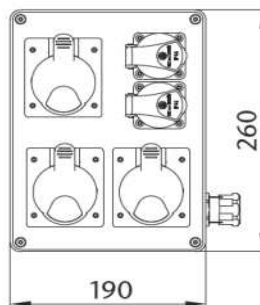
ROS-I 1601 A/S



ROS-I 1603 A/S




ROS-I 3201 A/S



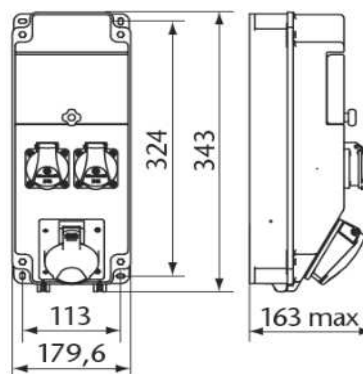
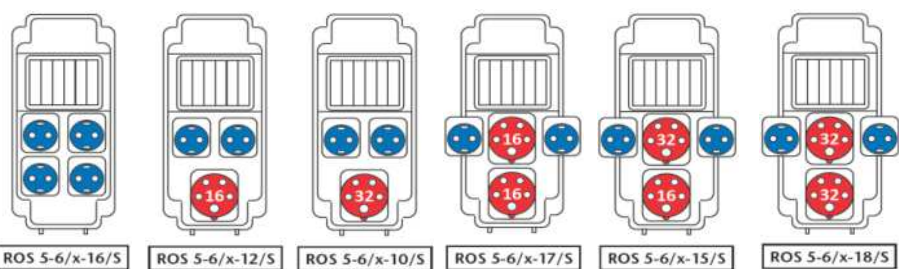
COD		DENUMIRE	PACK. (buc)
dablerom	producator		
34-401	ROS-I 1601A/S	2 x prize 5x16A (400V) 2 x prize schuko 16A (230V)	1

COD		DENUMIRE	PACK. (buc)
dablerom	producator		
34-403	ROS-I 1603A/S	1 x priza 5x16A (400V) 1 x priza 5x32A (400V) 2 x prize schuko 16A (230V)	1

COD		DENUMIRE	PACK. (buc)
dablerom	producator		
34-431	ROS-I 3201A/S	2 x prize 5x32A (400V) 2 x prize schuko 16A (230V)	1



Panouri de Distributie "ROS 5/x" - IP54



COD		DENUMIRE	PACK. (buc)
dablerom	producator		
34-516	ROS 5/x-16/S	4 x prize schuko 16A (230V)	1

COD		DENUMIRE	PACK. (buc)
dablerom	producator		
34-512	ROS 5/x-12/S	1 x priza 5x16A (400V) 2 x prize schuko 16A (230V)	1

COD		DENUMIRE	PACK. (buc)
dablerom	producator		
34-510	ROS 5/x-10/S	1 x priza 5x32A (400V) 2 x prize schuko 16A (230V)	1

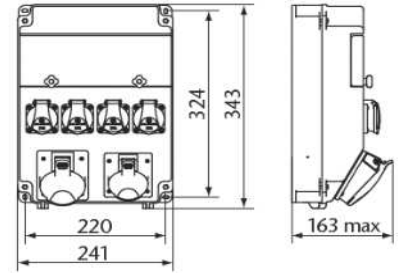
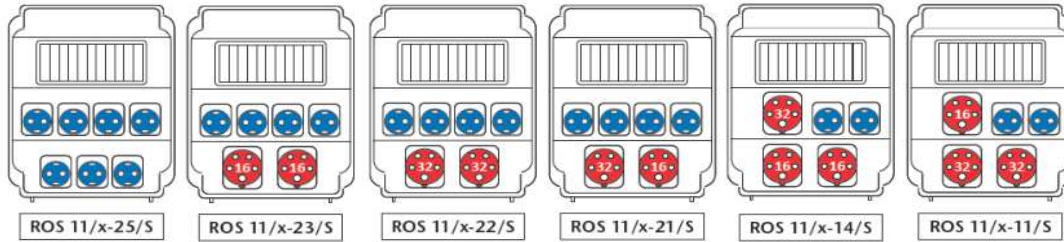
COD		DENUMIRE	PACK. (buc)
dablerom	producator		
34-517	ROS 5/x-17/S	2 x prize 5x16A (400V) 2 x prize schuko 16A (230V)	1

COD		DENUMIRE	PACK. (buc)
dablerom	producator		
34-515	ROS 5/x-15/S	1 x priza 5x16A (400V) 1 x priza 5x32A (400V) 2 x prize schuko 16A (230V)	1

COD		DENUMIRE	PACK. (buc)
dablerom	producator		
34-518	ROS 5/x-18/S	2 x prize 5x32A (400V) 2 x prize schuko 16A (230V)	1



Panouri de Distributie "ROS 11/x" - IP54



COD		DENUMIRE	PACK. (buc)
dablerom	producator		
34-1125	ROS 11/x-25/S	7 x prize schuko 16A (230V)	1

COD		DENUMIRE	PACK. (buc)
dablerom	producator		
34-1123	ROS 11/x-23/S	2 x prize 5x16A (400V) 4 x prize schuko 16A (230V)	1

COD		DENUMIRE	PACK. (buc)
dablerom	producator		
34-1122	ROS 11/x-22/S	2 x prize 5x32A (400V) 4 x prize schuko 16A (230V)	1

COD		DENUMIRE	PACK. (buc)
dablerom	producator		
34-1121	ROS 11/x-21/S	1 x prize 5x16A (400V) 1 x prize 5x32A (400V) 4 x prize schuko 16A (230V)	1

COD		DENUMIRE	PACK. (buc)
dablerom	producator		
34-1114	ROS 11/x-14/S	2 x prize 5x16A (400V) 1 x prize 5x32A (400V) 2 x prize schuko 16A (230V)	1

COD		DENUMIRE	PACK. (buc)
dablerom	producator		
34-1111	ROS 11/x-11/S	1 x prize 5x16A (400V) 2 x prize 5x32A (400V) 2 x prize schuko 16A (230V)	1



Cabluri Retea (UTP / FTP)

COD dablerom	DENUMIRE	PACK. (mtr)
01-385	UTP 4x2x24AWG - cat.5e	305/610
01-387	UTP 4x2x24AWG - cat.6	305/610
01-386/5e	FTP 4x2x24AWG - cat.5e	305/610
01-386/6e	FTP 4x2x24AWG - cat.6	305/610



Cabluri pentru Boxe

COD dablerom	DENUMIRE	PACK. (mtr)
9-51050	2 x 0.5 mm ² - negru/rosu	100/500
9-51075	2 x 0.75 mm ² - negru/rosu	100/500
9-51100	2 x 1 mm ² - negru/rosu	100/500
9-51150	2 x 1.5 mm ² - negru/rosu	100/500
9-51250	2 x 2.5 mm ² - negru/rosu	100/500
9-51400	2 x 4 mm ² - negru/rosu	100/500



COD dablerom	DENUMIRE	PACK. (mtr)
9-52050	2 x 0.5 mm ² - transparent	100/500
9-52075	2 x 0.75 mm ² - transparent	100/500
9-52100	2 x 1 mm ² - transparent	100/500
9-52150	2 x 1.5 mm ² - transparent	100/500
9-52250	2 x 2.5 mm ² - transparent	100/500
9-52400	2 x 4 mm ² - transparent	100/500




Cabluri Siliconice

COD dablerom	DENUMIRE	PACK. (mtr)
01-338/...	monofilar - 1 mm ²	100
01-339/...	monofilar - 1.5 mm ²	100
01-340/...	monofilar - 2.5 mm ²	100
01-341/...	monofilar - 4 mm ²	100
01-342/...	monofilar - 6 mm ²	100
01-343/...	monofilar - 10 mm ²	100



Culori disponibile :
alb / negru / rosu / galben
albastru / verde / maro

COD dablerom	DENUMIRE	PACK. (mtr)
01-344	multifilar - 2 x 1 mm ²	100
01-345	multifilar - 2 x 1.5 mm ²	100
01-346	multifilar - 2 x 2.5 mm ²	100
01-347	multifilar - 3 x 1 mm ²	100
01-348	multifilar - 3 x 1.5 mm ²	100
01-349	multifilar - 3 x 2.5 mm ²	100
01-350	multifilar - 4 x 1.5 mm ²	100
01-351	multifilar - 4 x 2.5 mm ²	100




Cabluri TV - Satelit

COD dablerom	DENUMIRE	PACK. (mtr)
01-388	cablu coaxial TV 75Ω Al-Al (alum.-alum.)	100/400
01-389	cablu satelit RG6U Al-Al (alum.-alum.)	100/300
01-391	cablu satelit RG6U Cu-Cu (cupru-cupru)	100/300



Cabluri Video

COD dablerom	DENUMIRE	PACK. (mtr)
01-395/1	cablu pt. supraveghere video(optic) + cablu de alimentare 2x0.35mm ²	100/400
01-395/2	cablu pt. supraveghere video(optic + acustic) + cablu de alimentare 4x0.35mm ²	100/300



Cabluri Alarma cu Ecranaj Aluminiu

COD dablerom	DENUMIRE	PACK. (mtr)
02-396/2	2 perechi - 4x0.22mm ²	100/500
02-396/3	3 perechi - 6x0.22mm ²	100/500
02-396/4	4 perechi - 8x0.22mm ²	100/500
02-396/5	5 perechi - 10x0.22mm ²	100/500
02-396/6	6 perechi - 12x0.22mm ²	100/500
02-397/2	2 perechi - 4x0.22mm ² + 2x0.50mm ²	100/500
02-397/3	3 perechi - 6x0.22mm ² + 2x0.50mm ²	100/500



Cabluri Telefonice

COD dablerom	DENUMIRE	PACK. (mtr)
01-214	cablu telefonic plat 2 perechi - alb	100/500
01-215	cablu telefonic plat 2 perechi - negru	100/500



COD dablerom	DENUMIRE	PACK. (mtr)
01-365	1 pereche - 0.6mm ² - (cu ecranaj aluminiu)	100/500
01-366	2 perechi - 0.6mm ² - (cu ecranaj aluminiu)	100/500
01-367	3 perechi - 0.6mm ² - (cu ecranaj aluminiu)	100/500
01-368	4 perechi - 0.6mm ² - (cu ecranaj aluminiu)	100/500
01-369	5 perechi - 0.6mm ² - (cu ecranaj aluminiu)	100/500
01-370	8 perechi - 0.6mm ² - (cu ecranaj aluminiu)	100/500
01-371	10 perechi - 0.6mm ² - (cu ecranaj aluminiu)	100/500
01-372	15 perechi - 0.6mm ² - (cu ecranaj aluminiu)	100



Papuci Izolati

COD dablerom	DENUMIRE	DESCHIDERE Ømm	CABLU mm ²	PACK. (punga)
01-400	inel - rosu	3	1.5	1
01-401	inel - rosu	4	1.5	1
01-402	inel - rosu	5	1.5	1
01-403	inel - rosu	6	1.5	1
<hr/>				
01-404	inel - albastru	3	2.5	1
01-405	inel - albastru	4	2.5	1
01-406	inel - albastru	5	2.5	1
01-407	inel - albastru	6	2.5	1
01-408	inel - albastru	8	2.5	1
<hr/>				
01-410	inel - galben	4	6	1
01-411	inel - galben	5	6	1
01-412	inel - galben	6	6	1
01-413	inel - galben	8	6	1
01-414	inel - galben	10	6	1



COD dablerom	DENUMIRE	DESCHIDERE Ømm	CABLU mm ²	PACK. (punga)
01-415	furca - rosu	3	1.5	1
01-416	furca - rosu	4	1.5	1
01-417	furca - rosu	5	1.5	1
<hr/>				
01-420	furca - albastru	4	2.5	1
01-421	furca - albastru	5	2.5	1
01-422	furca - albastru	6	2.5	1
<hr/>				
01-423	furca - galben	3	6	1
01-424	furca - galben	4	6	1
01-425	furca - galben	5	6	1
01-426	furca - galben	6	6	1



COD dablerom	DENUMIRE	CABLU mm ²	PACK. (punga)
01-427	sferic tata - rosu	1.5	1
01-428	sferic tata - albastru	2.5	1
01-429	sferic tata - galben	6	1
<hr/>			
01-430	sferic mama - rosu	1.5	1
01-431	sferic mama - albastru	2.5	1
01-432	sferic mama - galben	6	1



Papuci Izolati

COD dablerom	DENUMIRE	CABLU mm ²	PACK. (punga)
01-459	pin infasurat - rosu	1.5	1
01-460	pin infasurat - albastru	2.5	1
01-461	pin infasurat - galben	6	1



COD dablerom	DENUMIRE	CABLU mm ²	PACK. (punga)
01-462	tip conector (mufa) - rosu	1.5	1
01-463	tip conector (mufa) - albastru	2.5	1
01-464	tip conector (mufa) - galben	6	1



COD dablerom	DENUMIRE	DESCHIDERE Ømm	CABLU mm ²	PACK. (punga)
01-465	auto tata - rosu	6.35	1.5	1
01-466	auto tata - albastru	6.35	2.5	1
01-467	auto tata - galben	6.35	6	1
01-468	auto mama - rosu	6.35	1.5	1
01-469	auto mama - albastru	6.35	2.5	1
01-470	auto mama - galben	6.35	6	1



COD dablerom	DENUMIRE	DESCHIDERE Ømm	CABLU mm ²	PACK. (punga)
01-471	auto mama "inchis" - rosu	6.35	1.5	1
01-472	auto mama "inchis" - albastru	6.35	2.5	1
01-473	auto mama "inchis" - galben	6.35	6	1



COD dablerom	DENUMIRE	DESCHIDERE Ømm	CABLU mm ²	PACK. (punga)
01-433	auto mama + tata - rosu	6.35	1.5	1
01-434	auto mama + tata - albastru	6.35	2.5	1
01-435	auto mama + tata - galben	6.35	6	1



Papuci Neizolati

COD dablerom	DENUMIRE	DESCHIDERE Ømm	CABLU mm ²	PACK. (punga)
01-474	auto tata	4.8	6	1
01-475	auto tata	6.35	6	1
01-476	auto mama	4.8	6	1
01-477	auto mama	6.35	6	1



Papuci Izolati

COD dablerom	DENUMIRE	CABLU mm ²	PACK. (punga)
01-436	pin - alb	0.5	1
01-437	pin - albastru	0.75	1
01-438	pin - rosu	1	1
01-439	pin - negru	1.5	1
01-440	pin - gri	2.5	1
01-441	pin - portocaliu	4	1
01-442	pin - verde	6	1
01-443	pin - maro	10	1
01-444	pin - bej	16	1
01-445	pin - negru	25	1
01-446	pin - rosu	35	1
01-447	pin - albastru	50	1

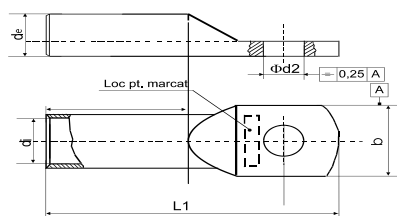


COD dablerom	DENUMIRE	CABLU mm ²	PACK. (punga)
01-436/2	pin dubli - alb	2 x 0.5	1
01-437/2	pin dubli - albastru	2 x 0.75	1
01-438/2	pin dubli - rosu	2 x 1	1
01-439/2	pin dubli - negru	2 x 1.5	1
01-440/2	pin dubli - gri	2 x 2.5	1
01-441/2	pin dubli - portocaliu	2 x 4	1
01-442/2	pin dubli - verde	2 x 6	1
01-443/2	pin dubli - maro	2 x 10	1
01-444/2	pin dubli - bej	2 x 16	1



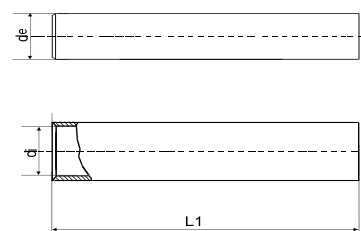
Papuci din Alumininiu

COD dablerom	CABLU mm ²	GAURA mm	LUNGIME mm	PACK. (buc)
01-5502/06	16	6	60	50
01-5502/08	16	8	60	50
01-5502/10	16	10	60	50
01-5503/08	25	8	60	50
01-5503/10	25	10	60	50
01-5503/12	25	12	60	50
01-5504/08	35	8	64	25
01-5504/10	35	10	64	25
01-5504/12	35	12	64	25
01-5505/08	50	8	74	20
01-5505/10	50	10	74	20
01-5505/12	50	12	74	20
01-5506/08	70	8	79	15
01-5506/10	70	10	79	15
01-5506/12	70	12	79	15
01-5507/08	95	8	90	10
01-5507/10	95	10	90	10
01-5507/12	95	12	90	10
01-5508/10	120	10	101	10
01-5508/12	120	12	101	10
01-5508/14	120	14	101	10
01-5509/10	150	10	118	5
01-5509/12	150	12	118	5
01-5509/14	150	14	118	5
01-5510/10	185	10	122	5
01-5510/12	185	14	122	5
01-5510/14	185	14	122	5
01-5511/12	240	10	131	5
01-5511/14	240	12	131	5
01-5511/16	240	14	131	5



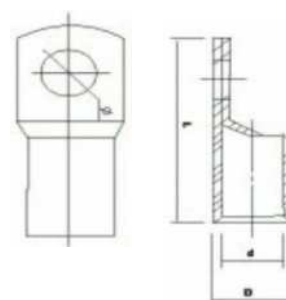
Conectori (mufe) din Alumininiu

COD dablerom	CABLU mm ²	LUNGIME mm	PACK. (buc)
01-5532	16	60	50
01-5533	25	65	50
01-5534	35	70	25
01-5535	50	75	20
01-5536	70	80	15
01-5537	95	100	10
01-5538	120	110	10
01-5539	150	125	5
01-5540	185	130	5
01-5541	240	135	5



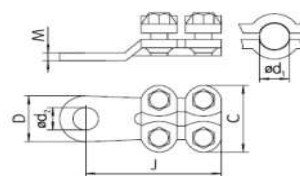
Papuci din Cupru

COD dablerom	CABLU mm ²	GAURA mm	LUNGIME mm	PACK. (buc)
01-500/05	6	5	27	100
01-500/06	6	6	27	100
01-500/08	6	8	27	100
01-501/06	10	6	30	100
01-501/08	10	8	32	100
01-501/10	10	10	34	100
01-502/06	16	6	34	100
01-502/08	16	8	34	100
01-502/10	16	10	34	100
01-502/12	16	12	36	100
01-503/06	25	6	37	50
01-503/08	25	8	37	50
01-503/10	25	10	40	50
01-503/12	25	12	42	50
01-504/06	35	6	45	50
01-504/08	35	8	45	50
01-504/10	35	10	45	50
01-504/12	35	12	46	50
01-505/08	50	8	49	25
01-505/10	50	10	49	25
01-505/12	50	12	52	25
01-506/08	70	8	55	25
01-506/10	70	10	57	25
01-506/12	70	12	57	25
01-507/08	95	8	63	10
01-507/10	95	10	63	10
01-507/12	95	12	66	10
01-507/14	95	14	66	10
01-508/08	120	8	70	10
01-508/10	120	10	70	10
01-508/12	120	12	70	10
01-508/14	120	14	73	10
01-509/10	150	10	76	10
01-509/12	150	12	76	10
01-509/14	150	14	80	10
01-509/16	150	16	80	10
01-510/12	185	12	84	10
01-510/14	185	14	84	10
01-510/16	185	16	86	10
01-510/18	185	18	86	6
01-511/12	240	12	95	10
01-511/14	240	14	95	10
01-511/16	240	16	98	10
01-511/18	240	18	98	10
01-512/14	300	14	104	6
01-512/16	300	16	104	6
01-512/18	300	18	104	6
01-512/20	300	20	104	3



Papuci din Cupru cu Strangere Surub

COD dablerom	CABLU mm ²	GAURA mm	LUNGIME mm	PACK. (buc)
01-5020/6	16	6	25	1/150
01-5030/8	25	8	30	1/80
01-5040/8	35	8	35	1/60
01-5050/10	50	10	45	1/40
01-5060/10	70	10	50	1/40
01-5070/12	95	12	57	1/20
01-5080/12	120	12	60	1/15
01-5090/16	150	16	65	1/15




Conectori (mufe) din Cupru

COD dablerom	CABLU mm ²	LUNGIME mm	PACK. (buc)
01-530	6	27	100
01-531	10	30	100
01-532	16	34	100
01-533	25	37	50
01-534	35	45	50
01-535	50	49	50
01-536	70	55	50
01-537	95	63	10
01-538	120	70	10
01-539	150	76	10
01-540	185	84	10
01-541	240	95	10
01-542	300	104	5



Cleme 12poli din Polietilena(PE) 80°C


COD dablerom	DENUMIRE	PACK. (buc)
01-560	4mm ²	50/300
01-561	6mm ²	50/300
01-562	10mm ²	50/300
01-563	16mm ²	10/200
01-564	25mm ²	10/100



(PE)
max.:80°C

Cleme 12poli din Poliamida(PA) 150°C

COD dablerom	DENUMIRE	PACK. (buc)
01-565	4mm ²	50/300
01-566	6mm ²	50/300
01-567	10mm ²	50/300
01-568	16mm ²	10/200
01-569	25mm ²	10/100



(PA)
max.:150°C

Conectori Terminali - Italia

COD dablerom	DENUMIRE	PACK. (buc)
31-320	1.5mm ² - 10poli	25/450
31-321	2.5mm ² - 10poli	25/450
31-322	4mm ² - 10poli	25/450
31-323	6mm ² - 10poli	25/450
31-324	10mm ² - 10poli	10/300
31-325	16mm ² - 5poli	10/240



Conectori Terminali - Freder

COD dablerom	DENUMIRE	PACK. (buc)
31-321/fr	2.5mm ² - 5poli	50
31-322/fr	4mm ² - 5poli	50
31-323/fr	6mm ² - 5poli	50
31-324/fr	10mm ² - 5poli	50
31-325/fr	16mm ² - 5poli	50

freder[®]



Cleme Terminale fara Suruburi

COD dablerom	DENUMIRE	PACK. (buc)
01-56015	min.: 5x0.75mm ² / max.: 5x1.5mm ²	100
01-56018	min.: 8x0.75mm ² / max.: 8x1.5mm ²	50
01-56022	min.: 2x0.75mm ² / max.: 2x2.5mm ²	100
01-56023	min.: 3x0.75mm ² / max.: 3x2.5mm ²	100
01-56025	min.: 5x0.75mm ² / max.: 5x2.5mm ²	100
01-56028	min.: 8x0.75mm ² / max.: 8x2.5mm ²	50



450V
IP40



Cleme Terminale 8poli

COD dablerom	DENUMIRE	PACK. (buc)
01-570	16mm ²	10/200
01-571	25mm ²	10/200
01-572	35mm ²	10/80
01-573/50	50mm ²	10/60
01-573/70	70mm ²	10/40



Cleme Ramificatie (distributie)

COD dablerom	DENUMIRE	PACK. (buc)
32-56035	1intrare x 10...35mm ² / 4iesiri x 2.5...6mm ²	1/32
32-56035/C	cu capac - 1intrare x 10...35mm ² / 4iesiri x 2.5...6mm ²	1/32
32-56095	1intrare x 16...95mm ² / 4iesiri x 6...16mm ²	1/36
32-56095/C	cu capac - 1intrare x 16...95mm ² / 4iesiri x 6...16mm ²	1/36

Fixare pe sina
sau
pe suprafete plane



Sir de Cleme Ramificatie (distributie) 4poli


COD dablerom	DENUMIRE	PACK. (buc)
32-56135	1intrare x 10...35mm ² / 4iesiri x 2.5...6mm ²	1/8
32-56135/C	cu capac - 1intrare x 10...35mm ² / 4iesiri x 2.5...6mm ²	1/8
32-56195	1intrare x 16...95mm ² / 4iesiri x 6...16mm ²	1/9
32-56195/C	cu capac - 1intrare x 16...95mm ² / 4iesiri x 6...16mm ²	1/9

Fixare pe sina
sau
pe suprafete plane



Cleme "Euro" pe Sina & Accesorii

COD dablerom	DENUMIRE	PACK. (buc)
32-500	gri - 0.2 ... 2.5mm ²	50
32-501	gri - 2.5 ... 4mm ²	50
32-502	gri - 4 ... 6mm ²	50
32-503	gri - 6 ... 10mm ²	50
32-504	gri - 10 ... 16mm ²	50
32-505	gri - 16 ... 35mm ²	20
32-512	albastru - 0.2 ... 2.5mm ²	50
32-513	albastru - 2.5 ... 4mm ²	50
32-514	albastru - 4 ... 6mm ²	50
32-515	albastru - 6 ... 10mm ²	50
32-516	albastru - 10 ... 16mm ²	50
32-517	albastru - 16 ... 35mm ²	20
32-506	galben/verde - 0.2 ... 2.5mm ²	50
32-507	galben/verde - 2.5 ... 4mm ²	50
32-508	galben/verde - 4 ... 6mm ²	50
32-509	galben/verde - 6 ... 10mm ²	50
32-510	galben/verde - 10 ... 16mm ²	50
32-511	galben/verde - 16 ... 35mm ²	20



COD dablerom	DENUMIRE	PACK. (buc)
32-520	placuta terminala pentru clema euro de 2.5mm ²	50
32-521	placuta terminala pentru clema euro de 4mm ²	50
32-522	placuta terminala pentru clema euro de 6mm ²	50
32-523	placuta terminala pentru clema euro de 10mm ²	50
32-524	placuta terminala pentru clema euro de 16mm ²	50
32-525	placuta terminala pentru clema euro de 35mm ²	50



COD dablerom	DENUMIRE	PACK. (buc)
32-550	set 10 numere 1..10 pentru cleme euro	10/100



COD dablerom	DENUMIRE	PACK. (buc)
32-530	opritor din plastic pe sina pentru cleme euro	10/100



Izolatori de Capat (Kaps)

COD dablerom	DENUMIRE	PACK. (punga)
31-300	pentru cablu 1.5 ... 2.5mm ²	1
31-301	pentru cablu 4mm ²	1
31-302	pentru cablu 6 ... 10mm ²	1



Banda Spiralata pentru Legat Cabluri

COD dablerom	DENUMIRE	PACK. (buc)
32-800	∅:6 - L:10metri	1
32-801	∅:8 - L:10metri	1
32-802	∅:10 - L:10metri	1
32-803	∅:12 - L:10metri	1
32-804	∅:15 - L:10metri	1
32-805	∅:19 - L:10metri	1
32-806	∅:24 - L:10metri	1



Marcaje pentru Cablu tip Inel

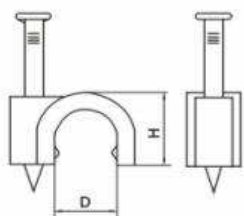
COD dablerom	DENUMIRE	PACK. (rola)
32-600..32-609	cifra: 0...9 pentru cablu 0.5 ... 1.5mm ² (rola=1.000buc)	1
32-610..32-619	cifra: 0...9 pentru cablu 2.5 ... 6mm ² (rola=500buc)	1
32-620..32-645	litera: A...Z pentru cablu 2.5 ... 6mm ² (rola=500buc)	1



La comanda se va specifica cifra sau litera dorita



Clips cu Cui din Otel



- Clips cu cui
- Material:
 - Clip din HDPE
 - Cui din otel zincat >5 μ m
- Culore : alb (RAL 9016)
- Rezistenta la propagare flacarii: GWT:650°C, t<30sec
- Rezistenta dielectrica : -1500V AC / 15min.
- 500V DC / 1 min.
- Temperatura de instalare: -min.: -15°C
-max: +65°C

COD dablerom	TIP	CABLU \varnothing (mm)	CUI L(mm)	CUI \varnothing (mm)	PACK. (buc)
07-001	5/20 plat	5	20	1.5	100/4000

COD dablerom	TIP	CABLU \varnothing (mm)	CUI L(mm)	CUI \varnothing (mm)	PACK. (buc)
07-002	4/20 rotund	4	20	1.5	100/4000
07-003	5/20 rotund	5	20	1.5	100/4000

COD dablerom	TIP	CABLU \varnothing (mm)	CUI L(mm)	CUI \varnothing (mm)	PACK. (buc)
07-004	6/25 rotund	6	25	2	100/4000
07-005	7/25 rotund	7	25	2	100/4000
07-006	8/25 rotund	8	25	2	100/4000
07-007	9/25 rotund	9	25	2	100/4000
07-008	10/25 rotund	10	25	2	100/2000
07-009	11/25 rotund	11	25	2	100/1000
07-010	12/25 rotund	12	25	2	100/800

COD dablerom	TIP	CABLU \varnothing (mm)	CUI L(mm)	CUI \varnothing (mm)	PACK. (buc)
07-013	6/35 rotund	6	35	2	100/2000
07-014	7/35 rotund	7	35	2	100/2000
07-015	8/35 rotund	8	35	2	100/2000
07-016	9/35 rotund	9	35	2	100/2000
07-017	10/35 rotund	10	35	2	100/2000
07-018	11/35 rotund	11	35	2	100/1000
07-019	12/35 rotund	12	35	2	100/800
07-020	13/35 rotund	13	35	2	100/800
07-021	14/35 rotund	14	35	2	100/800
07-022	15/35 rotund	15	35	2	100/800

COD dablerom	TIP	CABLU \varnothing (mm)	CUI L(mm)	CUI \varnothing (mm)	PACK. (buc)
07-034	15/45 rotund	15	45	2	100/800
07-035	16/45 rotund	16	45	2.5	50/400
07-036	17/45 rotund	17	45	2.5	50/400
07-037	19/45 rotund	19	45	2.5	50/400
07-038	22/45 rotund	22	45	2.5	50/400



Coliere (fasete) din NYLON 66 - ISO 2001

COD		DENUMIRE	PACK. (punga)
ALBE	NEGRE		
01-600	01-601	100x2.5mm - (punga 100buc)	1/400
01-602	01-603	120x2.5mm - (punga 100buc)	1/340
01-604	01-605	142x2.5mm - (punga 100buc)	1/230
01-606	01-607	165x2.5mm - (punga 100buc)	1/230
01-608	01-609	200x2.5mm - (punga 100buc)	1/200
01-610	01-611	150x3.6mm - (punga 100buc)	1/155
01-612	01-613	200x3.6mm - (punga 100buc)	1/120
01-614	01-615	250x3.6mm - (punga 100buc)	1/102
01-616	01-617	292x3.6mm - (punga 100buc)	1/97
01-618	01-618	330x3.6mm - (punga 100buc)	1/90
01-620	01-621	368x3.6mm - (punga 100buc)	1/82
01-622	01-623	200x4.8mm - (punga 100buc)	1/90
01-624	01-625	250x4.8mm - (punga 100buc)	1/82
01-626	01-627	310x4.8mm - (punga 100buc)	1/68
01-628	01-629	368x4.8mm - (punga 100buc)	1/58
01-630	01-631	432x4.8mm - (punga 100buc)	1/57
01-634	01-635	250x7.6mm - (punga 100buc)	1/45
01-636	01-637	300x7.6mm - (punga 100buc)	1/35
01-638	01-639	450x8mm - (punga 100buc)	1/22
01-644	01-645	550x8mm - (punga 100buc)	1/18
01-646	01-647	685x9mm - (punga 100buc)	1/15
01-650	01-651	762x9mm - (punga 100buc)	1/14
01-654	01-655	914x9mm - (punga 100buc)	1/11



NYLON 66



Coliere (fasete) din NYLON 66 - cu Protectie la UV

COD		DENUMIRE	PACK. (punga)
ALBE	NEGRE		
-	01-611/UV	150x3.6mm - (punga 100buc)	1/155
-	01-615/UV	250x3.6mm - (punga 100buc)	1/102
-	01-621/UV	368x3.6mm - (punga 100buc)	1/82
-	01-627/UV	310x4.8mm - (punga 100buc)	1/100
-	01-637/UV	300x7.6mm - (punga 100buc)	1/50
-	01-645/UV	550x8mm - (punga 100buc)	1/25

Cu Protectie la UV



Baza Autocolanta pentru Coliere

COD		DENUMIRE	PACK. (punga)
ALBE	NEGRE		
01-664	-	21x21mm - (punga 100buc)	1/200
01-666	-	28x28mm - (punga 100buc)	1/80



Banda Suport din Metal in Cutie din Plastic

COD dablerom	DENUMIRE	PACK. (rola)
31-19011	latime:12mm / grosime:0.5mm / gaura:Ø5mm (rola:10m)	10
01-671	latime:12mm / grosime:0.7mm / gaura:Ø5mm (rola:10m)	20
01-672	latime:17mm / grosime:0.8mm / gaura:Ø6mm (rola:10m)	20
01-673	latime:25mm / grosime:0.8mm / gaura:Ø8mm (rola:10m)	20



Banda Izolatoare din PVC

COD dablerom	DENUMIRE	PACK. (rola)
9-1110	alba - 0.13mm x 19mm - 20y	10/200
9-1111	neagra - 0.13mm x 19mm - 20y	10/200
9-1112	rosie - 0.13mm x 19mm - 20y	10/200
9-1113	galbena - 0.13mm x 19mm - 20y	10/200
9-1114	albastra - 0.13mm x 19mm - 20y	10/200
9-1115	verde - 0.13mm x 19mm - 20y	10/200
9-1116	gri - 0.13mm x 19mm - 20y	10/200
9-1117	maro - 0.13mm x 19mm - 20y	10/200



0.13mm x 19mm
20y



COD dablerom	DENUMIRE	PACK. (rola)
9-1120	alba - 0.13mm x 50mm - 20y	3/72
9-1121	neagra - 0.13mm x 50mm - 20y	3/72



0.13mm x 50mm
20y

Banda Autovulcanizata/Termocontractabila din Cauciuc

COD dablerom	DENUMIRE	PACK. (rola)
01-670	neagra - 20mm - 10m	10/80



20mm
10m

Copex Metalic Galvanizat

- Rezistenta mecanica >1250Nt
- Rezistenta la temperatura : min.: -100°C / max: +300°C

COD dablerom	DIAMETRU		PACK. (metri)
	interior Ø (mm)	exterior Ø (mm)	
02-891	10	12	100
02-892	12	15	100
02-893	14	17	100
02-894	16	20	50
02-895	18	22	50
02-896	20	24	50
02-897	22	26	50
02-898	25	30	50
02-899	30	35	30
02-900	35	41	25
02-901	45	52	20



Copex Metalic Galvanizat cu PVC

- Rezistenta mecanica >1250Nt
- Rezistenta la temperatura : min.: -15°C / max: +90°C

COD dablerom	DIAMETRU		PACK. (metri)
	interior Ø (mm)	exterior Ø (mm)	
02-902	10	12	100
02-903	12	15	100
02-904	14	17	50
02-905	16	20	50
02-906	18	22	50
02-907	20	24	50
02-908	22	26	50
02-909	25	30	50
02-910	30	35	30
02-911	35	41	25
02-912	45	52	20



Copex din PVC - VIOFLEX

- Material din PVC
- Culoare : gri (RAL 7035)
- Rezistenta la propagare flacarii: GWT:750°C, t<30sec
- Rezistenta dielectrica : -2000V AC / 15min.
- Rezistenta mecanica >320Nt / 5cm
- Rezistenta la temperatura : min.: -15°C / max: +60°C
- Grad de protectie : IP65



COD dablerom	DIAMETRU		PACK. (metri)
	interior Ø (mm)	exterior Ø (mm)	
02-875	10	14	25
02-876	12	16	25
02-877	14	18.3	25
02-878	16	20.5	25
02-879	18	22.3	25
02-880	20	24.3	25
02-881	22	26.6	25
02-882	25	30	25
02-883	28	33.6	25
02-884	30	35.8	25
02-885	32	38	25
02-886	35	41	25
02-887	40	46.3	25
02-888	50	56.3	25



Sarma Tras Cablu din Otel - Plat

COD dablerom	DENUMIRE	PACK. (buc)
38-305/5	5 metri - 3.2mm	1/10
38-305/10	10 metri - 3.2mm	1/10



Sarma Tras Cablu din Otel - Rotund (spiral)

COD dablerom	DENUMIRE	PACK. (buc)
38-307/20	20 metri - Ø:5.5mm	1
38-307/30	30 metri - Ø:5.5mm	1



Elemente pentru Paratrasnet

COD dablerom	DENUMIRE	PACK. (buc)
14-180675016	punct de captare cu 5 tije FRANKLIN pt. conductor max. Ø:14mm surub : M8x16mm	1
14-180670016	adaptor pentru prinderea punctului de captare Ø:16mm	1



Sarma Tras Cablu din NYLON - Rotund Ø:3mm



COD dablerom	DENUMIRE	PACK. (buc)
38-300	5 metri - Ø:3mm	1/30
38-301	10 metri - Ø:3mm	1/20
38-302	15 metri - Ø:3mm	1/20
38-303	20 metri - Ø:3mm	1/10



Sarma Tras Cablu din NYLON - Rotund Ø:4mm

COD dablerom	DENUMIRE	PACK. (buc)
38-354/05	5 metri - Ø:4mm	1/50
38-354/10	10 metri - Ø:4mm	1/50
38-354/15	15 metri - Ø:4mm	1/50
38-354/20	20 metri - Ø:4mm	1/50
38-354/25	25 metri - Ø:4mm	1/50
38-354/30	30 metri - Ø:4mm	1/50



Sarma Tras Cablu din OTEL & NYLON - Rotund Ø:6mm

COD dablerom	DENUMIRE	PACK. (buc)
38-355/20	20 metri - Ø:6mm	1
38-355/25	25 metri - Ø:6mm	1
38-355/30	30 metri - Ø:6mm	1
38-355/35	35 metri - Ø:6mm	1
38-355/40	40 metri - Ø:6mm	1
38-355/50	50 metri - Ø:6mm	1
38-355/60	60 metri - Ø:6mm	1



Pentru mai multe informatii si repere ale CANFOR puteti solicita catalogul complet sau puteti vizita site-ul oficial www.canfor.it



Tuburi Termocontractabile - Raport de contractie 2:1

COD dablerom	DENUMIRE	PACK. (metri)
32-850	∅:4mm / 2mm (inainte/dupa contractie)	100
32-851	∅:5mm / 2.5mm (inainte/dupa contractie)	100
32-852	∅:7mm / 3.5mm (inainte/dupa contractie)	100
32-853	∅:10mm / 5mm (inainte/dupa contractie)	100
32-854	∅:13mm / 6.5mm (inainte/dupa contractie)	100
32-855	∅:25mm / 12.5mm (inainte/dupa contractie)	50
32-856	∅:40mm / 20mm (inainte/dupa contractie)	50
32-857	∅:50mm / 25mm (inainte/dupa contractie)	25

freder[®]



Conectori (mufe) pentru Cablu Multifilar - IP67

COD dablerom	DENUMIRE	PACK. (buc)
32-SP02	pentru cablu min.:5x1mm ² ... max.:5x2.5mm ² cu 2 presetupe de ∅16mm max. 20A - 650°C - IP67 Lungime: 126mm	1/14
32-SP06	pentru cablu min.:5x2.5mm ² ... max.:5x6mm ² cu 2 presetupe de ∅21mm max. 30A - 650°C - IP67 Lungime: 126mm	1/14



Conectori (mufe) pentru Conductor - IP67

COD dablerom	DENUMIRE	PACK. (buc)
32-SP35	pentru conductor min.:16mm ² ... max.:35mm ² cu 2 presetupe de ∅16mm max. 125A - 650°C - IP67 Lungime: 126mm	1/14






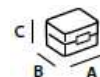
ACCESORII PREUMPLUTE CU GEL - Box Line

**Ray
Tech**






- Pentru etansarea, protejarea si realizarea conexiunilor electrice in conditii de siguranta
- Ajuta la ordonarea sistemelor electrice casnice
- Ideale pentru conexiuni casnice si industriale
- Submersibile
- Pot fi montate sub pamant
- Non-toxic si fara termen de expirare
- Gata de utilizare
- Grad de protectie : IPx8
- Temperatura de lucru: max.+90°C
- Temperatura de instalare: -40°C ... +50°C

COD	DENUMIRE	DIMENSIUNI / buc. AxBxC (mm)	PACK.
44-ISAAC4	Isaac 4	30 x 24 x 23	4 buc / Blister
44-ISAAC4MP	Isaac 4MP		50 buc / bax
 max 2 wires max 2.5 mm ²	 max 3 wires max 4 mm ²	 max 2 wires max 2.5 mm ²	





Isaac

COD	DENUMIRE	DIMENSIUNI / buc. AxBxC (mm)	PACK.
44-PASCAL6	Pascal 6	38 x 30 x 26	2 buc / Blister
44-PASCAL6MP	Pascal 6MP		25 buc / bax
 max 3 wires max 2.5 mm ²	 max 5 wires max 2.5 mm ²	 max 3 wires max 1.5 mm ²	





Pascal

COD	DENUMIRE	DIMENSIUNI / buc. AxBxC (mm)	PACK.
44-WATT	Watt	38 x 38 x 26	2 buc / Blister
44-WATTMP	Watt MP		25 buc / bax
 max 5 wires max 4 mm ²	 max 3 wires max 2.5 mm ²		



Watt

COD	DENUMIRE	DIMENSIUNI / buc. AxBxC (mm)	PACK.
44-KELVIN	Kelvin	45 x 45 x 30	1 buc / Blister
44-KELVINMP	Kelvin MP		20 buc / bax
 max 3 wires max 6 mm ²	 max 3 wires max 6 mm ²		



Kelvin

ACCESORII PREUMPLUTE CU GEL - Cover Line



 max 2 wires
max 4 mm²

COD	DENUMIRE	DIMENSIUNI / buc. AxBxC (mm)	PACK.
44-GELCOVER4	Gel Cover 4	61 x 35 x 28	1 buc / Blister
44-MAMMUTGEL4	Mammut 4		8 buc / bax

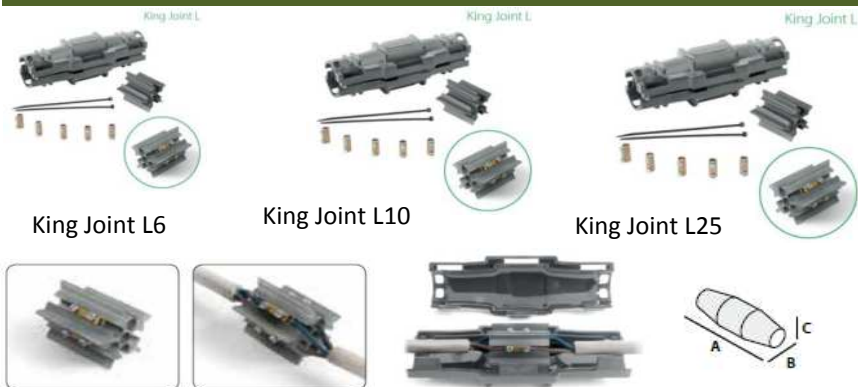
COD	DENUMIRE	DIMENSIUNI / buc. AxBxC (mm)	PACK.
44-GELCOVER6	Gel Cover 6	63 x 31 x 28	1 buc / Blister
44-MAMMUTGEL6	Mammut 6		6 buc / bax



 max 3 wires
max 6 mm²

MANSOANE PREUMPLUTE CU GEL - King Joint L

**Ray
tech**



- Este o gama de imbinari rapide preumplute
- Pentru 0.6/1KV (diverse tipuri de cabluri)
- Pana la 5 conductori
- Conector cu suruburi de prindere si 5 distantiere pentru o centrare corecta
- Pentru toate tipurile de aplicatii (submersibile)
- Refolosibil fara termen de expirare
- Ignifug, non-toxic si sigur
- Grad de protectie : IPx8
- Temperatura de lucru: max. +90°C
- Temperatura de instalare: -40°C ... +50°C

COD	DENUMIRE	SECTIUNI CABLU (n° x mm ²)	CABLU MAXIM Ø (mm)	DIMENSIUNI AxBxC (mm)	PACK. (set)
44-RAYKJOINTL6	King Joint L6	2 x 1.5 ... 6	20.5	105 x 55 x 55	1
		3 x 1.5 ... 6			
		4 x 1.5 ... 6			
		5 x 1.5 ... 6			
44-RAYKJOINTL10	King Joint L10	2 x 2.5 ... 10	24	108 x 60 x 60	1
		3 x 2.5 ... 10			
		4 x 2.5 ... 10			
		5 x 2.5 ... 10			
44-RAYKJOINTL25	King Joint L25	2 x 4 ... 25	31	210 x 65 x 65	1
		3 x 4 ... 25			
		4 x 4 ... 25			
		5 x 4 ... 25			

RAMIFICATII PREUMPLUTE CU GEL - King Joint Y




- Este o gama de imbinari rapide preumplute
- Pentru 0.6/1KV (diverse tipuri de cabluri)
- Pana la 5 conductori
- Conector cu suruburi de prindere si 5 distantiere pentru o centrare corecta
- Pentru toate tipurile de aplicatii (submersibile)
- Refolosibil fara termen de expirare
- Ignifug, non-toxic si sigur
- Grad de protectie : IPx8
- Temperatura de lucru: max. +90°C
- Temperatura de instalare: -40°C ... +50°C

COD	DENUMIRE	SECTIUNI CABLU (n° x mm ²)		CABLU MAXIM Ø (mm)		DIMENSIUNI AxBxC (mm)	PACK. (buc)
		T	B	T	B		
44-KINGJ-Y6	King Joint Y6	2 x 1.5 ... 6	2 x 1.5 ... 4	22.5	18.5	138 x 60 x 37	1
		3 x 1.5 ... 6	3 x 1.5 ... 4				
		4 x 1.5 ... 6	4 x 1.5 ... 4				
		5 x 1.5 ... 6	5 x 1.5 ... 4				
44-KINGJ-Y16	King Joint Y16	2 x 4 ... 16	2 x 1.5 ... 4	26	18.5	194 x 74 x 43	1
		3 x 4 ... 16	3 x 1.5 ... 4				
		4 x 4 ... 16	4 x 1.5 ... 4				
		5 x 4 ... 16	5 x 1.5 ... 4				
44-KINGJ-Y35	King Joint Y35	2 x 10 ... 35	2 x 1.5 ... 6	36	26	290 x 105 x 51	1
		3 x 10 ... 35	3 x 1.5 ... 6				
		4 x 10 ... 35	4 x 1.5 ... 6				

MANSOANE LINIARE CU GEL - L

**Ray
tech**



- Manson liniar pentru cabluri (max. 1KV)
- Oferă posibilitatea de intervenții viitoare
- Izolație cu Magic Gel
- Instalare în condiții grele și adâncimi mari
- Aderență și etansare stransă
- Non-toxic și sigur
- Fără termen de expirare
- Temperatura de lucru : max. +90°C
- Temperatura de instalare : -15°C ... +55°C
- Grad de protecție : IP68



COD	DENUMIRE	SECȚIUNE CABLURI (n° x mm²)	DIMENSIUNI Ax B (mm)	PACK. (set)
44-MPOWERJOINT-L10	MAGIC POWER JOINT L10	1x2.5-50/ 2x1.5-10/ 3x1.5-10/ 4x1.5-10	180 x 50	1
44-MPOWERJOINT-L25	MAGIC POWER JOINT L25	1x16-150/ 2x4-25/ 3x4-25/ 4x2.5-25	215 x 55	1
44-MPOWERJOINT-L35	MAGIC POWER JOINT L35	1x16-185/ 2x16-35/ 3x16-35/ 4x16-35	232 x 70	1
44-MPOWERJOINT-L50	MAGIC POWER JOINT L50	1x50-300/ 2x16-50/ 3x16-50/ 4x16-50	266 x 72	1
44-MPOWERJOINT-L95	MAGIC POWER JOINT L95	1x120-400/ 2x25-95/ 3x25-95/ 4x25-95	330 x 75	1
44-MPOWERJOINT-L120	MAGIC POWER JOINT L120	1x240-500/ 2x70-120/ 3x70-120/ 4x50-120	365 x 95	1
44-MPOWERJOINT-L240	MAGIC POWER JOINT L240	1x400-1000/ 2x120-300/ 3x120-240/ 4x120-240	510 x 210	1
44-MPOWERJOINT-L300	MAGIC POWER JOINT L300	1x630-2000/ 2x240-400/ 3x240-300/ 4x240-300	760 x 180	1

MANSON RAMIFICATIE CU GEL - Y

**Ray
tech**



- Manson ramificație pentru cabluri (max. 1KV)
- Oferă posibilitatea de intervenții viitoare
- Izolație cu Magic Gel
- Instalare în condiții grele și adâncimi mari
- Aderență și etansare stransă
- Non-toxic și sigur
- Fără termen de expirare
- Temperatura de lucru : max. +90°C
- Temperatura de instalare : -15°C ... +55°C
- Grad de protecție : IP68



COD	DENUMIRE	SECȚIUNE CABLURI (n° x mm²)	DIMENSIUNI Ax B (mm)	PACK. (set)
44-MPOWERJOINT-Y6	MAGIC POWER JOINT Y6	T = 1x4-50 / 2x4-10 / 3x2.5-6 / 4x2.5-6 B = 1x4-50 / 2x4-10 / 3x2.5-6 / 4x2.5-6	180 x 90	1
44-MPOWERJOINT-Y25	MAGIC POWER JOINT Y25	T = 1x50-150 / 2x10-25 / 3x6-25 / 4x6-25 B = 1x50-150 / 2x10-25 / 3x6-16 / 4x6-10	220 x 105	1
44-MPOWERJOINT-Y95	MAGIC POWER JOINT Y95	T = 1x120-400 / 2x25-95 / 3x25-95 / 4x25-95 B = 1x95-240 / 2x16-50 / 3x16-50 / 4x10-50	315 x 115	1
44-MPOWERJOINT-Y240	MAGIC POWER JOINT Y240	T = 1x240-630 / 2x95-240 / 3x95-240 / 4x95-240 B = 1x240-630 / 2x50-240 / 3x50-240 / 4x50-240	600 x 285	1

MATERIAL DE UMPLUTURA - TECHNO GEL GUM

**Ray
Tech**



- Doua componente, o singura sticla
- Rezistenta dielectrica mare, etansare perfecta, caracteristici termice foarte bune
- Protectie la apa > 1MPa
- Potrivit pentru instalare in apa sarata (in mare) sau apa cu clor (bazine/piscine)
- Pentru instalatii de max. 1KV
- Produs sigur si netoxic
- Rezistenta dielectrica : >21 KV/mm
- Timp de asteptare dupa mixarea solutiilor: 10min. at 25°C
- Rezistenta volum : >10¹⁵ Ω cm
- Temperatura de lucru: -60°C ... +200°C
- Temperatura suprasarcina: pana la +250°C
- Grad de protectie : IP68

COD	DENUMIRE	CANTITATE (gr)	PACK. (set)
44-TEGELGUM	TECHNO GELGUM 1kg	1000	1 flacon bicameral, 1 vas amestec, 1 lingurita

SKY PLAST

**Ray
Tech**



- Doua recipiente tip cana
- Cu autostingere
- Caracteristici dielectrice ridicate
- Produs sigur si netoxic
- Emisii reduse de fum si gaze toxice in caz de incendiu
- Noncoroziv
- Diverse si multiple sergmente de utilizare
- Gata de utilizare la scurt timp dupa mixaj
- Rezistenta dielectrica: >23 KV/mm
- Grad de protectie : IP68



COD	DENUMIRE	CANTITATE (gr)	PACK. (set)
44-SKYPLAST250	Sky Plast 250gr	250	2 recipiente tip cana
44-SKYPLAST500	Sky Plast 500gr	500	2 recipiente tip cana

MATERIAL DE UMPLUTURA - MAGIC POWER GEL

**Ray
Tech**



- Flacon bicameral tip sticla
- Dielectric, etansare perfecta, caracteristici termice excelente
- Reutilizabil
- Foarte lipicios
- Caracteristici puternice de amalgamare
- Nu exista pierderi
- Este un produs sigur si nu este toxic
- Rezistenta dielectrica: >23 KV/mm
- Timp de asteptare dupa mixarea solutiilor: 15min. at 25°C
- Rezistenta volum: >2 . 10ⁱ⁵ Ω cm
- Temperatura de instalare: -60°C ... +200°C
- Temperatura suprasarcina: max. +250°C
- Grad de protectie : IP68

COD	DENUMIRE	CANTITATE (ml)	PACK. (set)
44-MAGICPOWER-250	MAGIC POWER GEL 250ml	250	1 flacon bicameral tip sticla
44-MAGICPOWER-500	MAGIC POWER GEL 500ml	500	1 flacon bicameral, 1 vas amestec, 1 lingurita
44-MAGICPOWER-GEL	MAGIC POWER GEL 1000ml	1000	1 flacon bicameral, 1 vas amestec, 1 lingurita

MATERIAL UMPLUTURA - MONOGEL

**Ray
Tech**



- GEL de unica componenta (gata preparat)
- Fara amestecare, fara timp pierdut
- GEL vascos, foarte elastic si extrem de fluid
- Autonivelare in timp scurt
- Poate fi folosit cu orice tip de pistol de silicon
- Usor de masurat
- Nu expira si nu se intareste
- Usor de aplicat si in zone extrem de greu accesibile
- Nu isi pierde caracteristicile cu trecerea timpului
- Reutilizabil
- Produs sigur si netoxic
- Poate fi utilizat in toate conditiile meteorologice
- Poate fi utilizat in domeniul aparatelor electronice
- Rezistenta dielectrica : >23 KV/mm
- Rezistenta volum: >2. 10ⁱ⁵ Ω cm
- Temperatura de lucru : -60°C ... +200°C
- Temperatura de instalare : -40°C ... +110°C
- Temperatura suprasarcina : max. +250°C
- Grad de protectie : IP68

COD	DENUMIRE	CANTITATE (ml)	PACK. (buc.)
44-MONOGEL	MONOGEL 300ml	300	1 tub cu varf tip duza

SET TUBURI TERMOCONTRACTABILE



- Set cu tuburi termocontractabile - pretaiate
- Raport de contractie : 2:1
- Gata de utilizare si sortate dupa dimensiuni
- Setul contine toate dimensiunile
- Doua variante: pe negru si diverse culori
- Rezistenta dupa inbatranire: 14.5 MPa
- Timp scazut de lucru
- Flexibil
- Temperatura de contractie: +125°C

COD	DENUMIRE	CONTRACTIE Ø D / d (mm)	LUNGIME (mm)	CULOARE	BUC./SET	PACK. (set)
44-THERMOMIN-N	THERMO MINIMIX-N	1.0 / 0.5	97	negru	60	1
		2.0 / 1.0	97	negru	40	
		3.0 / 1.5	97	negru	30	
		4.5 / 2.25	97	negru	20	
		6.0 / 3.0	97	negru	10	
		9.0 / 4.5	97	negru	10	
44-THERMOMIN-MC	THERMO MINIMIX-MC	1.0 / 0.5	97	trans.10, alb10, albastru10 rosu10, galben10, negru10	60	1
		2.0 / 1.0	97	trans.7, alb7, albastru6 rosu7, galben7, negru6	40	
		3.0 / 1.5	97	trans.5, alb5, albastru5 rosu5, galben5, negru5	30	
		4.5 / 2.25	97	trans.4, alb4, albastru4 rosu4, galben4	20	
		6.0 / 3.0	97	trans.2, alb2, albastru2 rosu2, galben2	10	
		9.0 / 4.5	97	trans.2, alb2, albastru2 rosu2, galben2	10	

TUB TERMOCONTRACTABIL -Rola - Ray Roll

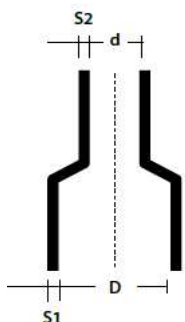


- Ambalaj tip dispenser
- Raport de contractie : 2:1
- Rezistenta la rupere: 14.8 MPa
- Intindere: 460%
- Rezistenta dupa inbatranire: 14.5 MPa
- Intindere dupa inbatranire: 480%
- Rezistenta dielectrica: 17KV/mm
- Rezistenta la foc: VW1
- Temperatura de contractie: +125°C

COD	DENUMIRE	CONTRACTIE Ø D / d (mm)	GROSIME S (mm)	CULOARE	LUNGIME (m)	PACK. (rola)
44-RAYROLL-1.6	RAYROLL 1.6 negru-20m	1.6 / 0.8	0.5	negru	20	1
44-RAYROLL-2.4	RAYROLL 2.4 negru-20m	2.4 / 1.2	0.55	negru	20	1
44-RAYROLL-3.2	RAYROLL 3.2 negru-10m	3.2 / 1.6	0.55	negru	10	1
44-RAYROLL-4.8	RAYROLL 4.8 negru-10m	4.8 / 2.4	0.55	negru	10	1
44-RAYROLL-6.4	RAYROLL 6.4 negru-10m	6.4 / 3.2	0.65	negru	10	1
44-RAYROLL-9.5	RAYROLL 9.5 negru-10m	9.5 / 4.8	0.65	negru	10	1
44-RAYROLL-12.7	RAYROLL 12.7 negru-10m	12.7 / 6.4	0.65	negru	10	1
44-RAYROLL-19.0	RAYROLL 19.0 negru-20m	19.0 / 9.5	0.8	negru	5	1
44-RAYROLL-25.4	RAYROLL 25.4 negru-20m	25.4 / 12.7	0.95	negru	5	1

TUB TERMOCONTRACTABIL - MEDIU - MTR

**Ray
Tech**

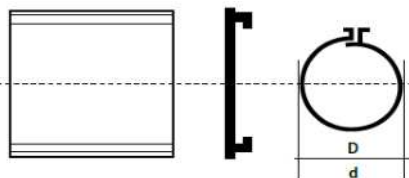


- Perete cu grosime medie
- Cu adeziv
- Halogen free - fara halogenuri
- Raport de contractie : 3:1
- Culoare : negru
- Rezistenta la rupere: 14.8 MPa
- Intindere: 460%
- Rezistenta dupa inbatranire: 14.5 MPa
- Alungire dupa inbatranire: 480%
- Rezistenta dielectrica: 17KV/mm
- Rezistenta la foc: VW1
- Temperatura de operare: -55°C ... +125°C
- Temperatura de contractie: +70°C

COD	DENUMIRE	CABLU Ø de la - la (mm)	CONTRACTIE Ø D / d (mm)	GROSIME S1 - S2 (mm)	PACK. (m)
44-488809-000	MTR-10/3-1000-172	3.5 ... 9.0	10 - 3	0.3 - 1.0	1
44-925679-000	MTR-16/5-1000-172	5.5 ... 14.0	16 - 5	0.3 - 1.4	1
44-717783-000	MTR-25/8-1000-172	8.5 ... 22.0	25 - 8	0.4 - 2.0	1
44-064641-000	MTR-35/12-1000-172	13.0 ... 32.0	35 - 12	0.4 - 2.0	1
44-046911-000	MTR-50/16-1000-172	17.5 ... 45.0	50 - 16	0.5 - 2.0	1
44-223993-000	MTR-63/19-1000-172	21.0 ... 57.0	63 - 19	0.6 - 2.4	1
44-237137-000	MTR-75/22-1000/172	24.0 ... 68.0	75 - 22	0.6 - 2.7	1
44-727282-000	MTR-85/25-1000/172	28.0 ... 77.0	85 - 25	0.6 - 2.8	1
44-498559-000	MTR-95/29-1000/172	32.0 ... 86.0	95 - 29	0.7 - 3.1	1
44-827835-000	MTR-115/34-1000/172	37.0 ... 104.0	115 - 34	0.7 - 3.1	1
44-891939-000	MTR-140/42-1000/172	46.0 ... 126.0	140 - 42	0.7 - 3.1	1
44-474381-000	MTR-160/55-1000/172	55.0 ... 144.0	160 - 55	0.7 - 3.2	1
44-323497-000	MTR-180/60-1000/172	66.0 ... 162.0	180 - 60	0.7 - 3.2	1

FOLIE TERMOCONTRACTABILA - Wrap around

**Ray
Tech**




- Refacerea mantalelor de cablu nesectionat
- Cu adeziv
- Halogen free - fara halogenuri
- Culoare : negru
- Rezistenta la rupere: 17 MPa
- Alungire: 350%
- Densitate: 1,0 - 1,2 g/cm³
- Duritate: 50-70 Shore D
- Rezistenta dielectrica ptr. grosime de 1mm: 180KV/cm
- Rezistenta dielectrica ptr. grosime de 3,5mm: 120KV/cm
- Temperatura: +120°C
- Flexibilitate la temperatura scazuta: 4h at +40°C

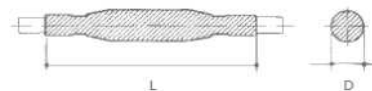
COD	DENUMIRE	CABLU Ø de la - la (mm)	CONTRACTIE Ø D / d (mm)	PACK. (m)
44-406345-000	RAY-RSM- 34/10-1000/232	12 ... 21	34 - 10	1
44-279727-000	RAY-RSM- 53/13-1000/232	15 ... 32	53 - 13	1
44-953639-000	RAY-RSM- 84/20-1000/232	23 ... 50	84 - 20	1
44-395359-000	RAY-RSM-107/29-1000/232	34 ... 65	107 - 29	1
44-002611-000	RAY-RSM-143/36-1000/232	42 ... 86	143 - 36	1
44-318575-000	RAY-RSM-198/55-1000/232	62 ... 120	198 - 55	1
44-595947-000	RAY-RSM-250/98-1000/232	111 ... 150	250 - 98	1

ARTICULATII TERMOCONTRACTIBILE - GLV

**Ray
tech**



- Pentru ramificatii / inbinari
- Set 5 articulatii
- Pentru cabluri de pana la 1KV
- Aplicatii: subterane, aeriene si scufundate
- Temperatura de lucru : max. +90°C
- Temperatura de instalare : -15°C ... +45°C



COD	DENUMIRE	SECTIUNE CABLURI (n° x mm ²)	DIMENSIUNI LxD (mm)	PACK. (set)
44-336598-TEC	GLV 0406	4 x 1.5 - 6 (set 4int. + 1ext.)	250 x 20	1
44-789890-000	GLV 0416	4 x 10 - 16 (set 4int. + 1ext.)	400 x 40	1
44-789891-000	GLV 0435	4 x 25 - 35 (set 4int. + 1ext.)	650 x 45	1
44-234477-TEC	GLV 0470	4 x 50 - 70 (set 4int. + 1ext.)	650 x 54	1
44-482979-000	GLV 4150	4 x 95 - 150 (set 4int. + 1ext.)	800 x 67	1
44-609695-000	GLV 4300	4 x 185 - 300 (set 4int. + 1ext.)	900 x 84	1

TERMINALE TERMOCONTRACTIBILE - TLV

**Ray
tech**

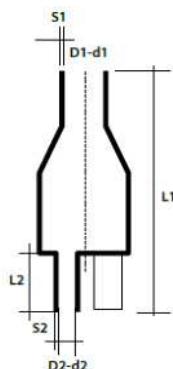


- Terminale termocontractibile
- Set 5 terminale
- Etansare perfecta
- Rezistenta mecanica ridicata
- Uz extern
- Pentru cabluri de pana la 1KV
- Include: teaca acoperire faze, sigilarea punctului de divergenta, terminale cablu
- Temperatura de lucru: max. +90°C
- Temperatura de instalare: -15°C ... +45°C

COD	DENUMIRE	SECTIUNE CABLURI (n° x mm ²)	PACK. (set)
44-288775-000	TLV 0416	4 x 4 - 16 (set 4int. + 1ext.)	1
44-786200-000	TLV 0450	4 x 25 - 50 (set 4int. + 1ext.)	1
44-597107-000	TLV 4150	4 x 70 - 150 (set 4int. + 1ext.)	1
44-063097-000	TLV 4300	4 x 185 - 300 (set 4int. + 1ext.)	1

MUFE TERMOCONTRACTABILE

**Ray
tech**



- Autoetansare
- Cu adeziv
- Halogen free - fara halogenuri
- Culoare : negru
- Rezistenta la rupere: 10.5 MPa (min)
- Alungire: 300% (min)
- Densitate: 1,0 - 1,3 g/cm³
- Flexibilitate la temperaturi scazute: 4h at -40°C
- Absorbtie apa: maxim 0.5%



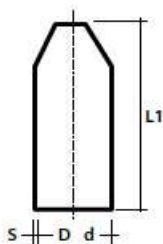
COD	DENUMIRE	CABLU Ø de la - la (mm)	CONTRACTIE Ø D1 / d1 (mm)	GROSIME S1 (mm)	CONTRACTIE Ø D2 / d2 (mm)	GROSIME S2 (mm)	LUNGIME L1 - L2 (mm)	PACK. (buc.)
44-443425-000	RAYW533	4 ... 35	38 - 17	2.7	14 - 4.5	2.5	98 - 23	1
44-519411-000	RAYW516	50 ... 150	60 - 25	3	25 - 8	2.5	165 - 50	1
44-395067-000	RAYW526	185 ... 300	80 - 38	3.5	35 - 11	3.5	185 - 55	1
44-102022-TEC	RAYW248	185 ... 500	110 - 50	4	46 - 17.5	3.5	250 - 65	1



44-645763-000	RAYK033	4 ... 35	42 - 15	2.3	14 - 3.5	1.9	105 - 26	1
44-747267-000	RAYK046	50 ... 70	55 - 21	3.1	20 - 5	2.5	150 - 40	1
44-119983-000	RAYK016	95 ... 150	65 - 26	3.5	26 - 7	2.9	175 - 45	1
44-017847-000	RAYK026	185 ... 300	102 - 47	3.9	38 - 12	3	198 - 58	1

CAPACE DE ETANSARE TERMOCONTRACTABILE

**Ray
tech**



- Etansare capete de cablu
- Cu adeziv
- Halogen free - fara halogenuri
- Culoare: negru
- Rezistenta la rupere: 12 MPa (min)
- Alungire: 200% (min)
- Densitate: 0,9 - 1,2 g/cm³
- Duritate: 50-70 Shore D
- Flexibilitate la temperaturi scazute: 4h at -40°C
- Absorbtie apa: 0.5% max.

COD	DENUMIRE	CABLU Ø de la - la (mm)	CONTRACTIE Ø D / d (mm)	GROSIME S (mm)	LUNGIME L (mm)	PACK. (buc.)
44-334969-000	RAYL011	4 ... 8	12 - 4.0	2.0	40	1
44-821617-000	RAYL022	8 ... 17	20 - 6	2.3	55	1
44-692333-000	RAYL033	17 ... 30	35 - 16	3.0	83	1
44-547889-000	RAYL044	30 ... 45	55 - 26	3.3	103	1
44-068743-000	RAYL048	45 ... 65	75 - 36	3.3	120	1
44-190805-000	RAYL055	65 ... 95	100 - 52	3.8	140	1
44-855203-000	RAYL066	95 ... 115	120 - 60	3.8	150	1

Jgheaburi Metalice & Capace



COD dablerom	DENUMIRE	PACK. (metri)
12-010	capac jgheab metalic 50 x 15 x 0.75mm	3/600
12-011	capac jgheab metalic 100 x 15 x 0.75mm	3/360
12-012	capac jgheab metalic 150 x 15 x 0.75mm	3/240
12-013	capac jgheab metalic 200 x 15 x 0.75mm	3/240
12-014	capac jgheab metalic 300 x 15 x 0.75mm	3/120
12-015	capac jgheab metalic 400 x 15 x 0.75mm	3/60
12-016	capac jgheab metalic 500 x 15 x 1mm	3/60
12-017	capac jgheab metalic 600 x 15 x 1mm	3/60



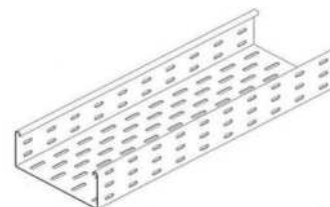
COD dablerom	DENUMIRE	PACK. (metri)
12-300	jgheab metalic 50 x 35 x 0.75mm	3/1020
12-301	jgheab metalic 100 x 35 x 0.75mm	3/612
12-302	jgheab metalic 150 x 35 x 0.75mm	3
12-303	jgheab metalic 200 x 35 x 0.75mm	3
12-304	jgheab metalic 300 x 35 x 0.75mm	3
12-305	jgheab metalic 400 x 35 x 0.75mm	3
12-306	jgheab metalic 500 x 35 x 1mm	3
12-307	jgheab metalic 600 x 35 x 1mm	3



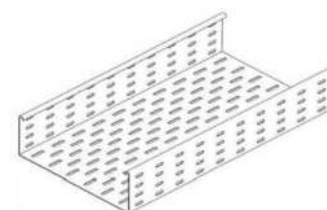
12-600	jgheab metalic 50 x 60 x 0.75mm	3/600
12-601	jgheab metalic 100 x 60 x 0.75mm	3/360
12-602	jgheab metalic 150 x 60 x 0.75mm	3/240
12-603	jgheab metalic 200 x 60 x 0.75mm	3/180
12-604	jgheab metalic 300 x 60 x 0.75mm	3/120
12-605	jgheab metalic 400 x 60 x 1mm	3/60
12-606	jgheab metalic 500 x 60 x 1mm	3/60
12-607	jgheab metalic 600 x 60 x 1mm	3/60



12-801	jgheab metalic 100 x 85 x 0.75mm	3
12-802	jgheab metalic 150 x 85 x 0.75mm	3
12-803	jgheab metalic 200 x 85 x 0.75mm	3
12-804	jgheab metalic 300 x 85 x 0.75mm	3
12-805	jgheab metalic 400 x 85 x 1mm	3
12-806	jgheab metalic 500 x 85 x 1mm	3
12-807	jgheab metalic 600 x 85 x 1mm	3



12-901	jgheab metalic 100 x 110 x 0.75mm	3
12-902	jgheab metalic 150 x 110 x 0.75mm	3
12-903	jgheab metalic 200 x 110 x 0.75mm	3
12-904	jgheab metalic 300 x 110 x 1mm	3
12-905	jgheab metalic 400 x 110 x 1mm	3
12-906	jgheab metalic 500 x 110 x 1mm	3
12-907	jgheab metalic 600 x 110 x 1mm	3



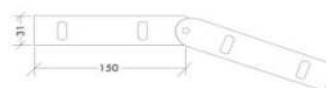

Oblon pentru Capac Jgheab

COD dablerom	DENUMIRE	PACK. (metri)
12-299	oblon pentru capac - M8	100



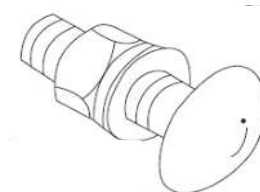
Conectori pentru Jgheab si Accesorii

COD dablerom	DENUMIRE	PACK. (buc)
12-390	conector simplu pt. jgheab si accesorii cu h:35mm	50
12-690	conector simplu pt. jgheab si accesorii cu h:60mm	50
12-890	conector simplu pt. jgheab si accesorii cu h:85mm	50
12-990	conector simplu pt. jgheab si accesorii cu h:110mm	50
12-391	conector flexibil pt. jgheab si accesorii cu h:35mm	50
12-691	conector flexibil pt. jgheab si accesorii cu h:60mm	50
12-891	conector flexibil pt. jgheab si accesorii cu h:85mm	50
12-991	conector flexibil pt. jgheab si accesorii cu h:110mm	50
12-399050	conector "magic" pentru jgheab si accesorii 50x35mm	1
12-399100	conector "magic" pentru jgheab si accesorii 100x35mm	1
12-699050	conector "magic" pentru jgheab si accesorii 50x60mm	1
12-699100	conector "magic" pentru jgheab si accesorii 100x60mm	1
12-699150	conector "magic" pentru jgheab si accesorii 150x60mm	1
12-699200	conector "magic" pentru jgheab si accesorii 200x60mm	1



Bolt cu Cap Rotund

COD dablerom	DENUMIRE	PACK. (set)
12-250	M6 x 13 (set)	200
12-251	M6 x 25 (set)	200
12-252	M6 x 35 (set)	200




Cot 45° pentru Jgheaburi Metalice & Capace



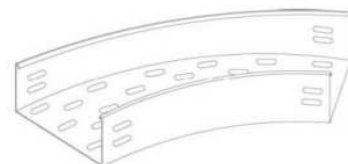
COD dablerom	DENUMIRE	PACK. (buc)
12-021	capac cot 45° 100 x 15 x 0.75mm	1
12-022	capac cot 45° 150 x 15 x 0.75mm	1
12-023	capac cot 45° 200 x 15 x 0.75mm	1
12-024	capac cot 45° 300 x 15 x 0.75mm	1
12-025	capac cot 45° 400 x 15 x 0.75mm	1
12-026	capac cot 45° 500 x 15 x 1mm	1
12-027	capac cot 45° 600 x 15 x 1mm	1



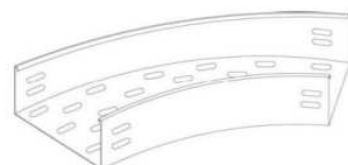
COD dablerom	DENUMIRE	PACK. (buc)
12-321	cot 45° 100 x 35 x 0.75mm	1
12-322	cot 45° 150 x 35 x 0.75mm	1
12-323	cot 45° 200 x 35 x 0.75mm	1
12-324	cot 45° 300 x 35 x 0.75mm	1
12-325	cot 45° 400 x 35 x 0.75mm	1
12-326	cot 45° 500 x 35 x 1mm	1
12-327	cot 45° 600 x 35 x 1mm	1



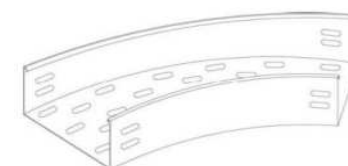
12-621	cot 45° 100 x 60 x 0.75mm	1
12-622	cot 45° 150 x 60 x 0.75mm	1
12-623	cot 45° 200 x 60 x 0.75mm	1
12-624	cot 45° 300 x 60 x 0.75mm	1
12-625	cot 45° 400 x 60 x 1mm	1
12-626	cot 45° 500 x 60 x 1mm	1
12-627	cot 45° 600 x 60 x 1mm	1



12-821	cot 45° 100 x 85 x 0.75mm	1
12-822	cot 45° 150 x 85 x 0.75mm	1
12-823	cot 45° 200 x 85 x 0.75mm	1
12-824	cot 45° 300 x 85 x 0.75mm	1
12-825	cot 45° 400 x 85 x 1mm	1
12-826	cot 45° 500 x 85 x 1mm	1
12-827	cot 45° 600 x 85 x 1mm	1



12-921	cot 45° 100 x 110 x 0.75mm	1
12-922	cot 45° 150 x 110 x 0.75mm	1
12-923	cot 45° 200 x 110 x 0.75mm	1
12-924	cot 45° 300 x 110 x 1mm	1
12-925	cot 45° 400 x 110 x 1mm	1
12-926	cot 45° 500 x 110 x 1mm	1
12-927	cot 45° 600 x 110 x 1mm	1



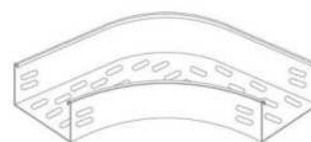
Cot 90° pentru Jgheaburi Metalice & Capace



COD dablerom	DENUMIRE	PACK. (buc)
12-031	capac cot 90° 100 x 15 x 0.75mm	1
12-032	capac cot 90° 150 x 15 x 0.75mm	1
12-033	capac cot 90° 200 x 15 x 0.75mm	1
12-034	capac cot 90° 300 x 15 x 0.75mm	1
12-035	capac cot 90° 400 x 15 x 0.75mm	1
12-036	capac cot 90° 500 x 15 x 1mm	1
12-037	capac cot 90° 600 x 15 x 1mm	1



COD dablerom	DENUMIRE	PACK. (buc)
12-331	cot 90° 100 x 35 x 0.75mm	1
12-332	cot 90° 150 x 35 x 0.75mm	1
12-333	cot 90° 200 x 35 x 0.75mm	1
12-334	cot 90° 300 x 35 x 0.75mm	1
12-335	cot 90° 400 x 35 x 0.75mm	1
12-336	cot 90° 500 x 35 x 1mm	1
12-337	cot 90° 600 x 35 x 1mm	1



12-631	cot 90° 100 x 60 x 0.75mm	1
12-632	cot 90° 150 x 60 x 0.75mm	1
12-633	cot 90° 200 x 60 x 0.75mm	1
12-634	cot 90° 300 x 60 x 0.75mm	1
12-635	cot 90° 400 x 60 x 1mm	1
12-636	cot 90° 500 x 60 x 1mm	1
12-637	cot 90° 600 x 60 x 1mm	1



12-831	cot 90° 100 x 85 x 0.75mm	1
12-832	cot 90° 150 x 85 x 0.75mm	1
12-833	cot 90° 200 x 85 x 0.75mm	1
12-834	cot 90° 300 x 85 x 0.75mm	1
12-835	cot 90° 400 x 85 x 1mm	1
12-836	cot 90° 500 x 85 x 1mm	1
12-837	cot 90° 600 x 85 x 1mm	1



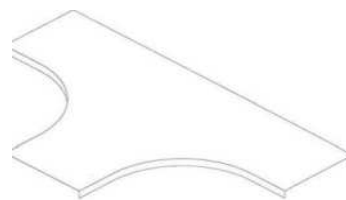
12-931	cot 90° 100 x 110 x 0.75mm	1
12-932	cot 90° 150 x 110 x 0.75mm	1
12-933	cot 90° 200 x 110 x 0.75mm	1
12-934	cot 90° 300 x 110 x 1mm	1
12-935	cot 90° 400 x 110 x 1mm	1
12-936	cot 90° 500 x 110 x 1mm	1
12-937	cot 90° 600 x 110 x 1mm	1



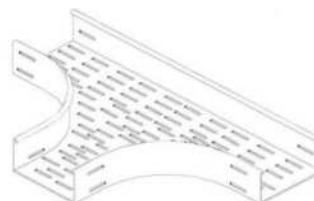
Imbinare "T" pentru Jgheaburi Metalice & Capace



COD dablerom	DENUMIRE	PACK. (buc)
12-041	capac imbinare "T" 100 x 15 x 0.75mm	1
12-042	capac imbinare "T" 150 x 15 x 0.75mm	1
12-043	capac imbinare "T" 200 x 15 x 0.75mm	1
12-044	capac imbinare "T" 300 x 15 x 0.75mm	1
12-045	capac imbinare "T" 400 x 15 x 0.75mm	1
12-046	capac imbinare "T" 500 x 15 x 1mm	1
12-047	capac imbinare "T" 600 x 15 x 1mm	1



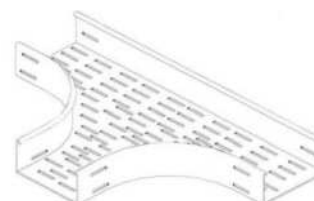
COD dablerom	DENUMIRE	PACK. (buc)
12-341	imbinare "T" 100 x 35 x 0.75mm	1
12-342	imbinare "T" 150 x 35 x 0.75mm	1
12-343	imbinare "T" 200 x 35 x 0.75mm	1
12-344	imbinare "T" 300 x 35 x 0.75mm	1
12-345	imbinare "T" 400 x 35 x 0.75mm	1
12-346	imbinare "T" 500 x 35 x 1mm	1
12-347	imbinare "T" 600 x 35 x 1mm	1



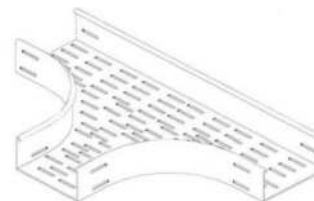
12-641	imbinare "T" 100 x 60 x 0.75mm	1
12-642	imbinare "T" 150 x 60 x 0.75mm	1
12-643	imbinare "T" 200 x 60 x 0.75mm	1
12-644	imbinare "T" 300 x 60 x 0.75mm	1
12-645	imbinare "T" 400 x 60 x 1mm	1
12-646	imbinare "T" 500 x 60 x 1mm	1
12-647	imbinare "T" 600 x 60 x 1mm	1



12-841	imbinare "T" 100 x 85 x 0.75mm	1
12-842	imbinare "T" 150 x 85 x 0.75mm	1
12-843	imbinare "T" 200 x 85 x 0.75mm	1
12-844	imbinare "T" 300 x 85 x 0.75mm	1
12-845	imbinare "T" 400 x 85 x 1mm	1
12-846	imbinare "T" 500 x 85 x 1mm	1
12-847	imbinare "T" 600 x 85 x 1mm	1



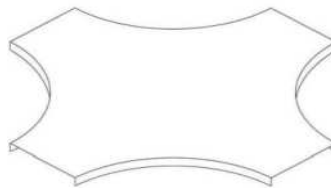
12-941	imbinare "T" 100 x 110 x 0.75mm	1
12-942	imbinare "T" 150 x 110 x 0.75mm	1
12-943	imbinare "T" 200 x 110 x 0.75mm	1
12-944	imbinare "T" 300 x 110 x 1mm	1
12-945	imbinare "T" 400 x 110 x 1mm	1
12-946	imbinare "T" 500 x 110 x 1mm	1
12-947	imbinare "T" 600 x 110 x 1mm	1



Imbinare "+" pentru Jgheaburi Metalice & Capace



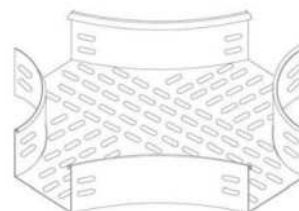
COD dablerom	DENUMIRE	PACK. (buc)
12-051	capac imbinare "+" 100 x 15 x 0.75mm	1
12-052	capac imbinare "+" 150 x 15 x 0.75mm	1
12-053	capac imbinare "+" 200 x 15 x 0.75mm	1
12-054	capac imbinare "+" 300 x 15 x 0.75mm	1
12-055	capac imbinare "+" 400 x 15 x 0.75mm	1
12-056	capac imbinare "+" 500 x 15 x 1mm	1
12-057	capac imbinare "+" 600 x 15 x 1mm	1



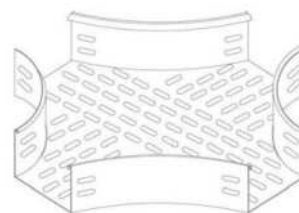
COD dablerom	DENUMIRE	PACK. (buc)
12-351	imbinare "+" 100 x 35 x 0.75mm	1
12-352	imbinare "+" 150 x 35 x 0.75mm	1
12-353	imbinare "+" 200 x 35 x 0.75mm	1
12-354	imbinare "+" 300 x 35 x 0.75mm	1
12-355	imbinare "+" 400 x 35 x 0.75mm	1
12-356	imbinare "+" 500 x 35 x 1mm	1
12-357	imbinare "+" 600 x 35 x 1mm	1



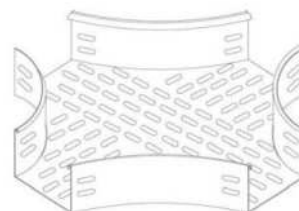
12-651	imbinare "+" 100 x 60 x 0.75mm	1
12-652	imbinare "+" 150 x 60 x 0.75mm	1
12-653	imbinare "+" 200 x 60 x 0.75mm	1
12-654	imbinare "+" 300 x 60 x 0.75mm	1
12-655	imbinare "+" 400 x 60 x 1mm	1
12-656	imbinare "+" 500 x 60 x 1mm	1
12-657	imbinare "+" 600 x 60 x 1mm	1



12-851	imbinare "+" 100 x 85 x 0.75mm	1
12-852	imbinare "+" 150 x 85 x 0.75mm	1
12-853	imbinare "+" 200 x 85 x 0.75mm	1
12-854	imbinare "+" 300 x 85 x 0.75mm	1
12-855	imbinare "+" 400 x 85 x 1mm	1
12-856	imbinare "+" 500 x 85 x 1mm	1
12-857	imbinare "+" 600 x 85 x 1mm	1




12-951	imbinare "+" 100 x 110 x 0.75mm	1
12-952	imbinare "+" 150 x 110 x 0.75mm	1
12-953	imbinare "+" 200 x 110 x 0.75mm	1
12-954	imbinare "+" 300 x 110 x 1mm	1
12-955	imbinare "+" 400 x 110 x 1mm	1
12-956	imbinare "+" 500 x 110 x 1mm	1
12-957	imbinare "+" 600 x 110 x 1mm	1



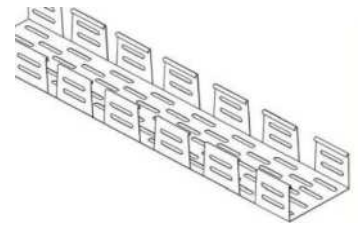
Cot Ridicator/Coborator pt Jgheaburi Metalice & Capace



COD dablerom	DENUMIRE	PACK. (buc)
12-061	capac cot coborator/ridicator 100 x 15 x 0.75mm	1
12-062	capac cot coborator/ridicator 150 x 15 x 0.75mm	1
12-063	capac cot coborator/ridicator 200 x 15 x 0.75mm	1
12-064	capac cot coborator/ridicator 300 x 15 x 0.75mm	1
12-065	capac cot coborator/ridicator 400 x 15 x 0.75mm	1
12-066	capac cot coborator/ridicator 500 x 15 x 1mm	1
12-067	capac cot coborator/ridicator 600 x 15 x 1mm	1



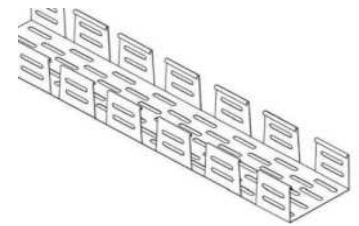
COD dablerom	DENUMIRE	PACK. (buc)
12-361	cot coborator/ridicator 100 x 35 x 0.75mm	1
12-362	cot coborator/ridicator 150 x 35 x 0.75mm	1
12-363	cot coborator/ridicator 200 x 35 x 0.75mm	1
12-364	cot coborator/ridicator 300 x 35 x 0.75mm	1
12-365	cot coborator/ridicator 400 x 35 x 0.75mm	1
12-366	cot coborator/ridicator 500 x 35 x 1mm	1
12-367	cot coborator/ridicator 600 x 35 x 1mm	1



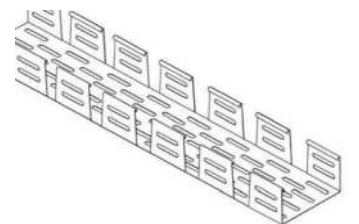
12-661	cot coborator/ridicator 100 x 60 x 0.75mm	1
12-662	cot coborator/ridicator 150 x 60 x 0.75mm	1
12-663	cot coborator/ridicator 200 x 60 x 0.75mm	1
12-664	cot coborator/ridicator 300 x 60 x 0.75mm	1
12-665	cot coborator/ridicator 400 x 60 x 1mm	1
12-666	cot coborator/ridicator 500 x 60 x 1mm	1
12-667	cot coborator/ridicator 600 x 60 x 1mm	1



12-861	cot coborator/ridicator 100 x 85 x 0.75mm	1
12-862	cot coborator/ridicator 150 x 85 x 0.75mm	1
12-863	cot coborator/ridicator 200 x 85 x 0.75mm	1
12-864	cot coborator/ridicator 300 x 85 x 0.75mm	1
12-865	cot coborator/ridicator 400 x 85 x 1mm	1
12-866	cot coborator/ridicator 500 x 85 x 1mm	1
12-867	cot coborator/ridicator 600 x 85 x 1mm	1




12-961	cot coborator/ridicator 100 x 110 x 0.75mm	1
12-962	cot coborator/ridicator 150 x 110 x 0.75mm	1
12-963	cot coborator/ridicator 200 x 110 x 0.75mm	1
12-964	cot coborator/ridicator 300 x 110 x 1mm	1
12-965	cot coborator/ridicator 400 x 110 x 1mm	1
12-966	cot coborator/ridicator 500 x 110 x 1mm	1
12-967	cot coborator/ridicator 600 x 110 x 1mm	1



Separator pentru Jgheab Metalic

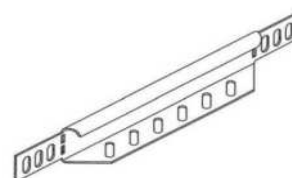


COD dablerom	DENUMIRE	PACK. (metri)
12-370	separator cu h:35mm	3
12-670	separator cu h:60mm	3
12-870	separator cu h:85mm	3
12-970	separator cu h:110mm	3



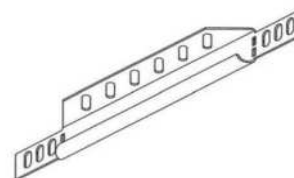
Reductie pentru Jgheab Metalic

COD dablerom	DENUMIRE	PACK. (buc)
12-680/R	reductie de 50mm	1
12-681/R	reductie de 100mm	1
12-682/R	reductie de 150mm	1
12-683/R	reductie de 200mm	1
12-684/R	reductie de 300mm	1
12-685/R	reductie de 400mm	1
12-686/R	reductie de 500mm	1
12-687/R	reductie de 600mm	1



Capat pentru Jgheab Metalic

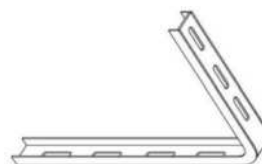
COD dablerom	DENUMIRE	PACK. (buc)
12-680/C	capat de 50mm	1
12-681/C	capat de 100mm	1
12-682/C	capat de 150mm	1
12-683/C	capat de 200mm	1
12-684/C	capat de 300mm	1
12-685/C	capat de 400mm	1
12-686/C	capat de 500mm	1
12-687/C	capat de 600mm	1



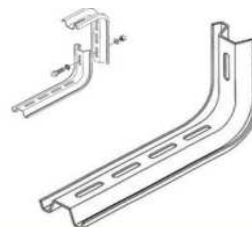
Fixare "L" & Suport Sina



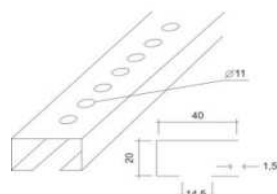
COD dablerom	DENUMIRE	PACK. (buc)
12-130	fixare "L" tip usor - 50x100mm	1
12-131	fixare "L" tip usor - 100x150mm	1
12-132	fixare "L" tip usor - 150x200mm	1
12-133	fixare "L" tip usor - 150x300mm	1
12-134	fixare "L" tip usor - 150x400mm	1



COD dablerom	DENUMIRE	PACK. (buc)
12-140	fixare "L" tip greu - 100x100mm	1
12-141	fixare "L" tip greu - 100x200mm	1
12-142	fixare "L" tip greu - 100x300mm	1
12-143	fixare "L" tip greu - 100x400mm	1
12-144	fixare "L" tip greu - 100x500mm	1
12-145	fixare "L" tip greu - 100x600mm	1




COD dablerom	DENUMIRE	PACK. (metri)
12-150	suport sina 30x15x1.5mm	3



Suport Consola pentru Perete

COD dablerom	DENUMIRE	PACK. (buc)
12-171	suport consola perete 105mm	1
12-172	suport consola perete 205mm	1
12-173	suport consola perete 305mm	1
12-174	suport consola perete 405mm	1
12-175	suport consola perete 505mm	1
12-176	suport consola perete 605mm	1



Suport "Ω"

COD dablerom	DENUMIRE	PACK. (buc)
12-111	suport "Ω" 100mm	1
12-112	suport "Ω" 150mm	1
12-113	suport "Ω" 200mm	1
12-114	suport "Ω" 300mm	1
12-115	suport "Ω" 400mm	1



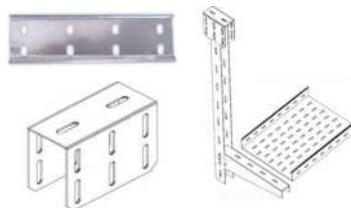
Suport Sina 55x35mm & Accesorii




COD dablerom	DENUMIRE	PACK. (metri)
12-151	suport sina 55x35x1.5mm	3
12-152	suport sina 55x35x2mm	3



COD dablerom	DENUMIRE	PACK. (buc)
12-153	conector pentru sina 55x35mm	50
12-156	accesoriu pentru prindere in tavan pentru sina 55x35mm	1

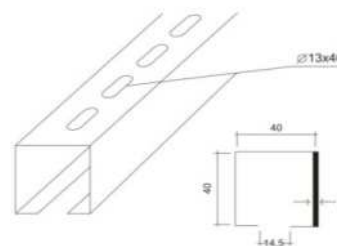
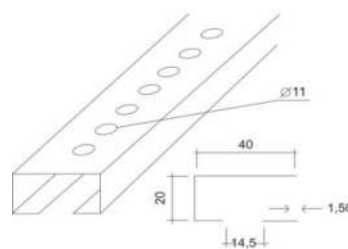


COD dablerom	DENUMIRE	PACK. (buc)
12-161	suport consola 130x1.5mm pentru sina 55x35mm	1
12-162	suport consola 180x1.5mm pentru sina 55x35mm	1
12-163	suport consola 230x1.5mm pentru sina 55x35mm	1
12-164	suport consola 330x1.5mm pentru sina 55x35mm	1
12-165	suport consola 430x1.5mm pentru sina 55x35mm	1
12-166	suport consola 530x1.5mm pentru sina 55x35mm	1
12-167	suport consola 630x1.5mm pentru sina 55x35mm	1



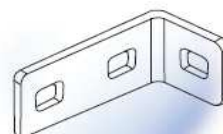
Profile Sina

COD dablerom	DENUMIRE	PACK. (metri)
12-183	profile sina 40x20x1.5mm	3
12-184	profile sina 40x20x2mm	3
12-185	profile sina 40x40x1.5mm	3
12-186	profile sina 40x40x2mm	3
12-187	profile sina 60x40x2mm	3



Suport "Γ" pentru Tavan

COD dablerom	DENUMIRE	PACK. (buc)
12-109	suport "Γ" 70/40	1



Bare cu Filet & Accesorii



COD dablerom	DENUMIRE	PACK. (buc)
12-201	bara cu filet M8mm - 1metru	20
12-202	bara cu filet M8mm - 2metri	20
12-203	bara cu filet M10mm - 1metru	20
12-204	bara cu filet M10mm - 2metri	20



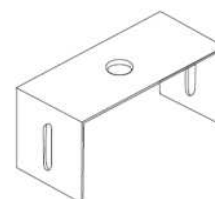
COD dablerom	DENUMIRE	PACK. (buc)
12-241	mufa pentru bara cu filet - M8mm	100
12-242	mufa pentru bara cu filet - M10mm	100



COD dablerom	DENUMIRE	PACK. (buc)
12-280	ancore de coborare - M6mm	100
12-281	ancore de coborare - M8mm	100
12-282	ancore de coborare - M10mm	100



COD dablerom	DENUMIRE	PACK. (buc)
12-120	suport "Π" 50mm	1
12-121	suport "Π" 100mm	1
12-122	suport "Π" 150mm	1
12-123	suport "Π" 200mm	1



COD dablerom	DENUMIRE	PACK. (buc)
12-100	fixator trapez	1



Suport Bara

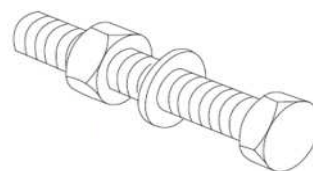
COD dablerom	DENUMIRE	PACK. (buc)
12-294	Suport bara cu filet - M8mm	1
12-295	Suport bara cu filet - M10mm	1



Bolt Hexagon



COD dablerom	DENUMIRE	PACK. (set)
12-260	bolt hexagon - M8 x 15 (set)	50
12-261	bolt hexagon - M8 x 20 (set)	50
12-262	bolt hexagon - M8 x 25 (set)	50
12-263	bolt hexagon - M10 x 20 (set)	50
12-264	bolt hexagon - M10 x 30 (set)	50



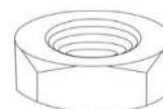
Pana Ancorare

COD dablerom	DENUMIRE	PACK. (buc)
12-270	pana ancorare - M8 / 85	50
12-271	pana ancorare - M8 / 95	50
12-272	pana ancorare - M10 / 70	50
12-273	pana ancorare - M10 / 90	50



Piulite

COD dablerom	DENUMIRE	PACK. (buc)
12-210	piulite normale - M6	100
12-211	piulite normale - M8	100
12-212	piulite normale - M10	100
12-213	piulite normale - M12	100
12-215	piulite patrate - M8	100
12-216	piulite patrate - M10	100
12-217	piulite patrate - M12	100



Saibe

COD dablerom	DENUMIRE	PACK. (buc)
12-230	saibe normale - M8	100
12-231	saibe normale - M10	100
12-232	saibe normale - M12	100
12-233	saibe - M8 x 32	100
12-234	saibe - M10 x 40	100



Stabilizatoare Monofazice



stabilizatoare **monofazice** cu servomotor
 tensiune de intrare de la **170V AC** pana la **265V AC**
 tensiune la iesire **230V AC** pentru o incarcare de pana la 80%
 dotat cu siguranta automata care permite functionarea pe direct (fara stabilizare)
 prevazut cu "buton delay" cu actionare in 2 timpi

COD dablerom	DENUMIRE	PACK. (buc)
	500VA / 350W	
61-002	- intrerupator ON/OFF - alimentare cu cablu si stecher shuko - la iesire 1 priza schuko + 2 bipolare - voltmetru digital pe iesire - 4 indicatoare optice pentru functionare - siguranta fuzibila de 2.5A	1
	1.000VA / 700W	
61-003	- intrerupator ON/OFF - alimentare cu cablu si stecher schuko - la iesire 1 priza schuko + 2 bipolare - voltmetru digital pe intrare/iesire - 4 indicatoare optice pentru functionare - siguranta fuzibila de 5A	1
	1.500VA / 1.050W	
61-004	- intrerupator ON/OFF - alimentare cu cablu si stecher schuko - la iesire 1 priza schuko + 2 bipolare - voltmetru digital pe intrare/iesire - 4 indicatoare optice pentru functionare - siguranta fuzibila de 7A	1
	3.000VA / 2.100W	
61-006	- cleme pentru alimentare - la iesire 1 priza schuko - voltmetru digital pe intrare/iesire - ampermetru digital pe iesire - 4 indicatoare optice pentru functionare - 2 sigurante automate de 16A	1
	5.000VA / 3.500W	
61-007	- cleme pentru alimentare - la iesire 1 priza schuko - voltmetru digital pe intrare/iesire - ampermetru digital pe iesire - 4 indicatoare optice pentru functionare - 2 sigurante automate de 20A	1



Stabilizatoare Trifazice



stabilizatoare **trifazice** cu servomotor
 tensiune de intrare de la **295 VAC** pana la **460V AC**
 tensiune la iesire **400V AC** pentru o incarcare de pana la 80%
 dotat cu siguranta automata care permite functionarea pe direct (fara stabilizare)
 prevazut cu "buton delay" cu actionare in 2 timpi
 - priza schuko cu siguranta fuzibila de 10A
 - 3 indicatoare optice pentru functionare

COD dablerom	DENUMIRE	PACK. (buc)
	15.000VA / 10.500W	
61-031	- cleme pentru alimentare - cleme pentru iesire - 2 voltmetre digitale pe iesire/intrare - 3 ampermetre digitale pe iesire - 2 sigurante automate de 25A	1



	30.000VA / 21.000W	
61-033	- cleme pentru alimentare - cleme pentru iesire - 2 voltmetre digitale pe iesire/intrare - 3 ampermetre digitale pe iesire - 2 sigurante automate de 50A	1



	45.000VA / 31.500W	
61-034	- cleme pentru alimentare - cleme pentru iesire - 2 voltmetre digitale pe iesire/intrare - 3 ampermetre analogice pe iesire - 2 sigurante automate de 80A	1



Spray-uri

COD dablerom	DENUMIRE	PACK. (buc)
03-029/15	spray antirugina 300ml curata si protejeaza de rugina efect de gresare	1/7
03-029/16	spray lubrifiant 300ml efect puternic de lubrifiere (ungere) impermeabilitate - temp. maxima 150°C	1/7
03-029/17	spray pentru contacte fara ulei 400ml elimina urme de ulei si impuritati fara efecte secundare pentru izolatii	1/6
03-029/18	spray pentru contacte cu ulei 400ml efect de curatare a sarurilor protejeaza impotriva oxidarii imbunatatirea contactul./conductivitatii elimina efectul de flama (scanteie)	1/6
03-029/25	spray pentru galvanizare (ZINC) 400ml contine zinc pur protectie impotriva oxidarii si ruginirii	1/6
03-029/32	spray silionic 400ml efect de gresare protectie la umiditate & coroziune	1/6



Tester & Aparate de Masura

COD dablerom	DENUMIRE	PACK. (buc)
03-003	tester cu cablu si led 12V pana 400V AC & 12V pana 500V DC	12/120



COD dablerom	DENUMIRE	PACK. (buc)
03-040	network multitestor (UTP/FTP/TV/DATA/TELEFON) testarea retelelor(UTP,FTP,STP,TV,BNC) verifica scurt circuitul,fire intrerupte etc.	1/30



COD dablerom	DENUMIRE	PACK. (buc)
03-341	detector cabluri detecteaza continuitatea liniilor electrice & telefonice 2 componente (emitorator & receptor)	1/18



COD dablerom	DENUMIRE	PACK. (buc)
03-342	luxmetru de la 0 lux pana la 50.000lux	1/26



COD dablerom	DENUMIRE	PACK. (buc)
03-337	termometru mini cu infrarosu de la -30°C pana la +220°C LCD display	1/80



COD dablerom	DENUMIRE	PACK. (buc)
03-335	termometru cu laser de la -30°C pana la +520°C LCD display	1/15



Aparate de Masura - Multimetre

COD dablerom	DENUMIRE	PACK. (buc)
03-310	multimetru digital de buzunar DC 500V - AC 500V - DC 0.2A Ω HM 0...2000K Ω - buzzer - dioda	1/72



COD dablerom	DENUMIRE	PACK. (buc)
03-312	multimetru digital DC 600V - AC 600V - DC 200mA...10A Ω HM 200...2000K Ω - buzzer- hFE - dioda $^{\circ}$ C (0...+1000 $^{\circ}$ C)	1/36



COD dablerom	DENUMIRE	PACK. (buc)
03-313	multimetru digital profesional cu carcasa de cauciuc DC 600V - AC 600V - DC10A - AC10A Ω HM 0...20M Ω - μ f 0...20 - buzzer dioda - HZ 0...20KHz - $^{\circ}$ C (-20...+750 $^{\circ}$ C)	1/20



COD dablerom	DENUMIRE	PACK. (buc)
03-314	multimetru digital profesional multifunctional cu carcasa de cauciuc DC 600V - AC 600V DC 400mA...10A AC 400mA...10A Ω HM 400 Ω ...40M Ω - buzzer - dioda μ f 0...100 - HZ 0...200KHz $^{\circ}$ C (-20...+1000 $^{\circ}$ C) - RH(humiditate) 30...95% dB 35...100 - LUX 0...40000	1/24



Aparate de Masura - Clampmetre

COD dablerom	DENUMIRE	PACK. (buc)
03-322	clampmetru digital cu husa DC 1000V - AC 750V - AC 1000A HZ 0...2KHz - Ω M 0...2M Ω - buzzer - dioda	1/15



COD dablerom	DENUMIRE	PACK. (buc)
03-321	clampmetru digital mini cu husa DC 600V - AC 600V - AC 600A Ω M 0...20M Ω - buzzer - dioda	1/26



COD dablerom	DENUMIRE	PACK. (buc)
03-325	clampmetru AC/DC digital mini cu husa DC 400V- DC 400A- AC 400V -AC 400A Ω M 0...40M Ω - buzzer - dioda	1/26



COD dablerom	DENUMIRE	PACK. (buc)
03-324	clampmetru AC/DC digital cu husa DC 1000V-DC 1000A-AC 750V-AC 1000A Ω M 0...200 Ω - buzzer - HZ 0...2KHz	1/24



Scule

COD dablerom	DENUMIRE	PACK. (buc)
33-260	surubelnite drepte din otel 1000V - 3 x 75mm	6/240
33-261	surubelnite drepte din otel 1000V - 4 x 100mm	6/240
33-262	surubelnite drepte din otel 1000V - 5.5 x 125mm	6/192
33-263	surubelnite drepte din otel 1000V - 6.5 x 150mm	6/144



33-264	surubelnite cruce din otel 1000V - No 0 - L:75mm	6/240
33-265	surubelnite cruce din otel 1000V - No 1 - L:80mm	6/240
33-266	surubelnite cruce din otel 1000V - No 2 - L:100mm	6/192
33-267	surubelnite cruce din otel 1000V - No 3 - L:150mm	6/144



33-2600	set 8 surubelnite (4drepte+4cruce) din otel - 1000V	1/24
---------	---	------



COD dablerom	DENUMIRE	PACK. (buc)
33-201	patent pensa din otel - L: 180mm	6/60
33-202	patent pensa din otel - L: 200mm	6/60



COD dablerom	DENUMIRE	PACK. (buc)
33-210	cleste de taiat din otel - L: 160mm	6/60
33-211	cleste de taiat din otel - L: 180mm	6/60



COD dablerom	DENUMIRE	PACK. (buc)
03-312	curea din piele pentru scule	1/20



Scule

COD dablerom	DENUMIRE	PACK. (buc)
03-080	cleste dezizolat pentru cablu 0.2 - 6mm ²	1/10



03-082	dezizolator/cuter cablu de la Ø:8mm pana la Ø:28mm	1/12
--------	--	------



33-233	foarfeca-dezizolator pana la Ø:170mm - L:165mm	1/20
--------	--	------



COD dablerom	DENUMIRE	PACK. (buc)
33-230	cleste de taiat cablu pana la Ø:30mm- L:165mm	1/10



03-091	cleste de taiat cablu pana la Ø:40mm- L:540mm	1/10
--------	---	------



03-093	cleste de taiat cablu cu clichet pana la Ø:22mm- L:260mm	1/5
--------	--	-----



COD dablerom	DENUMIRE	PACK. (buc)
03-040	pasta decapanta 50gr	1



COD dablerom	DENUMIRE	PACK. (buc)
03-096	cuter pentru tubulatura de plastic pana la Ø:35mm	1/10



Prese pentru Papuci Neizolati

COD dablerom	DENUMIRE	PACK. (buc)
03-071	presa cu clichet pentru papuci neizolati 1.5...6mm ²	1/10
03-072	presa cu clichet pentru papuci neizolati 1.5...6mm ²	1/10
03-073/2	presa cu clichet pentru papuci neizolati 6...25mm ²	1/10
03-098	presa mecanica hexagonala ptr papuci neizolati 6...50mm ²	1/10
03-099	presa mecanica hexagonala ptr. papuci neizolati 16...120mm ²	1/3
03-077	presa hidraulica hexagonala ptr. papuci neizolati 16...300mm ²	1/3



Prese pentru Papuci Izolati

COD dablerom	DENUMIRE	PACK. (buc)
03-074	presa cu clichet pentru papuci izolati 0.25...6mm ²	1/10



03-075	presa cu clichet pentru papuci pin 1...6mm ²	1/10
--------	---	------



Prese pentru Mufe Telefon/Calculator

COD dablerom	DENUMIRE	PACK. (buc)
03-061	presa mecanica pentru mufe telefon 6P2C , 6P4C , 6P6C	1/10



03-062	presa mecanica pentru mufe calculator 8P8C (RJ-45)	1/10
--------	--	------



03-064	presa pentru mufe telefon & calculator 6P6C, 8P8C(RJ-45)	1/10
--------	--	------



03-065	presa cu clichet pentru mufe receptor & telefon & calculator pentru mufe 4P4C , 6P6C , 8P8C (RJ-45)	1/10
--------	--	------



Scule - NWS Solingen Germany

nws
PRODUKTION
SOLINGEN
GERMANY

COD dablerom	DENUMIRE	PACK. (buc)
03-008	mica transparenta - 110-250V AC	12/648
03-009	mare transparenta - 110-250V AC	12/420



03-260	surubelnite drepte 1000V - 2.5 x 75mm	6
03-261	surubelnite drepte 1000V - 4 x 100mm	6
03-262	surubelnite drepte 1000V - 5.5 x 125mm	6
03-263	surubelnite drepte 1000V - 6.5 x 150mm	6



03-264	surubelnite cruce 1000V - No 0 - L:60mm	6
03-265	surubelnite cruce 1000V - No 1 - L:80mm	6
03-266	surubelnite cruce 1000V - No 2 - L:100mm	6
03-267	surubelnite cruce 1000V - No 3 - L:150mm	6



03-280	set 8 surubelnite (4drepte+3cruce+1tester) - 1000V	1/8
--------	--	-----



COD dablerom	DENUMIRE	PACK. (buc)
03-282	truse cu 6 scule(4surubelnite+1 patent pensa+1 cleste taiat)	1/5



COD dablerom	DENUMIRE	PACK. (buc)
03-254	cheie universala pentru tablouri - 6 functii	1/10



COD dablerom	DENUMIRE	PACK. (buc)
03-200	patent pensa - L:165mm	6
03-201	patent pensa - L:180mm	6
03-202	patent pensa - L:205mm	6



03-203	patent pensa curba - L:200mm	6
--------	------------------------------	---



COD dablerom	DENUMIRE	PACK. (buc)
03-210	cleste de taiat - L:160mm	6
03-211	cleste de taiat - L:180mm	6
03-212	cleste de taiat - L:200mm	6



COD dablerom	DENUMIRE	PACK. (buc)
03-220	cleste cu cioc L: 205mm - drept	6
03-221	cleste cu cioc L: 205mm - inclinat	6



COD dablerom	DENUMIRE	PACK. (buc)
03-230	cleste pentru taiat cablu - L:160mm	6
03-231	cleste pentru taiat cablu - L:210mm	6



COD dablerom	DENUMIRE	PACK. (buc)
03-240	dezizolator (cu cioc in "V") - L:160mm	6



COD dablerom	DENUMIRE	PACK. (buc)
03-233	cleste multifunctional (cuter-dezizolator-presă) - L:190mm	6



Scule - NWS Solingen Germany

nws
PRODUKTION
SOLINGEN
GERMANY

COD dablerom	DENUMIRE	PACK. (buc)
03-252	presa "mini" pentru papuci 0.5...6mm - L:120mm	6



03-253	presa pentru papuci 1.5...6mm - L:235mm	6
--------	---	---



COD dablerom	DENUMIRE	PACK. (buc)
03-243	dezizolator- cutit - L:170mm	6



03-245	dezizolator pentru cablu flexibil de 3x1.5mm ² ...5x2.5mm ²	6
--------	---	---



03-246	dezizolator automat din plastic ptr.cablu de 3x1.5...5x2.5mm ²	6
--------	---	---



COD dablerom	DENUMIRE	PACK. (buc)
03-249	cutit cu lama dreapta - 1000V	6



03-251	cutit pantof cu lama carlig - 1000V	6
--------	-------------------------------------	---



Cutii Depozitare


COD dablerom	DENUMIRE	PACK. (buc)
39-300	mini L:14.5cm - l:8.7cm - i:6.6cm	1/36
39-301	mic L:23cm - l:17cm - i:12cm	1/36
39-302	medium L:35cm - l:20cm - i:20cm	1/10
39-303	mare (cu bara) L:41cm - l:29.5cm - i:22.5cm	1/5



**CUTIILE DE ACEEASI
DIMENSIUNE SE POT
SUPRAPUNE**

Sertare Depozitare

COD dablerom	DENUMIRE	PACK. (buc)
39-310	mic L:12.2cm - l:15cm - i:8.4cm	1/6
39-311	mare L:29cm - l:25cm - i:12cm	1/6



**- SE POATE COMPARTIMENTA
IN 1, 2 SAU 4 PARTI EGALE**

- SE POATE IMBINA ORIZONTALA SAU VERTICALA


RACK



RACK



SMALL RACK



WIRE - 1001/1200



WIRE S - 1001S / 1200S



RAPID ROLL METER



INTERMATRIX



FAST EVOLUTION



SMALL



ELECTRA SMALL



ELECTRA



ELECTRA BRAKE



UNROLL



IRON



EASY



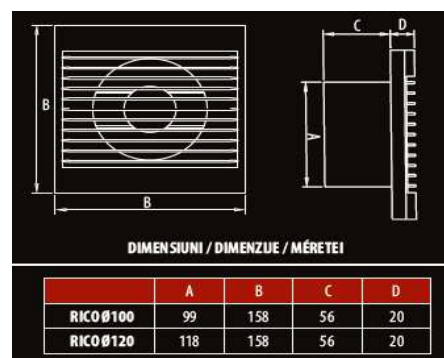
METAL - 0100 / 0110 / 0111 / 0120 / 0121





- ventilatoare gama "RICO"
- Montare : **pe perete**
- Material : ABS
- Culoare : alb
- Temperatura de lucru : max.+40°C
- Tensiune de lucru : 230V 50Hz
- Grad de protectie: IPx4

2 ANI GARANTIE



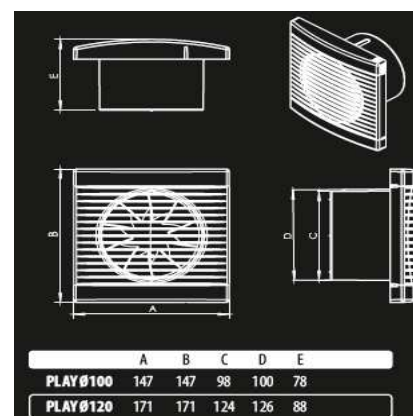
COD dablerom	TIP	FLUX DE AER (m³/h)	SUNET dB(A)1m	ROTATIE (rot./min)	PUTERE (W) (A)	PACK. (buc)
20-007-4200	standard - Ø100	100	40	2650	15 0.12	1/20
20-007-4203	cu timer (2-23min.) - Ø100	100	40	2650	15 0.12	1/20
20-007-4201	standard - Ø125	150	46	2650	17 0.13	1/20
20-007-4206	cu timer (2-23min.) - Ø125	150	46	2650	17 0.13	1/20



- ventilatoare gama "PLAY"
- Montare : **pe perete / pe tavan**
- Material : ABS
- Culoare : alb
- Temperatura de lucru : max.+40°C
- Tensiune de lucru : 230V 50Hz
- Grad de protectie: IPx4



7 ANI GARANTIE



COD dablerom	TIP	FLUX DE AER (m³/h)	SUNET dB(A)1m	ROTATIE (rot./min)	PUTERE (W) (A)	PACK. (buc)
20-007-3600	standard - Ø100	100	29	1850	12 0.09	1/20
20-007-3606	cu timer (2-23min.) - Ø100	100	29	1850	12 0.09	1/20
20-007-3603	standard - Ø125	150	35	2150	15 0.12	1/20
20-007-3615	cu timer (2-23min.) - Ø125	150	35	2150	15 0.12	1/20

ventilatoare axiale



- ventilatoare gama "POLO 4,5,6"
- Montare : **pe perete / pe tavan**
- Material : ABS
- Culoare : alb
- Temperatura de lucru : max.+40°C
- Tensiune de lucru : 230V 50Hz
- Grad de protectie: IPx4



5 ANI GARANTIE

DIMENSIUNI / DIMENZIE / MÉRETEI

	A	B	C	D	E
POLO 4 Ø100	99	156	154	30	55
POLO 5 Ø120	118	181	179	32	59
POLO 6 Ø150	149	209	208	32	69

COD dablerom	TIP	FLUX DE AER (m³/h)	SUNET dB(A)1m	ROTATIE (rot./min)	PUTERE (W) (A)	PACK. (buc)
20-007-0054	standard - Ø100	100	40	2650	15 0.12	1/10
20-007-0056	cu cordon - Ø100	100	40	2650	15 0.12	1/10
20-007-0058	cu timer (2-23min.) - Ø100	100	40	2650	15 0.12	1/10
20-007-0055	cu grila automata - Ø100	100	40	2650	15 0.12	1/10
20-007-0061	cu sensor umiditate & timer Ø100	100	40	2650	15 0.12	1/10
20-007-0284	cu grila automata & timer - Ø100	100	40	2650	15 0.12	1/10
20-007-0275	sensor umid.&grila aut.&timer Ø100	100	40	2650	15 0.12	1/10
20-007-0036	standard - Ø120	150	46	2650	17 0.13	1/10
20-007-0168	cu cordon - Ø120	150	46	2650	17 0.13	1/10
20-007-0037	cu timer (2-23min.) - Ø120	150	46	2650	17 0.13	1/10
20-007-0028	cu grila automata - Ø120	150	46	2650	17 0.13	1/10
20-007-0114	cu sensor umiditate & timer Ø120	150	46	2650	17 0.13	1/10
20-007-0030	cu grila automata & timer - Ø120	150	46	2650	17 0.13	1/10
20-007-0032	sensor umid.&grila aut.&timer Ø120	150	46	2650	17 0.13	1/10
20-007-0241	standard - Ø150	280	47	2650	20 0.13	1/10
20-007-0293	cu cordon - Ø150	280	47	2650	20 0.13	1/10
20-007-0242	cu timer (2-23min.) - Ø150	280	47	2650	20 0.13	1/10
20-007-0204	cu grila automata - Ø150	280	47	2650	20 0.13	1/10
20-007-0270	cu sensor umiditate & timer Ø150	280	47	2650	20 0.13	1/10
20-007-0206	cu grila automata & timer - Ø150	280	47	2650	20 0.13	1/10
20-007-0229	sensor umid.&grila aut.&timer Ø150	280	47	2650	20 0.13	1/10



- ventilatoare gama "POLO 6 OK"
- Montare : **pe geam**
- Material : ABS
- Culoare : alb
- Temperatura de lucru : max.+40°C
- Tensiune de lucru : 230V 50Hz
- Grad de protectie: IPx4


5 ANI GARANTIE

DIMENSIUNI / DIMENZIE / MÉRETEI

	A	B	C	D	E	F
POLO 6 OK	154	209	208	31	62	130

COD dablerom	TIP	FLUX DE AER (m³/h)	SUNET dB(A)1m	ROTATIE (rot./min)	PUTERE (W) (A)	PACK. (buc)
20-007-0313	cu cordon - Ø150	200	47	2650	25 0.13	1/10

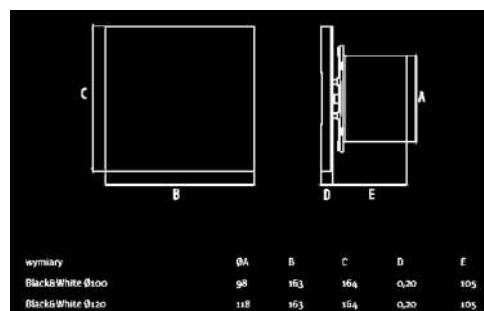
ventilatoare axiale



- ventilatoare gama "Black & White"
- Montare : **pe perete / pe tavan**
- Material : ABS
- Culoare : alb , negru
- Temperatura de lucru : max.+40°C
- Tensiune de lucru : 230V 50Hz
- Grad de protectie: IPx4



2 ANI GARANTIE



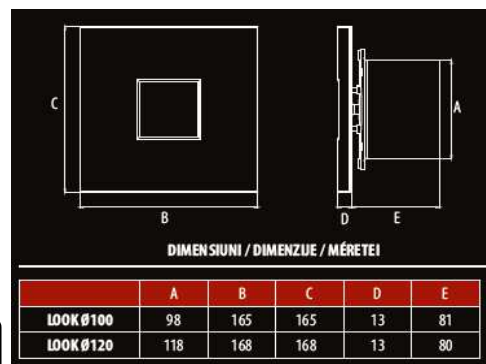
COD dablerom	TIP	FLUX DE AER (m³/h)	SUNET dB(A)1m	ROTATIE (rot./min)	PUTERE (W) (A)	PACK. (buc)
20-007-4325W	standard - Ø100 - Alb	100	40	2650	15 0.12	1/10
20-007-4325B	standard - Ø100 - Negru	100	40	2650	15 0.12	1/10
20-007-4326W	sensor umid. & timer Ø100 - Alb	100	40	2650	15 0.12	1/10
20-007-4326B	sensor umid. & timer Ø100 - Negru	100	40	2650	15 0.12	1/10
20-007-4327W	standard - Ø120 - Alb	150	46	2650	17 0.13	1/10
20-007-4327B	standard - Ø120 - Negru	150	46	2650	17 0.13	1/10
20-007-4328W	sensor umid. & timer Ø120 - Alb	150	46	2650	17 0.13	1/10
20-007-4328B	sensor umid. & timer Ø120 - Negru	150	46	2650	17 0.13	1/10



- ventilatoare gama "Visconti"
- Montare : **pe perete / pe tavan**
- Material : ABS, Aluminiu
- Culoare : Crom , Satin
- Temperatura de lucru : max.+40°C
- Tensiune de lucru : 230V 50Hz
- Grad de protectie: IPx4



2 ANI GARANTIE



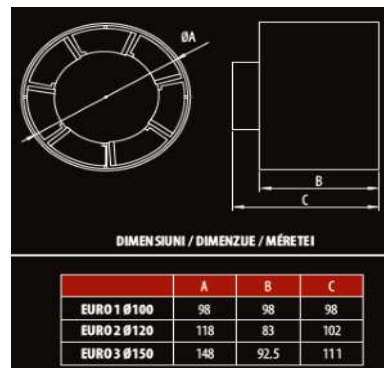
COD dablerom	TIP	FLUX DE AER (m³/h)	SUNET dB(A)1m	ROTATIE (rot./min)	PUTERE (W) (A)	PACK. (buc)
20-017-9218	standard - Ø100 - Crom	100	40	2650	15 0.12	1/10
20-017-9216	standard - Ø100 - Satin	100	40	2650	15 0.12	1/10
20-017-9214	sensor umid. & timer Ø100 - Crom	100	40	2650	15 0.12	1/10
20-017-9212	sensor umid. & timer Ø100 - Satin	100	40	2650	15 0.12	1/10
20-017-9219	standard - Ø120 - Crom	150	46	2650	17 0.13	1/10
20-017-9217	standard - Ø120 - Satin	150	46	2650	17 0.13	1/10
20-017-9215	sensor umid. & timer Ø120 - Crom	150	46	2650	17 0.13	1/10
20-017-9213	sensor umid. & timer Ø120 - Satin	150	46	2650	17 0.13	1/10

ventilatoare axiale



- ventilatoare gama "EURO 1,2,3"
- Montare : **pe tubulatura**
- Material : ABS
- Culoare : alb
- Temperatura de lucru : max.+40°C
- Tensiune de lucru : 230V 50Hz
- Grad de protectie: IPx2

5 ANI GARANTIE

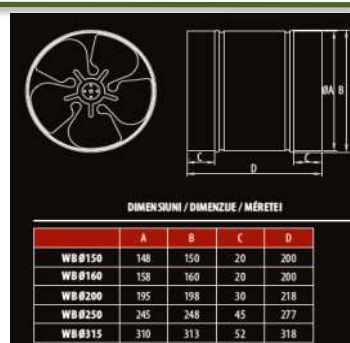


COD dablerom	TIP	FLUX DE AER (m³/h)	SUNET dB(A)1m	ROTATIE (rot./min)	PUTERE (W)	PUTERE (A)
20-007-0051	standard - Ø100	100	40	2650	15	0.12
20-007-0052	standard - Ø120	150	46	2650	17	0.13
20-007-0053	standard - Ø150	280	47	2650	20	0.13



- ventilatoare gama "WB"
- Montare : **pe tubulatura**
- Material : otel
- Culoare : crom
- Temperatura de lucru : max.+42°C
- Tensiune de lucru : 230V 50Hz
- Grad de protectie: IPx2

3 ANI GARANTIE



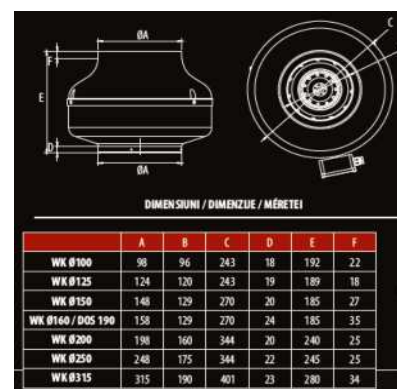
COD dablerom	TIP	FLUX DE AER (m³/h)	SUNET dB(A)1m	ROTATIE (rot./min)	PUTERE (W)	PUTERE (A)
20-007-0118	standard - Ø200	350	54	1400	40	0.25
20-007-0119	standard - Ø250	600	57	1400	86	0.3
20-007-0120	standard - Ø315	1000	62	1400	110	0.4

ventilatoare centrifugale



- ventilatoare gama "WK"
- Montare : **pe tubulatura**
- Material : otel
- Culoare : crom
- Temperatura de lucru Ø100/125/150/160 max.+35°C
- Temperatura de lucru Ø200/250/315 max.+40°C
- Tensiune de lucru : 230V 50Hz
- Grad de protectie: IPx4

3 ANI GARANTIE

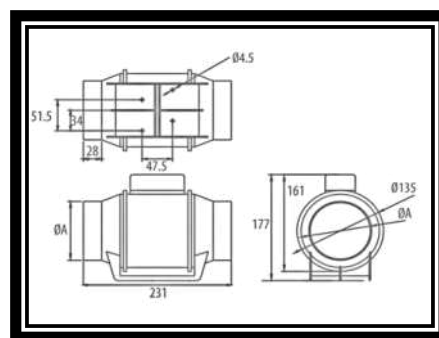


COD dablerom	TIP	FLUX DE AER (m³/h)	SUNET dB(A)1m	ROTATIE (rot./min)	PUTERE (W)	PUTERE (A)
20-007-0096	standard - Ø100	400	60	2400	70	0.3
20-007-0097	standard - Ø125	450	61	2400	70	0.3
20-007-0098	standard - Ø150	530	62	2400	70	0.3
20-007-1454	standard - Ø160	550	62	2400	70	0.73
20-007-0099	standard - Ø200	1200	70	2430	170	0.93
20-007-0100	standard - Ø250	1600	72	2660	210	0.93
20-007-0101	standard - Ø315	2200	73	2660	250	1.11



- ventilatoare gama "TURBO"
- Montare : **pe tubulatura**
- Material : ABS
- Culoare : alb
- Temperatura de lucru : max.+40°C
- Grad de protectie: IPx2

3 ANI GARANTIE



COD dablerom	TIP	FLUX DE AER (m³/h)	SUNET dB(A)1m	ROTATIE (rot./min)	PUTERE (W) (A)	PACK. (buc)
20-007-0405	standard - Ø100	180	18	2500	43 0.2	1
20-007-0406	standard - Ø125	240	30	2500	49 0.35	1



- ventilatoare gama "WOKS"
- Montare : **pe perete**
- Material : otel
- Culoare : negru
- Temperatura de lucru Ø200/250/300 max.+70°C
- Temperatura de lucru Ø350/400/450 max.+40°C
- Temperatura de lucru Ø500/550/630/710/800 max.+60°C
- Tensiune de lucru: 230V(Ø200-630) / 380V(Ø710-800)
- Grad de protectie: IPx4


3 ANI GARANTIE

DIMENSIUNI / DIMENZIUE / MÉRETEI

	A	B	C	D
WOKS Ø200	212	320	70	260
WOKS Ø250	262	365	90	315
WOKS Ø300	313	430	92	380
WOKS Ø350	360	485	88	435
WOKS Ø400	408	540	100	490
WOKS Ø450	465	575	125	535

	A	B	C	D
WOKS Ø500	515	655	115	615
WOKS Ø550	575	725	115	670
WOKS Ø630	650	805	125	750
WOKS Ø710	725	850	130	810
WOKS Ø800	835	970	200	910

COD dablerom	TIP	FLUX DE AER (m³/h)	SUNET dB(A)1m	ROTATIE (rot./min)	PUTERE (W) (A)	PACK. (buc)
20-007-0090	standard - Ø200	850	63	2300	55 0.26	1
20-007-0091	standard - Ø250	1600	67	2480	90 0.45	1
20-007-0092	standard - Ø300	2400	73	2580	145 0.62	1
20-007-0093	standard - Ø350	3100	64	1400	140 0.6	1
20-007-0094	standard - Ø400	3400	69	1430	140 0.6	1
20-007-0095	standard - Ø450	4800	73	1420	250 1.1	1
20-007-0500	standard - Ø500	6000	72	1300	420 1.95	1
20-007-0501	standard - Ø550	7560	75	1300	550 2.55	1
20-007-0502	standard - Ø630	10080	78	1360	750 3.5	1
20-007-0503	standard - Ø710 (380V)	12200Y / 15500Δ	80	730Y / 900Δ	900Δ 1.9Δ	1
20-007-0504	standard - Ø800 (380V)	14800Y / 19000Δ	82	770Y / 920Δ	1200Δ 2.85Δ	1



Grile de Ventilare

COD	DENUMIRE	DIMENSIUNI (mm)					PAC.
		ØA	ØB	C	D	E	
serie KR din ABS cu plasa de protectie							
20-007-0153	KR Ø100/125	100	124	140	25	43	1
20-007-0156	KR Ø150	149	-	176	33	52	1



COD	DENUMIRE	DIMENSIUNI (mm)					PAC.
		ØA	ØB	C	D	E	
serie KRZ din ABS cu jaluzea gravitationala							
20-007-0181	KRZ Ø100/125	100	124	140	25	43	1
20-007-0183	KRZ Ø150	149	-	176	33	52	1



COD	DENUMIRE	DIMENSIUNI (mm)				PAC.
		ØA	B	C	D	
serie RKZ din ABS cu jaluzea gravitationala						
20-007-0402	RKZ Ø200	170	200	9	20	1
20-007-0403	RKZ Ø300	267	300	10	26	1
20-007-0404	RKZ Ø450	428	460	10	26	1



COD	DENUMIRE	DIMENSIUNI (mm)				PAC.
		ØA	B	C	D	
serie KRO din ABS cu plasa de protectie						
20-007-0184	KRO Ø100	99	23	26	133	1
20-007-0185	KRO Ø125	124	27	31	160	1
20-007-0186	KRO Ø150	149	34	38	184	1



COD	DENUMIRE	DIMENSIUNI (mm)				PAC.
		ØA	B	C	D	
serie KOS de tavan din ABS cu plasa de protectie						
20-007-0426	KOS Ø100	99	58	68	144	1
20-007-0427	KOS Ø125	124	62	72	164	1
20-007-0428	KOS Ø150	149	65	74	188	1



COD	DENUMIRE	DIMENSIUNI (mm)				PAC.
		ØA	B	C	D	
serie AN "ANEMOSTAT" din ABS						
20-007-0198	AN Ø100	99	152	21	80	1
20-007-0199	AN Ø125	124	163	23	80	1
20-007-0200	AN Ø150	148	193	21	88	1



COD	DENUMIRE	DIMENSIUNI (mm)					PAC.
		A	B	C	D	E	
serie D/RW din ABS cu plasa de protectie (special pentru usi)							
20-007-0174	DL/ 430 x 110 RW	429	108	453	132	9	1

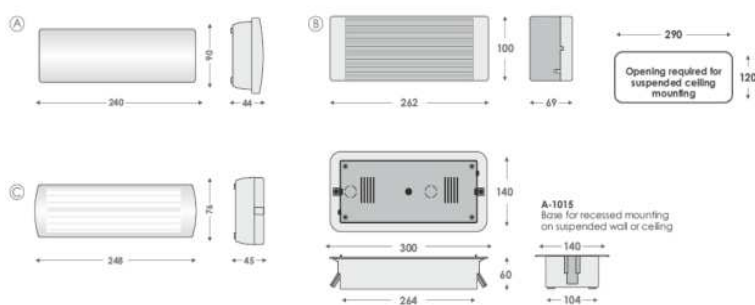




Accessories



Dimensions in mm



COD	POZA	SURSA	PERMANENT / NEPERMANENT	AUTON. (h)	LUMEN (lm)	CONSUM (W/VA)	BATERIE	TENSIUNE (V)	PACK. (buc)
GR-8/leds	A	LED	perm./neperm.	1.5h	40/100	2.7W / 3VA	3.6V/600mAh Ni-Cd	220-240V AC	1/20
GR-9/leds	A	LED	perm./neperm.	3h	38/100	3W/3.5VA	3.6V/1Ah Ni-Cd	220-240V AC	1/20
GR-8/leds/R	A	LED	perm./neperm.	1.5h	40/100	2.7W/3VA	3.6V/600mAh Ni-Cd	220-240V AC	1/20
GR-119/6L/42V	B	LED	permanent	1.5h	150/300	4.5VA	3.6V/1.5Ah Ni-Cd	42V AC	1/16
GR-151-3/L	B	LED	perm./neperm.	3h	30/75	3W/4VA	3.6V/1Ah Ni-Cd	220-240V AC	1/16
GR-108/12L/90	B	LED	perm./neperm.	1.5h	40/100	2.5W/3VA	3.6V/600mAh Ni-Cd	220-240V AC	1/16
GR-109/12L/180	B	LED	perm./neperm.	3h	38/100	3W/3.5VA	3.6V/1Ah Ni-Cd	220-240V AC	1/16
GR-8	C	TUB	nepermanent	1.5h	50	6W	2.4V/1.5Ah Ni-Cd	220-240V AC	1/16

COD	POZA	DENUMIRE	PACK. (buc)
A-3008	B	Doza pentru montaj incastat (Slim light , poza A)	1
A-1015	B	Doza pentru montaj incastat (Classic light , poza B)	1



Dimensions in mm



COD	POZA	SURSA	PERMANENT / NEPERMANENT	AUTON. (h)	LUMEN (lm)	PUTERE (W/VA)	BATERIE	TENSIUNE (V)	PACK. (buc)
GR-2000	A	LED	perm./neperm.	2-7h	125/125	3.8W / 8.2VA	3.6V/1Ah Ni-Cd	220-240V AC	1/12

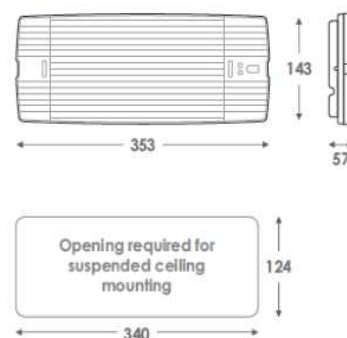
COD	DENUMIRE	PACK. (buc)
A-2000/W	Set capace stanga/dreapta pentru GR-2000 (albe)	1
A-2000/B	Set capace stanga/dreapta pentru GR-2000 (bronz)	1



Mounting methods



Dimensions in mm

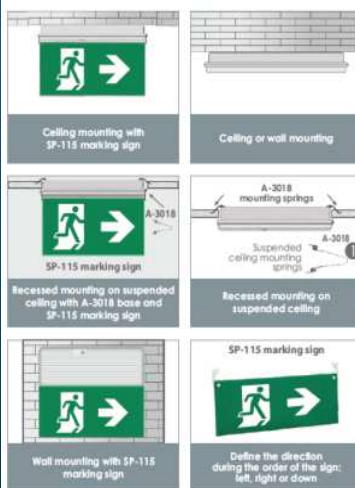


COD	POZA	SURSA	PERMANENT / NEPERMANENT	AUTON. (h)	LUMEN (lm)	CONSUM (W/VA)	BATERIE	TENSIUNE (V)	PACK. (buc)
GR-310/12L/180/A	A	LED	perm./neperm.	3h	38/100	2.9W / 3.2VA	3.6V/1Ah Ni-Cd	220-240V AC	1/16
GR-310/12L/90/A	A	LED	perm./neperm.	1.5h	40/100	2.9W / 3.2VA	3.6V/600mAh Ni-Cd	220-240V AC	1/16
GR-310/15L/A	A	LED	perm./neperm.	1.5h	40/100	2.9W / 3.2VA	3.6V/600mAh Ni-Cd	220-240V AC	1/16
GR-312/15L/A	A	LED	perm./neperm.	3h	30/105	3.3VA	3.6V/1.5Ah Ni-Cd	220-240V AC	1/16
GR-310/30L/A	A	LED	perm./neperm.	1.5h	30/105	3.6VA	3.6V/1.5Ah Ni-Cd	220-240V AC	1/16
GR-312/30L/A	A	LED	perm./neperm.	3h	30/210	3.5VA	3.6V/3Ah Ni-Cd	220-240V AC	1/16
GR-309/15L/A	A	LED	perm./neperm.	8h	30/210	4.8VA	3.6V/3Ah Ni-Cd	220-240V AC	1/16
GR-315/15L/A	A	LED	permanent	1.5h	105/105	7VA	3.6V/600mAh Ni-Cd	220-240V AC	1/16
GR-316/15L/A	A	LED	permanent	3h	105/105	7VA	3.6V/1.5Ah Ni-Cd	220-240V AC	1/16
GR-315/30L/A	A	LED	permanent	1.5h	210/210	7.5VA	3.6V/1.5Ah Ni-Cd	220-240V AC	1/16
GR-316/30L/A	A	LED	permanent	3h	210/210	8VA	3.6V/3Ah Ni-Cd	220-240V AC	1/16
GR-308/15L/A	A	LED	permanent	8h	125/125	7VA	3.6V/3Ah Ni-Cd	220-240V AC	1/16
GR-315/4P/A	A	LED	permanent	1.5h	150/300	11.5VA	4.8V/1.5Ah Ni-Cd	220-240V AC	1/16
GR-315/6P/A	A	LED	permanent	1.5h	225/450	14.5VA	4.8V/3Ah Ni-Cd	220-240V AC	1/16
GR-316/4P/A	A	LED	permanent	3h	150/300	13.5VA	4.8V/3Ah Ni-Cd	220-240V AC	1/16
GR-316/6P/A	A	LED	permanent	3h	225/415	15VA	4.8V/4Ah Ni-MH	220-240V AC	1/16
GR-310/4P/A	A	LED	nepermanent	1.5h	300	4VA	4.8V/1.5Ah Ni-Cd	220-240V AC	1/16
GR-310/6P/A	A	LED	nepermanent	1.5h	450	5VA	4.8V/3Ah Ni-Cd	220-240V AC	1/16
GR-312/4P/A	A	LED	nepermanent	3h	300	5VA	4.8V/3Ah Ni-Cd	220-240V AC	1/16
GR-312/6P/A	A	LED	nepermanent	3h	415	6VA	4.8V/4Ah Ni-MH	220-240V AC	1/16
GR-310	B	TUB	nepermanent	1.5h	85	8W	2.4V/1.5Ah Ni-Cd	220-240V AC	1/15

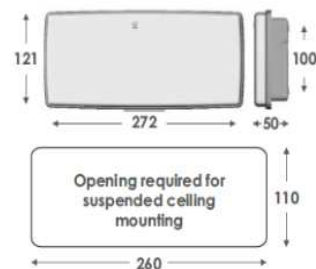
COD	POZA	DENUMIRE	PACK. (buc)
A-3016	2	Doza pentru montaj incastat	1
A-3018	1	Arcuri pentru fixare in rigips	1



Mounting methods



Dimensions in mm



COD	POZA	SURSA	PERMANENT / NEPERMANENT	AUTONOMIA (h)	LUMEN (lm)	CONSUM (W/VA)	BATERIE	TENSIUNE (V)	PACK. (buc)
GR-421/3L	A	LED	permanent	1.5h	150/150	7VA	3.6V/1Ah Ni-Cd	220-240V AC	1/15
GR-421/6L	A	LED	permanent	1.5h	150/300	7VA	3.6V/1.5Ah Ni-Cd	220-240V AC	1/15
GR-423/3L	A	LED	permanent	3h	150/150	7.5VA	3.6V/1.5Ah Ni-Cd	220-240V AC	1/15
GR-423/6L	A	LED	permanent	3h	150/300	7.5VA	3.6V/3Ah Ni-Cd	220-240V AC	1/15
GR-421/12L	A	LED	permanent	1.5h	100/100	6.5VA	3.6V/600mAh Ni-Cd	220-240V AC	1/15
GR-421/24L	A	LED	permanent	1.5h	200/200	7VA	3.6V/1Ah Ni-Cd	220-240V AC	1/15
GR-423/12L	A	LED	permanent	3h	100/100	6.5VA	3.6V/1Ah Ni-Cd	220-240V AC	1/15
GR-423/24L	A	LED	permanent	3h	200/200	7VA	3.6V/2Ah Ni-MH	220-240V AC	1/15
GR-427/12L	A	LED	permanent	8h	100/100	7VA	3.6V/3Ah Ni-Cd	220-240V AC	1/15
GR-408/3L	A	LED	nepermanent	1.5h	150	3VA	3.6V/1Ah Ni-Cd	220-240V AC	1/15
GR-408/6L	A	LED	nepermanent	1.5h	300	4VA	3.6V/1.5Ah Ni-Cd	220-240V AC	1/15
GR-409/3L	A	LED	nepermanent	3h	150	4VA	3.6V/1.5Ah Ni-Cd	220-240V AC	1/15
GR-409/6L	A	LED	nepermanent	3h	300	4.5VA	3.6V/3Ah Ni-Cd	220-240V AC	1/15
GR-408/12L	A	LED	nepermanent	1.5h	100	3VA	3.6V/600mAh Ni-Cd	220-240V AC	1/15
GR-409/12L	A	LED	nepermanent	3h	100	3.5VA	3.6V/1Ah Ni-Cd	220-240V AC	1/15
GR-440/12L	A	LED	nepermanent	8h	100	4.3VA	3.6V/3Ah Ni-Cd	220-240V AC	1/15

COD	POZA	DENUMIRE	PACK. (buc)
A-3018	1	Arcuri pentru fixare in rigips	1


Weather Light Waterproof emergency luminaires

24m IP65





The packaging contains: 12 pcs.
Packaging dimensions (LxWxH): 500x375x315mm

Dimensions in mm



Mounting methods



IP65

A-1017

All GR-9xx series codes are also produced with aluminum profile with order code: GR-9xx/AL
All GR-9xx series codes can also be provided with plastic double sided diffuser with order code: GR-9xx/A-1017.

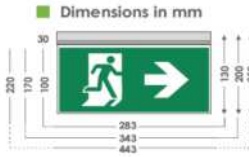
COD	POZA	SURSA	PERMANENT / NEPERMANENT	AUTONOMIA (h)	LUMEN (lm)	CONSUM (W/VA)	BATERIE	TENSIUNE (V)	PACK. (buc)
GR-938/15L	A	LED	permanent	1.5h	125/125	7.5VA	3.6V/600mAh Ni-Cd	220-240V AC	1/12
GR-938/30L	A	LED	permanent	1.5h	250/250	8.5VA	3.6V/1.5Ah Ni-Cd	220-240V AC	1/12
GR-939/15L	A	LED	permanent	3h	125/125	6.8VA	3.6V/1.5Ah Ni-Cd	220-240V AC	1/12
GR-939/30L	A	LED	permanent	3h	250/250	8.2VA	3.6V/3Ah Ni-Cd	220-240V AC	1/12
GR-938/4P	A	LED	permanent	1.5h	150/300	8.1VA	4.8V/1.5Ah Ni-Cd	220-240V AC	1/12
GR-938/6P	A	LED	permanent	1.5h	225/450	8.4VA	4.8V/3Ah Ni-Cd	220-240V AC	1/12
GR-939/4P	A	LED	permanent	3h	150/300	7.7VA	4.8V/3Ah Ni-Cd	220-240V AC	1/12
GR-939/6P	A	LED	permanent	3h	225/415	8.5VA	4.8V/4Ah Ni-Mh	220-240V AC	1/12
GR-940/15L	A	LED	permanent	8h	125/125	7VA	3.6V/3Ah Ni-Cd	220-240V AC	1/12
GR-935/15L	A	LED	nepermanent	1.5h	125	3VA	3.6V/600mAh Ni-Cd	220-240V AC	1/12
GR-935/30L	A	LED	nepermanent	1.5h	250	3VA	3.6V/1.5Ah Ni-Cd	220-240V AC	1/12
GR-936/15L	A	LED	nepermanent	3h	125	3VA	3.6V/1.5Ah Ni-Cd	220-240V AC	1/12
GR-936/30L	A	LED	nepermanent	3h	250	4.3VA	3.6V/3Ah Ni-Cd	220-240V AC	1/12
GR-935/4P	A	LED	nepermanent	1.5h	300	4VA	4.8V/1.5Ah Ni-Cd	220-240V AC	1/12
GR-935/6P	A	LED	nepermanent	1.5h	450	4.8VA	4.8V/3Ah Ni-Cd	220-240V AC	1/12
GR-936/4P	A	LED	nepermanent	3h	300	4.8VA	4.8V/3Ah Ni-Cd	220-240V AC	1/12
GR-936/6P	A	LED	nepermanent	3h	415	5.5VA	4.8V/4Ah Ni-Mh	220-240V AC	1/12
GR-941/15L	A	LED	nepermanent	8h	125	4VA	3.6V/3Ah Ni-Cd	220-240V AC	1/12
GR-935	A	TUB	nepermanent	1.5h	85	8W	2.4V/1.5Ah Ni-Cd	220-240V AC	1/12

COD	POZA	SURSA	PERMANENT / NEPERMANENT	AUTONOMIA (h)	LUMEN (lm)	CONSUM (W/VA)	BATERIE	TENSIUNE (V)	PACK. (buc)
GR-938/30L/LT	A	LED	permanent	1.5h	250/250	31W/33VA	3.6V/2Ah Ni-MH	220-240V AC	1/12
GR-939/30L/LT	A	LED	permanent	3h	250/240	32W/35VA	3.6V/4Ah Ni-MH	220-240V AC	1/12

* GR-938/30L/LT si GR939/30L/LT sunt corpuri pentru temperatura -20C, ideal pentru frigidera si camere frigorifice

COD	POZA	DENUMIRE	PACK. (buc)
A-1017	B	Display cu doua fete	1

Corpuri de iluminat emergenta - Olympia-electronics



25+
Eco
MLD-28, DLD-28:
283x300x25
MLD-34, DLD-34:
343x200x25
MLD-44, DLD-44:
443x200x25



38+
Eco
ZLD-28, ZLD-28/C85:
200 x 192 x 38
ZLD-34, ZLD-34/C85:
300 x 200 x 38
ZLD-44, ZLD-44/C85:
450 x 272 x 38



COD	POZA	SURSA	PERMANENT / NEPERMANENT	AUTONOMIA (h)	LUMEN (lm)	CONSUM (W/VA)	BATERIE	TENSIUNE (V)	PACK. (buc)
MLD-28D/W	B	LED	permanent	3h	85/85	3W/7.5VA	3.6V/1Ah Ni-Cd	220-240V AC	1/20
MLD-34D/W	B	LED	permanent	3h	105/85	3W/8VA	3.6V/1Ah Ni-Cd	220-240V AC	1/15
MLD-44D/W	B	LED	permanent	3h	105/85	3W/8VA	3.6V/1Ah Ni-Cd	220-240V AC	1
MLD-28S/g/90	C	LED	permanent	1.5h	18/18	3W/7.5VA	3.6V/1Ah Ni-Cd	220-240V AC	1/20
MLD-28S/g	C	LED	permanent	3h	18/18	3W/7.5VA	3.6V/1Ah Ni-Cd	220-240V AC	1/20
MLD-34S/g	C	LED	permanent	3h	22/18	3W/8VA	3.6V/1Ah Ni-Cd	220-240V AC	1/15
MLD-44S/g	C	LED	permanent	3h	22/18	3W/8VA	3.6V/1Ah Ni-Cd	220-240V AC	1
ZLD-28/EM	A	LED	permanent	3h	125/125	3.8W/6.5VA	3.6V/1.5Ah Ni-Mh	220-240V AC	1
ZLD-34/EM	A	LED	permanent	3h	145/125	4W/6.7VA	3.6V/1.5Ah Ni-Mh	220-240V AC	1
ZLD-44/EM	A	LED	permanent	3h	200/150	4.3W/6.9VA	3.6V/1.5Ah Ni-Mh	220-240V AC	1

COD	POZA	DENUMIRE	PACK. (buc)
A-1018/PL		Baza pentru montaj ingropat pentru MLD/ZLD-28	1
A-1020/PL		Baza pentru montaj ingropat pentru MLD/ZLD-34	1
A-1018/PL/ST		Baza pentru montaj ingropat pentru MLD/ZLD-28 cu autotestare	1
A-1020/PL/ST		Baza pentru montaj ingropat pentru MLD/ZLD-34 cu autotestare	1

■ Legends



SW28/R (SLD, MLD & ZLD-28) SW28/D
SW34/R (SLD, MLD & ZLD-34) SW34/D
SW44/R (SLD, MLD & ZLD-44) W44/D

Accessories for MLD luminaires

- A-1018/PL Recess mounting base for MLD/ZLD-28
- A-1020/PL Recess mounting base for MLD/ZLD-34
- A-1018/PL/ST Recess mounting base for self-testing MLD/ZLD-28
- A-1020/PL/ST Recess mounting base for self-testing MLD/ZLD-34



Accessories contained in the package. Suitable for wall or ceiling mounting.



■ Mounting methods



Ceiling mounting



Ceiling mounting with extension rod 0,25 - 1m

Easy mounting with special base for ZLD types



Wall mounting ZLD-28xx & ZL-34xx



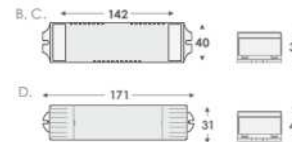

A-1130 (1m)
A-1131 (0,5m)
A-1132 (0,25m)

A-1133

After order



■ Dimensions in mm



COD	POZA	PENTRU SURSA	AUTONOMIA (h)	CONSUM (W/VA)	BATERIE	TENSIUNE (V)	PACK. (buc)
GR-4/UN/65	B	T5, T8, PL	---> tabel	4VA	3.6V/1.5Ah Ni-Cd	220-240V AC	1/16
GR-4/UN/66	B	T5, T8, PL	---> tabel	4VA	3.6V/3Ah Ni-Cd	220-240V AC	1/16
GR-4/UN/67	B	T5, T8, PL	---> tabel	4VA	3.6V/4Ah Ni-Cd	220-240V AC	1/16
GR-6/UN/61	B	T5, T8, PL	---> tabel	4VA	4.8V/1.5Ah Ni-Cd	220-240V AC	1/16
GR-6/UN/62	B	T5, T8, PL	---> tabel	4VA	4.8V/3Ah Ni-Cd	220-240V AC	1/16
GR-6/UN/64	B	T5, T8, PL	---> tabel	4VA	4.8V/4Ah Ni-Cd	220-240V AC	1/16
GR-4/UN/127/230/67	B	T5, T8, PL	---> tabel	4VA	3.6V/4Ah Ni-Cd	220-240V AC	1/16

TYPE	GR-4/UN/A-966	GR-4/UN/65	GR-4/UN/66	GR-4/UN/67	GR-6/UN/61	GR-6/UN/62	GR-6/UN/64
18W (T8)	-----	90 min.	180 min.	240 min.	80 min.	160 min.	220 min.
36W (T8)	-----	70 min.	140 min.	180 min.	60 min.	120 min.	160 min.
58W (T8)	-----	60 min.	120 min.	160 min.	50 min.	100 min.	140 min.
18W (COMPACT)	-----	90 min.	180 min.	240 min.	80 min.	160 min.	220 min.
38W (2D/4PIN)	-----	70 min.	140 min.	180 min.	60 min.	130 min.	170 min.
36W (COMPACT)	-----	70 min.	140 min.	180 min.	70 min.	130 min.	180 min.
7-9W CFL	60 min.	-----	-----	-----	-----	-----	-----

COD	POZA	PENTRU SURSA	AUTONOMIA (h)	CONSUM (W/VA)	BATERIE	TENSIUNE (V)	PACK. (buc)
GR-1104/40V/B-941/HT	C	LED	3h	3.5W/7VA	4.8V/3Ah	220-240V AC	1
GR-1104/40V/B-973/HT	C	LED	1.5h	3.5W/7VA	4.8V/1.5Ah	220-240V AC	1
GR-1107/60V	D	LED	1.5h sau 3h	4.75W/5VA	4.8V/1.5/3Ah	4.8V	1
GR-1107/60V/B-973/HT	D	LED	1.5h	4.75W/5VA	4.8V/1.5Ah	220-240V AC	1
GR-1107/60V/B-941/HT	D	LED	3h	4.75W/5VA	4.8V/3Ah	220-240V AC	1

COD	POZA	PENTRU SURSA	AUTONOMIA (h)	CONSUM (W/VA)	BATERIE	TENSIUNE (V)	PACK. (buc)
GR-1004-A/61	A	T5, T8	1.5h	13VA	4.8V/1.5Ah	220-240V AC	1
GR-1004-B/62	A	T5, T8	3h	13VA	4.8V/3Ah	220-240V AC	1
GR-1004-C/71	A	T5, T8	1.5h	13VA	8.4V/1.5Ah	220-240V AC	1
GR-1004-D/72	A	T5, T8	3h	13VA	8.4V/3Ah	220-240V AC	1
GR-1004-E/81	A	T5, T8	1.5h	13VA	6V/1.5Ah	220-240V AC	1
GR-1004-F/82	A	T5, T8	3h	13VA	6V/3Ah	220-240V AC	1

TYPE	BATTERY	LAMPS																DURATION					
		6W (T5)	8W (T5)	11W (CFL)	13W (CFL)	14W (T5)	18W (CFL)	21W (T5)	24W (T5)	24W (CFL)	28W (T5)	32W(CIRC)	32W (CFL)	35W(T5)	36W(T8)	36W (CFL)	49W(T5)		54W(T5)	55W(CFL)	58W(T8)	80W(T5)	
GR-1004-A/61	4.8V - 1.5Ah	●	●	●	●	●	●	●	●	●	●	●	●	●	●	●	●	●	●	●	●	●	90'
GR-1004-B/62	4.8V - 3Ah	●	●	●	●	●	●	●	●	●	●	●	●	●	●	●	●	●	●	●	●	●	3h
GR-1004-C/71	8.4V - 1.5Ah	●	●	●	●	●	●	●	●	●	●	●	●	●	●	●	●	●	●	●	●	●	90'
GR-1004-D/72	8.4V - 3Ah	●	●	●	●	●	●	●	●	●	●	●	●	●	●	●	●	●	●	●	●	●	3h
GR-1004-E/81	6V - 1.5Ah	●	●	●	●	●	●	●	●	●	●	●	●	●	●	●	●	●	●	●	●	●	90'
GR-1004-F/82	6V - 3Ah	●	●	●	●	●	●	●	●	●	●	●	●	●	●	●	●	●	●	●	●	●	3h

dablerom

MATERIALE ELECTRICE • VILLAMOSSÁGI TERMÉKEK • ELECTRICAL MATERIALS



DATE FIRMĂ


S.C. DABLEROM S.R.L.


Cod Fiscal: RO 13572136


Nr. Registrul Comertului: J12/1382/2000


Cont: RO23RZBR0000060012267278

RAIFFEISEN BANK CLUJ

 marius@dablerom
0723-316.713

 sales1@dablerom
0728-928.079

 sales2@dablerom
0728-928.080

 sales22@dablerom
0735-307.397

dablerom

MATERIALE ELECTRICE • VILLAMOSSÁGI TERMÉKEK • ELECTRICAL MATERIALS

SEDIUL: Localitatea: Vâlcele
Comuna: Feleacu Județul: Cluj
Cod Postal: 407274 România
Cod fiscal: RO 13572136
Nr. Registrul Comerțului: J12/1382/2000
Tel: 0264-274.072 Fax: 0264-274.073
Web: www.dablerom.com
e-mail: dablerom@dablerom.com